

THE CHARLESTON AREA TRANSPORTATION STUDY (CHATS) POLICY COMMITTEE

The Metropolitan Planning Organization (MPO) for the Berkeley-Charleston-Dorchester Region announces availability of the following document for public review:

SCDOT DRAFT 2021-2027 STATEWIDE TRANSPORTATION IMPROVEMENT PROGRAM (STIP)

2017-2022 STIP AMENDMENTS TO:

- [Include 23 Previously Programmed Bridge Replacements](#)

These documents are available for public review and comment
from **December 15, 2020 to January 5, 2021**
Monday-Friday between the hours of **9:00 am to 5:00 pm**
at the
Berkeley-Charleston-Dorchester Council of Governments
5790 Casper Padgett Way, North Charleston, SC
843-529-0400
Or at <http://www.bcdkog.com>

Contact Person: Sarah Cox

The Berkeley-Charleston-Dorchester Council of Governments does not discriminate on the basis of age, race, color, religion, sex, national origin, familial status or disability in the admission or access to, or treatment or employment in, its federally-assisted programs or activities. Persons needing assistance in obtaining information can call: RELAY SC #1-800-735-2905



STATEWIDE TRANSPORTATION IMPROVEMENT PROGRAM

2021
to
2027

Table of Contents

Introduction	1
Demographic and Travel Demand Trends in South Carolina	2
State Intermodal Network	3
Document Overview	6
Relationship to other Plans	6
The Strategic Plan.....	7
The Multimodal Plan (MTP).....	7
Transportation Asset Management Plan (TAMP)	7
STIP Purpose.....	8
Act 114	9
Performance Management	10
Transportation Partners	13
Metropolitan Planning Organizations.....	13
Council of Governments.....	15
Coordination between SCDOT and MPO/COGs	15
STIP Development Process	17
ACT 40 - Infrastructure Maintenance Trust Fund (IMTF)	17
Budgeting	18
State Budget Development	19
Funds and Corresponding Revenue Sources	20
Funding Programs	22
STIP Terms.....	24
STIP Interpretation	26
Rank.....	25
STIP Amendments and Corrections	27
Amendments	26
Corrections.....	27
STIP Fiscal Constraint.....	28
Project Interpretation	29

Introduction

The South Carolina Statewide Transportation Improvement Program (STIP) is the seven-year transportation improvement program effective from 2021-2027 for all projects and program areas receiving federal, state, and local funding, including pavements, bridges, upgrades, freight, safety, congestion mitigation and air quality (CMAQ), transportation alternatives program (TAP), railroad crossings, planning, State Infrastructure Bank (SIB) payments, preventative maintenance and operations, and public transportation. See Table 1 for a breakdown of project/program types for each funding category.

The STIP covers all federal, state, and locally funded improvements for which funding has been approved and that are expected to be undertaken during the upcoming seven-year period. The document is generally scheduled for updating every three years and is revised on a continual basis to reflect the latest program and project information. The South Carolina Department of Transportation Commission, as well as the Federal Highway Administration (FHWA) and Federal Transit Administration (FTA) approve the STIP. The document is generally scheduled for updating at a frequency to ensure compliance with 23 CFR 450.200.

To provide a document that is user-friendly and streamlined, the STIP is formatted to include summaries of statewide programming, as well as project information by county. In addition, regional project tables are included to account for multi-jurisdictional projects.

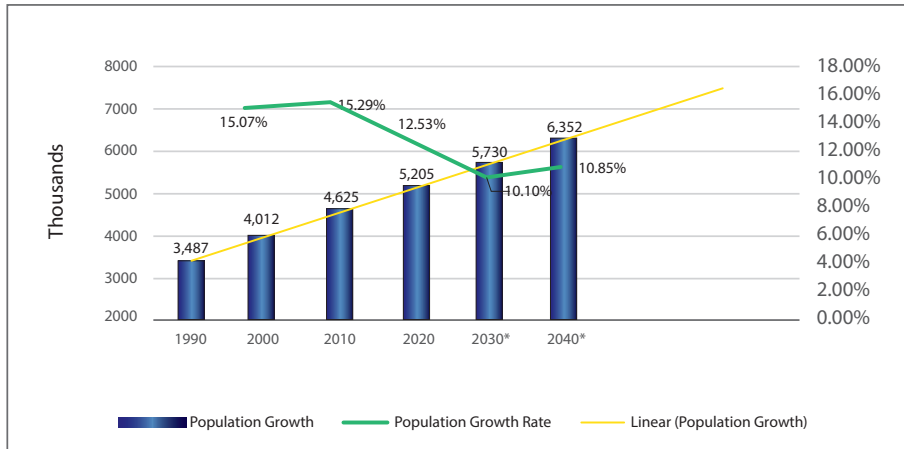
Table 1: Project Funding Categories

PAVEMENTS	Preservation, Rehabilitation, Maintenance and Replacement of: <ul style="list-style-type: none"> • Interstates • Non-Interstate National Highway System (NHS) • Non-NHS Primary • Federal Aid Secondary • Non-Federal Aid Secondary 		
BRIDGES	Preservation, Rehabilitation, Replacement, Maintenance and New Location of: <ul style="list-style-type: none"> • NHS • Non NHS • Off-System 		
UPGRADES	Widening/New Construction <ul style="list-style-type: none"> • Interstate Upgrade • Debt Service • Urban System Upgrade • Rural System Upgrade 		
FREIGHT	Interstate Freight Program		
SAFETY	Rural Road Safety Program <ul style="list-style-type: none"> • RR Crossings • Road Widening 		
TRANSIT	All Transit		
ADDITIONAL CATEGORIES	<table style="width: 100%; border: none;"> <tr> <td style="width: 50%; vertical-align: top;"> CMAQ <ul style="list-style-type: none"> • Mandatory • Non-Mandatory TA Bicycle and Pedestrian Projects Planning <ul style="list-style-type: none"> • Metro Planning • Statewide Planning (SPR) </td> <td style="width: 50%; vertical-align: top;"> SIB Payment Other Preventive Maintenance & Operations <ul style="list-style-type: none"> • Bridge Inspection • Guardrail (& Cable Rail) • Signals • Signing & Marking • Incident Responder </td> </tr> </table>	CMAQ <ul style="list-style-type: none"> • Mandatory • Non-Mandatory TA Bicycle and Pedestrian Projects Planning <ul style="list-style-type: none"> • Metro Planning • Statewide Planning (SPR) 	SIB Payment Other Preventive Maintenance & Operations <ul style="list-style-type: none"> • Bridge Inspection • Guardrail (& Cable Rail) • Signals • Signing & Marking • Incident Responder
CMAQ <ul style="list-style-type: none"> • Mandatory • Non-Mandatory TA Bicycle and Pedestrian Projects Planning <ul style="list-style-type: none"> • Metro Planning • Statewide Planning (SPR) 	SIB Payment Other Preventive Maintenance & Operations <ul style="list-style-type: none"> • Bridge Inspection • Guardrail (& Cable Rail) • Signals • Signing & Marking • Incident Responder 		

Demographic and Travel Demand Trends in South Carolina

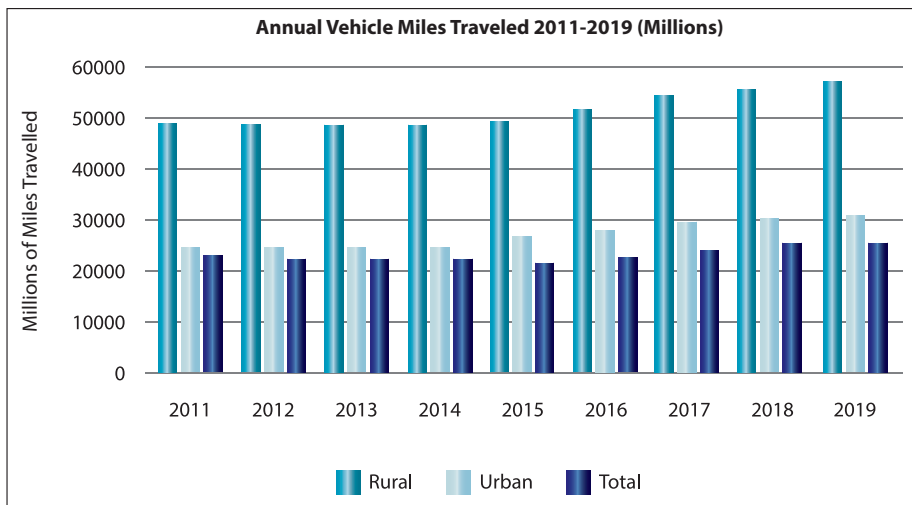
With positive growth trends in population and employment, as well as significant road maintenance requirements there are many challenges to providing a safe and efficient transportation system in South Carolina. South Carolina as a whole grew by just under 10 percent between 2010 and 2018. By 2040, the State’s population is expected to exceed 6 million people, which is a 30% increase from 2010.

Figure 1: Population Growth Patterns since 1990



Annual Vehicle Miles of Travel (AVMT) is another indicator of travel demand that considers traffic volume in relation to the miles of the system. Since 2010, AVMT on the interstates in South Carolina has increased by 1.88 percent per year on average. Figure 1-1 illustrates the growth in yearly AVMT. Increases in the numbers resident drivers and driving activity, as well as a growing economy are all factors that indicate continued demand on the transportation system in South Carolina.

Figure 2: Annual Vehicle Miles Traveled



¹ US Census Data

² SCDOT Road Data Services

State Intermodal Network

SCDOT owns and maintains 41,299 centerline miles encompassing over 90,000 lane-miles of roadway. This inventory of roadway mileage makes SCDOT’s highway system the fourth largest state-owned system in the United States while being ranked the twenty-fourth largest state with regard to population. For the purpose of efficient asset management, SCDOT categorizes the State’s highway system into four different classes: Interstate, Primary (U.S. high- ways and SC designated routes, NHS and Non-NHS), Federal-Aid and Non-Federal-Aid Secondary highways. Additionally, there is an Off-System category (non-federal aid) which SCDOT maintains. Non-federal aid, over half of the state maintained system, is not eligible for federal funds.

Tables 2 and 3 and corresponding Figure 3 and 4 display the full inventory of State owned Bridges and Roadways by classification.

Considering the size of our system and the travel demand increases discussed in the previous section, the amount of time lost due to congestion is expected to increase. Based on the annual hours of delay and the average hourly rates of individuals and commercial operators, it was estimated that in the economic impact or cost of delay on the interstate system was roughly \$100 million and the magnitude of this economic impact is occurring every year. South Carolina relies extensively on the highway system to move freight. High crash rates alter the reliability of the roadways creating delay for all users.

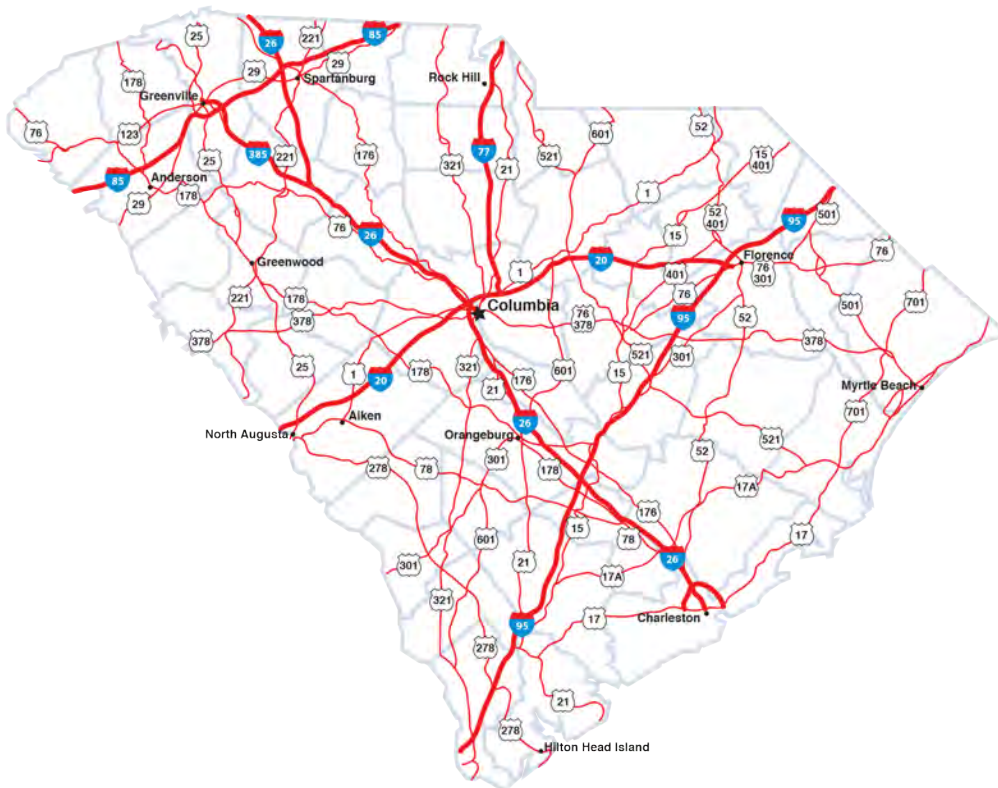
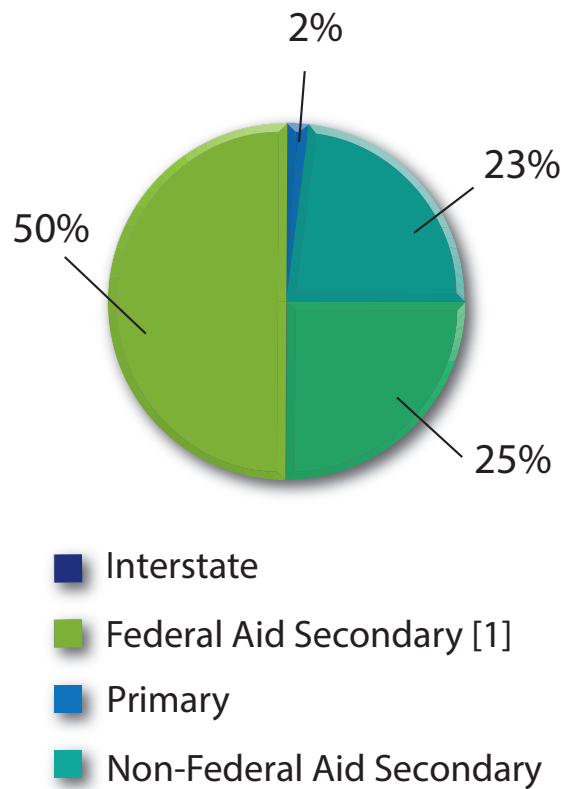


Table 2: South Carolina Highway Inventory

Route Type	State-maintained Centerline-miles	State-maintained Lane-miles
Interstate	851	3,859
Primary	9,469	24,171
Federal Aid Secondary	10,395	21,396
Non-Federal Aid Secondary	20,584	41,278
Total	41,299	90,705

Figures 3: Percent of Roads by Centerline Miles by Route Type

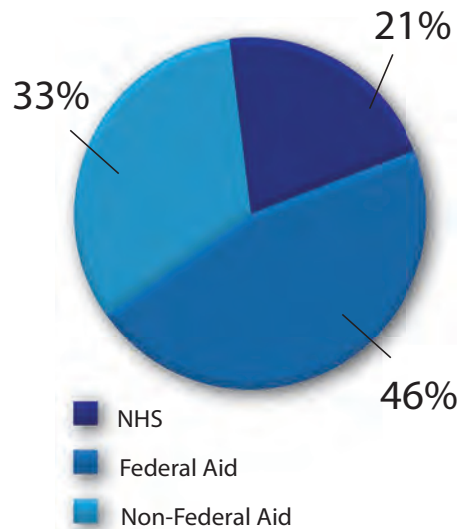


³ SCDOT Road Data Services

Table 3: South Carolina Bridge Inventory

Route Type	Count	Bridge Deck Area (square feet)
NHS	1,764	39,934,667
Federal Aid	3,861	25,372,481
Off System	2,793	7,794,474
Total	8,418	73,101,622

Figures 4: Percent of South Carolina Maintained Bridges by Route Type



Public Transit is an important component of South Carolina’s transportation network. Twenty-seven (27) general public transit operations provided transportation services in rural and urbanized communities in the State during SFY 2020. Over twelve (12) million individual transit passenger trips were provided by all general public transit operations during the most recently reported State Fiscal Year. Transit trips address a number of needs for citizens, workers, shoppers, medical patients and tourists in South Carolina. Several transit operations include commuter transit services that transport workers to designated work centers.

SCDOT aims to increase transit and non-motorized travel opportunities to reduce the VMT moving forward but the major focus is on highway infrastructure assets, with emphasis on the NHS pavements and NHS bridges since most of the traffic travels these roadways. Therefore, ensuring the smooth operation and better preservation of

⁴SCDOT Road Data Services

the NHS requires effective coordination and efficient collaboration with Metropolitan Planning Organizations (MPOs) and the Council of Governments (COGs).

Document Overview

The STIP includes information about federally-funded projects, including projects of regional significance regardless of funding source, for the 2021-2027 time frame. The program covers the seven-year period beginning October 1, 2020, which is the beginning of the 2021 federal fiscal year, and ends September 30, 2027 which is the end of the 2027 federal fiscal year. Amendments to this document may occur that alter the scope, budget, schedule, and number of approved projects in the STIP. The effective period of the STIP will also coincide with the horizon of the 10-Year Funding Plan and the Transportation Asset Management Plan.

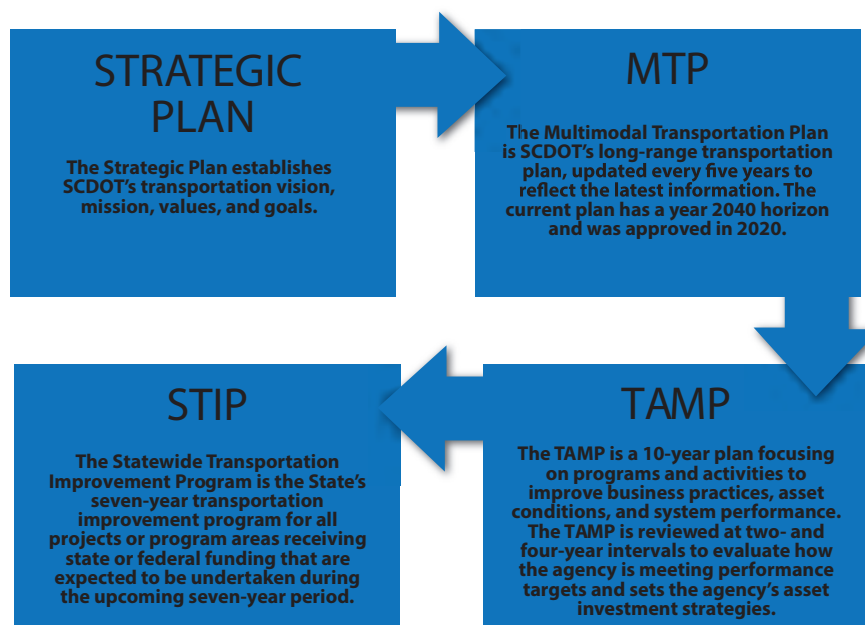
To see the latest version of the STIP, go to:

<http://www.scdot.org/inside/stip.aspx>
<https://www.scdot.org/inside/planning-stip.aspx>

Relationship to other Plans

SCDOT develops and implements different transportation planning documents, including the Strategic Plan, Statewide Multimodal Transportation Plan (MTP), and Transportation Asset Management Plan, and Statewide Transportation Improvement Program (STIP). The STIP is a key document that implements these other long- and short term plans. Investment strategies outlined in the TAMP feed projects and programs included in the STIP. Figure 5 above reflects the relationships between the agency’s other plans and the STIP.

Figure 5: Relationship of SCDOT Planning Documents



It is clear that the funding objectives and projects identified in the STIP must reflect the MTP and TAMP in order to address mobility and accessibility for people, goods, and services.

[The Strategic Plan](#)

The SCDOT strategic plan serves as a roadmap to making efficient resource allocation decisions. The 2018-2020 plan is guided by the Department's vision, mission, values, and goals. The Department's strategic goals facilitate the transformation of the stated mission into achieved vision. The strategic goals serve as the basis for the investment strategies considered in the performance and asset management decision- analysis process. "SCDOT shall have as its functions and purposes the systematic planning, construction, maintenance, and operation of the state highway system and the development of a statewide intermodal and freight system ... the goal of the Department is to provide adequate, safe, and efficient transportation services for the movement of people and goods." (SC Code Section 57-1-30) The Agency's Strategic Plan can be found here:

https://www.scdot.org/performance/pdf/Strategic_Plan_2018-2020.pdf#search=strategic%20plan

[The Multimodal Plan \(MTP\)](#)

The 2012 "Moving Ahead for Progress in the 21st Century" (MAP-21), and the 2015 Fixing America's Surface Transportation Act (FAST Act), approved by congress, requires state transportation plans to focus on a performance-based, outcome-driven planning process. The 2040 Multimodal Transportation Plan update addresses the enhanced federal performance based planning and programing requirements by providing a 20 year vision for improving future condition, performance, and accessibility of transportation infrastructure and services that enhance the mobility and economic competitiveness of South Carolina.

[Transportation Asset Management Plan \(TAMP\)](#)

The TAMP is a 10-year investment plan, certified in August 2019, with a horizon year of 2027, and uses transportation asset and performance management as a best management practice. The TAMP serves as a tactical blueprint that supports the Department's effort to meet infrastructure condition goals as well as to achieve national performance targets stipulated by the transportation bills. SCDOT has fully embraced these concepts for all of its programs. The Secretary of Transportation and the SCDOT Commission, have reaffirmed the importance of the TAMP for accountability and transparency regarding the use of tax payer funds especially in light of the 2017 legislation that dramatically increased state funding for infrastructure in South Carolina. Tying a planned investment level to a predicted outcome is a major shift in the way SCDOT manages its programs and is essential to earning the public's trust through the effective deployment of resources to achieving results. SCDOT's TAMP is all-inclusive by incorporating state and federal funding together for a more robust plan for the State. The planned and actual expenditures by work type and by road type are directly tied to the planned and actual expenditures within the STIP.

The Transportation Asset Management Plan is located at:

<https://www.scdot.org/performance/pdf/reports/TAMP.pdf#search=TAMP>.



STIP Purpose

The STIP identifies all transportation programs and projects that are funded with federal funding, as well as other significant projects funded by the state or local governments, including the State Transportation Infrastructure Bank and local option sales tax programs. The STIP is a project scheduling and funding program document; it is not a plan. The federally funded projects listed in the STIP evolve from SCDOT planning processes, TAMP, MTP, and MPO and COG long-range plans. All projects listed in the STIP have been evaluated for consistency with state and federal law. The STIP must be consistent with projects listed in the MPO and COG TIPs.

The STIP only includes projects for which there is committed funding available, and therefore, is financially constrained. Projects listed in the STIP may include highway and bridge construction or repairs, transit service improvements and capital purchases, safety projects, and operational improvements, such as Intelligent Traffic Systems (ITS), incident management, or traffic signal system projects. The funding for these projects is primarily federal funding, with the required state matching funds and in many cases the federal funding is only eligible for specific categories of improvements. For example, National Highway Performance Program (NHPP) funds are designated for the National Highway System (NHS) or Federal Safety Funds can only be used for eligible safety activities. The various Federal programs and State categories of projects are the building blocks of the STIP.

The SCDOT is governed by the SCDOT Commission, which is comprised of nine members and serves as a general policy-making body for the various functions

and purposes as prescribed by law. The Governor is given the authority to make all 9 appointments to the SCDOT Commission. The appointments must then be screened by legislative delegations based on Congressional Districts and then go before the Joint Transportation Review Committee. In addition, the legislation gives the commission the authority to hire the SCDOT Secretary. By approving the STIP, the SCDOT Commission allocates appropriated federal funding to various state categories and specific projects. When preparing the STIP, SCDOT consults and coordinates with MPOs and COGs, transportation interest groups, other affected local jurisdictions, and all of the consultation parties listed in the public participation plan. Projects are approved and scheduled in consideration of their purpose and need, Act 114 priority ranking, available funding, and status.

Projects are initially placed in the STIP with cost and scheduling information based on planning level analysis. As the project is developed, the project scope, termini, cost estimate, and schedule may be modified as the project matures, or the project may be removed completely if it is no longer deemed feasible. Depending on the project sponsor and location, these changes may be subject to approval of the MPO, COG, SCDOT Commission, FHWA, and FTA. Projects may also be modified as a result of input received during the public review process. Funding forecasts related to transit services that appear in the STIP and the MPO TIP is developed cooperatively by the MPO, the local transit operator and the SCDOT Office of Public Transit.

The document and process of developing the STIP is intended to meet the requirements established by the Moving Ahead for Progress in the 21st Century (MAP-21) and furthered by the Fixing America's Surface Transportation Act (FAST Act). MAP-21 was enacted July 6, 2012, and the FAST Act was enacted December 4, 2015. Both provide federal funds for transportation projects. The STIP was developed in accordance with the current rules and regulations outlined in 23 CFR Part 450, Subpart B –Statewide Transportation Planning and Programming. In addition, the project selection and prioritization process used to develop the STIP was completed in accordance with South Carolina General Assembly Act 114 enacted on June 2007.

The STIP is the project planning budget document that unifies and reflects the SCDOT's strategic plan with state legislative requirements of Act 114 and the performance and asset management based decision-making federally mandated by MAP-21 and the FAST Act. In October 2020 Congress approved an extension of the FAST ACT funding and provisions from FY2020 for FY2021 including contract authority formula apportionments to states.

Act 114

In June 2007, state legislation was passed in South Carolina to restructure and reform SCDOT. Among the numerous provisions, Section 57-1-370 addresses the STIP development in an effect to establish a consistent process for identifying highway improvement projects. Subsection (B) (8) of this section states, "the commission shall establish a priority list of projects to the extent permitted by federal laws or regulations, taking into consideration at least the following criteria:

- (1) financial viability including a life cycle analysis of estimated maintenance and repair costs over the expected life of the project;
- (2) public safety;
- (3) potential for economic development;
- (4) traffic volume and congestion;
- (5) truck traffic;
- (6) the pavement quality index;
- (7) environmental impact;
- (8) alternative transportation solutions;
- (9) consistency with local land use plans.

The SCDOT Commission ensures that priorities from each plan consider the nine criteria prior to solicitation for public comment. Information on the Act 114 priority project ranking process Engineering Directives 60-65 and 68-72 can be found here:

http://info2.scdot.org/ED2/Pages/engineering_directives_work.aspx

Performance Management

Following the provisions in the United States 2012 and 2015 surface transportation bills - Moving Ahead for Progress in the 21st Century Act (MAP-21) and Fixing America's Surface Transport (FAST) Act, respectively - the SCDOT has developed this risk-based Transportation Asset Management Plan (TAMP) to guide highway transportation investment decision making.

In 2015, the FAST Act was signed into law. The FAST Act funds surface transportation programs—including, but not limited to, Federal-aid highways—for fiscal years (FY) 2016 through 2020. It was the first long-term surface transportation authorization bill enacted in a decade that provides long-term funding certainty for surface transportation.

The MAP-21, enacted in 2012, included provisions to make the Federal surface transportation more streamlined, performance-based, and multimodal, and to address challenges facing the U.S. transportation system. Map-21 created 7 goal areas and 17 performance measures associated with improving safety, maintaining infrastructure condition, reducing traffic congestion, improving efficiency of the system and freight movement, protecting the environment, and reducing delays in project delivery. The FAST Act builds on the changes made by MAP-21. A detailed description of the goal areas, are described in Table 4.

MAP-21 created the first performance-based framework for state DOTs and MPOs. States are required to set performance targets and report their progress toward national performance goals. SCDOT is working to meet these federal requirements by incorporating performance management into the agency's business practices. The is demonstrated through the following coordination efforts consistent with § 450.200:

- Coordination with the State’s 21 MPOs and COGs to adopt the targets set by the State or adoption of their own performance targets, into their respective Long Range Transportation Plans (LRTP) within 180 days of the setting of targets by the State;
- Coordination with the MPOs and COGs to incorporate planning processes and Performance Management into the LRTP , including project selection procedures for inclusion in the TIP.
- Coordination with the MPOs and COGs to incorporate Performance Management into the TIP Narrative and ensure that the TIP Narrative is amended from time to time as new projects are added to the TIP and later placed in the STIP.

The SCDOT anticipates to the maximum extent practicable, that the planned investments towards PM-1 Safety projects (all identified safety projects on all statewide public roads), PM-2 Infrastructure Condition of Pavement and Bridge projects on the NHS, and PM-3 System Performance projects on the NHS and CMAQ (as applicable), upon implementation, will have positive impacts towards the 2021-2027 STIP achieving statewide performance targets. See Table 7 for investment plans to achieve the targets.

In relation to Performance Measure 1 (PM-1), the SCDOT is making measureable and positive progress by implementing the strategic priorities in the TAMP that are key to aligning with SCDOT’s internal and external efforts towards achievable results, safety projects, and operational improvements, such as Intelligent Traffic Systems (ITS), incident management, or traffic signal system projects. The TAMP includes 10 year targets that align with the federal safety performance measures: number and rate of traffic deaths, number and rate of serious injuries, and the number of non-motorized deaths and serious injuries combined. The Traffic Safety Office’s annual investment plan aligns with the safety performance measures to reduce deaths and serious injuries. Furthermore, the Traffic Safety Office uses a data informed approach to identify locations with the greatest potential to reduce traffic deaths and serious injuries in an effort to meet the targets established. MPOs are also required by federal legislation to establish safety performance targets. An MPO can either adopt the state’s targets or set targets for their own study area, or a combination of the two options.

The SCDOT Traffic Engineering Safety Office initiates approximately 33 projects annually, ranging from Intersection Improvements to Corridor projects, projects under the Rural Road Safety Program, and rumble strip installation at the District Office level. The Safety Office also conducts approximately 10 Road Safety Audits annually at locations identified as having a having a higher rate of pedestrian or bicycle involved collisions.

The Safety Office provides support to the MPOs and COGs for safety project identification and development. Additionally, MPOs or COGs might consult the Safety Office when developing their transportation plans. The Safety Office provides data used to rank projects and assists with incorporating overlapping Safety Office Projects.”

In relation to Performance Measure 2 (PM-2), the SCDOT will make measureable and positive progress by implementing the strategic priorities in the TAMP that are key to aligning with SCDOT’s internal and external efforts towards achievable results. Widening projects for Interstates I-85/385, I-26/526, I-26/I-26/I-20, and rural sections of I-95 and I-26 are moving forward. In addition to widening projects,

there are preservation and rehabilitation projects that will be under construction to make progress towards target achievement for pavements and bridges for all NHS, FA Secondary and Non-FA Secondary. Each year a plan is developed to address pavement on all of these types of roadways. The SCDOT Maintenance Office awards contracts for paving based off of this plan. SCDOT Bridge Maintenance keeps a running list of bridges that need addressing. Their bridges are split between the SCDOT District Engineering offices and Preconstruction to address as needed. Bridge replacement projects on I-20 over Wateree Swamp, Wateree River, and South Edisto, I-95 over Bagshaw Swamp and US 1 over I-20 are some of the significant projects expected to be completed.

In relation to Performance Measure 3 (PM-3), SCDOT understands that reliable transportation with minimum congestion is the backbone of a robust and thriving economy. Interstate capacity widening projects on I-85, I-26, and I-20 are currently under construction and have been major pinch points in the movements of goods and people in our state. More pinch points exist that affect the freight network

Table 4: List of Federal Transportation National Goal Areas, Purpose, and Performance Measure

Goal Area	Purpose	Performance Measure
PM-1 Performance Measures		
Safety	To achieve a significant reduction in traffic fatalities and serious injuries on all public roads.	<ul style="list-style-type: none"> • Number of Fatalities • Fatality Rate (per 100 Million VMT) • Number of Serious Injuries • Serious Injury Rate (per 100 Million VMT) • Number of Non-Motorized Fatalities and Serious Injuries
PM-2 Performance Measures		
Infrastructure Condition	<p>To maintain the highway infrastructure asset system in a state of good repair for all National Highway System (NHS) Pavements and Bridges</p> <p>To maintain the transit asset system in a state of good repair for all SCDOT titled transit vehicles</p>	<ul style="list-style-type: none"> • Interstate Pavements in Good Condition • Interstate Pavements in Poor Condition • Non-Interstate NHS in Good Condition • Non-Interstate NHS in Poor Condition • NHS Bridges in Good Condition • NHS Bridges in Poor Condition • Number of SCDOT titled public transit vehicles operating past their useful life
PM-3 Performance Measures		
Congestion Reduction	<p>To achieve a significant reduction in congestion on the NHS</p> <p>To maintain a consistent level of statewide public transit ridership</p>	<ul style="list-style-type: none"> • Annual Hours of Peak-Hour Excessive Delay (PHED) Per Capita • Non-Single Occupancy Vehicle (Non-SOV) Travel • Total Statewide number of annual passenger trips reported by public transit providers
System Reliability	To improve the efficiency of the surface transportation system on the NHS	<ul style="list-style-type: none"> • Interstate Highway Reliable Person-Miles Traveled • Non-Interstate NHS Reliable Person-Miles Traveled
Freight Movement and Economic Vitality	To improve the national freight network, strengthen the ability of rural communities to access national and international trade markets, and support regional economic development	<ul style="list-style-type: none"> • Interstate Highway Truck Travel Time Reliability (TTTR) Index
Environmental Sustainability	To enhance the performance of the transportation system while protecting and enhancing the natural environment.	<ul style="list-style-type: none"> • Emission Reductions for NOx through CMAQ Projects (RFATS MPO Only)
Reduced Project Delivery Delays	To reduce project costs, promote jobs and the economy, and expedite the movement of people and goods by accelerating project completion through eliminating delays in the project development and delivery process, including reducing regulatory burdens and improving agencies' work practices	<ul style="list-style-type: none"> • No Required Performance Measures

and will be addressed in the coming years. Significant projects addressing freight reliability and mobility are sections of I-95 and I-26 in the LowCountry, the I-95 and I-26 interchange, and freight bottlenecks such as the US378 and I-20 interchange and the I-526 and I-26 interchange as well as portions of heavy congestion on I-526.

The PM-1, PM-2, and PM-3 performance measure have a 4 year performance cycle with some items requiring mid-point or 2 year performance cycles. New performance measures are reported every 4 years with the opportunity to revise the performance measures every 2 years. The first mid-point report was completed and reviewed by FHWA in 2020.

At this time the TAMP addresses pavement, bridges, and safety on the NHS network. Pavement funding allocations are broken down into the four categories as described in Table 2: Interstate, Primary, FA Secondary and Non-FA Secondary. Bridge funding allocations have three categories as described in Table 3: NHS, FA Secondary, and Off System. Each category is further broken down into Preservation, Rehabilitation, and Reconstruction.

The Traffic Safety Office's annual investment plan aligns with the safety performance measures to reduce deaths and serious injuries. The Traffic Safety Office uses a data informed approach to identify locations with the greatest potential to reduce traffic deaths and serious injuries in an effort to meet the targets established.

Transportation Partners

Metropolitan Planning Organizations

Federal transportation laws require the establishment of a Metropolitan Planning Organization (MPO) in every urbanized area of the United States as determined during the decennial census with a population over 50,000. Urban areas with populations over 200,000 are called Transportation Management Areas (TMA). In South Carolina, there are 11 (eleven) MPO's, of which 6 (six) are considered TMA's. The MPO's were created in order to ensure that existing and future expenditures for transportation projects and programs were based on a comprehensive, cooperative, and continuing (3-C) planning process. The role of the MPO includes: establishing a local forum for transportation decision making; evaluating transportation alternatives; developing and updating a Transportation Improvement Program (TIP); and getting the public involved as early as possible. TMA's have a stronger voice in setting priorities for implementing projects listed in the transportation improvement program and are responsible for additional planning products. The planning processes in MPOs and TMAs also must be certified by the Secretary of DOT as being in compliance with federal requirements. Table 7 has a list of TMAs. Table 8 has a list of all MPOs with corresponding areas.

MPOs are also required by federal legislation to establish safety (PM-1) and system performance (PM-2) targets. An MPO can either adopt the state's targets or set targets for their own study area, or a combination of the two options.

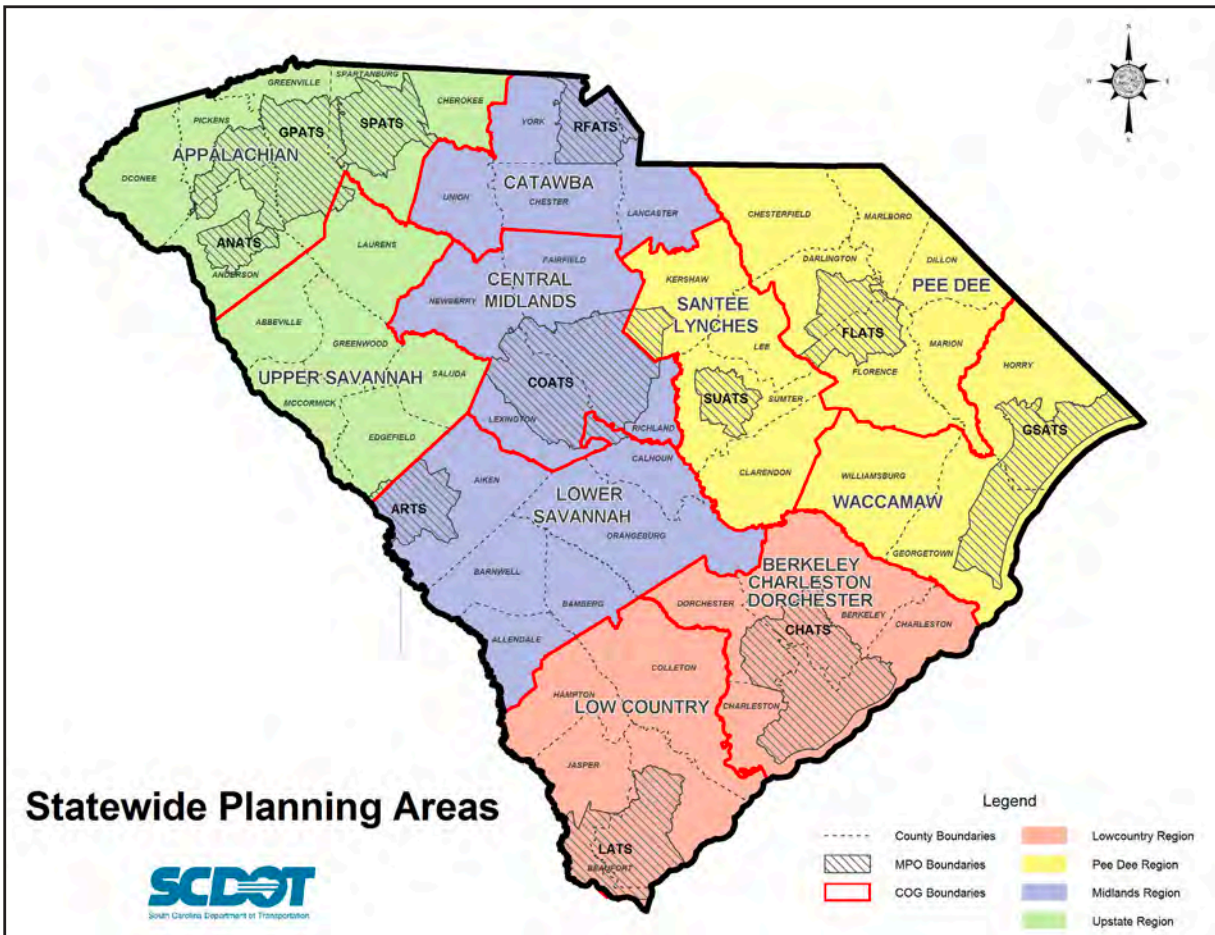
Table 7: List of TMAs in South Carolina

Transportation Management Area
Augusta Regional Transportation Study (ARTS)
Charleston Area Transportation Study (CHATS)
Greenville-Pickens Area Transportation Study (GPATS)
Columbia Area Transportation Study (COATS)
Grand Strand Area Transportation Study (GSATS)
Rock Hill-Fort Mill Area Transportation Study (RFATS)

Table 8: List of South Carolina Metropolitan Planning Organizations (MPO)

Metropolitan Planning Organization	Area Represented
Anderson Area Transportation Study (ANATS)	Representing portions of Anderson County and located within the Appalachian COG.
Augusta Regional Transportation Study (ARTS-TMA)	Representing portions of Aiken County (multi-state including Augusta, GA) and located within the Lower and Upper Savannah COGs.
Charleston Area Transportation Study (CHATS-TMA)	Representing portions of Berkeley, Charleston, and Dorchester Counties and located within the Berkeley, Charleston, and Dorchester COG.
Columbia Area Transportation Study (COATS-TMA)	Representing portions of Calhoun, Lexington, Richland, and Kershaw Counties and located within the boundaries of the Central Midlands, Santee-Lynches and Lower Savannah COGs.
Florence Area Transportation Study (FLATS)	Representing portions of Darlington and Florence Counties and located within the Pee-Dee COG.
Greenville-Pickens Area Transportation Study (GPATS-TMA)	Representing portions of Anderson, Greenville, Pickens, and Spartanburg Counties and located within the Appalachian and Upper Savannah COGs.
Grand Strand Area Transportation Study (GSATS-TMA)	Representing portions of Georgetown and Horry Counties (multi-state including Brunswick County, NC) and located within the Waccamaw Regional Planning and Development Council.
Low-Country Area Transportation Study (LATS)	Representing portions of Beaufort and Jasper Counties and located within the Lowcountry COG.
Rock Hill-Fort Mill Area Transportation Study (RFATS-TMA)	Representing portions of Lancaster and York Counties and located within the Catawba Regional COG.
Spartanburg Area Transportation Study (SPATS)	Representing portions of Spartanburg County and located within the Appalachian COG.
Sumter Area Transportation Study (SUATS)	Representing portions of Sumter County and located within the Santee-Lynches COG.

Figure 6: Metropolitan Planning Organizations (MPO) and Councils of Government (COG) in South Carolina



Council of Governments

There are 10 (ten) Councils of Governments (COGs) in South Carolina that assist SCDOT in transportation planning for areas outside of designated MPOs. COGs serve county and municipal governments from a regional perspective and of a wide variety of planning, economic development and social service coordination. Each COG produces a regional long- range transportation plan and a rural Transportation Improvement Program (TIP).

Coordination between SCDOT and MPO/COGs

The SCDOT coordinates with each MPO and COG to facilitate an ongoing transportation planning process that defined both urban and regional transportation priorities. Projects that originate from the MPO and COG Transportation Improvement Programs (TIPs) are reflected in the county and region tables. Table’s 8 and 9 reference the list of MPO’s and COG’s . TIP projects from categories, such as Transportation Alternatives Program (TAP) are reflected in the STIP as consolidated/lump sum entries for individual listing of these projects you would need to reference the respective area’s TIP.

Municipal, county, and other local units of government should discuss development of projects for consideration on state roads with the regional planning staff associated with their MPO or COG partner agency.

A summary of the STIP Public Participation Process can be found here:

https://www.scdot.org/inside/pdf/planning/public_participation_plan.pdf?v=4

Each MPO must have an adopted public involvement plan that specific to the method and process to receive public comment on TIPs, Unified Planning Work Program, and Long Range Transportation Plans. COGS conduct public involvement on behalf of the SCDOT for the STIP. The public comment period for the STIP is 21 days from the opening of the comment period.

Table 9: List of South Carolina Council of Governments (COG)

Council of Government	Area Represented
Appalachian Council of Governments (ACOG)	Representing Anderson, Cherokee, Greenville, Pickens, Oconee, and Spartanburg Counties.
BCD Council of Governments (BCDCOG)	Representing Berkeley, Charleston, and Dorchester Counties.
Catawba Regional Council of Governments	Representing Chester, Lancaster, Union, and York Counties.
Central Midlands Council of Governments (CMCOG)	Representing Fairfield, Lexington, Newberry, and Richland Counties.
Lowcountry Council of Governments (LATS)	Representing Beaufort, Colleton, Hampton, Jasper Counties.
Lower Savannah Council of Governments (LSCOG)	Representing Aiken, Allendale, Bamberg, Barnwell, Calhoun, and Orangeburg Counties.
Pee Dee Council of Governments	Representing Chesterfield, Darlington, Dillon, Florence, Marion, and Marlboro Counties.
Santee-Lynches Council of Governments (SLCOG)	Representing Clarendon, Kershaw, Lee, and Sumter Counties.
Upper Savannah Council of Governments (USCOG)	Representing Abbeville, Edgefield, Greenwood, Laurens, McCormick, and Saluda Counties.
Waccamaw Regional Planning and Development Council	Representing Georgetown, Horry, and Williamsburg Counties.
Sumter Area Transportation Study (SUATS)	Representing portions of Sumter County and located within the Santee-Lynches COG.

STIP Development Process

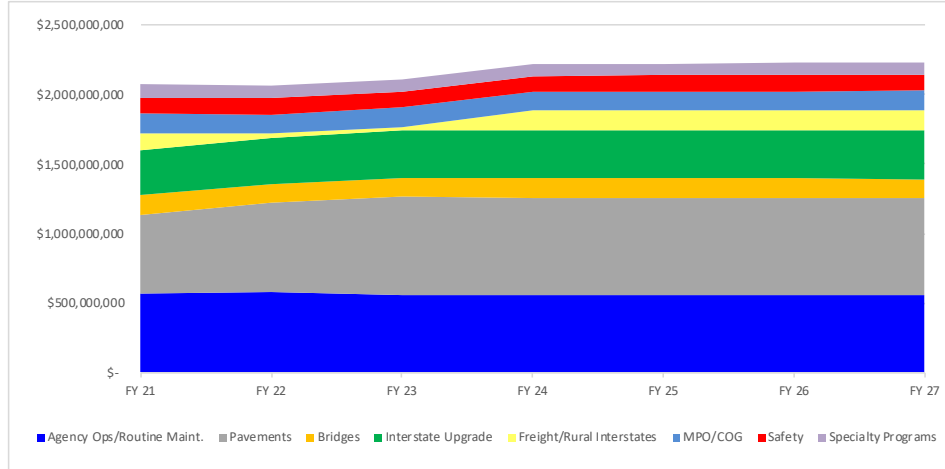
The STIP is a financially constrained program. A financially constrained program indicates the total cost of the projects cannot exceed available funds. Establishing a budget is the first step in achieving a financially constrained STIP. The budget is based on the annual appropriations approved by Congress. Federal appropriation amounts are provided for the following categories – National Highway Performance Program (NHPP), Surface Transportation Program Block Grant (STPBG), Safety (HSIP), Railway-Highway Crossing Program, Congestion Mitigation/Air Quality (CMAQ), Transportation Alternatives Program (TAP), Federal Transit Administration (FTA) programs, and Planning (SPR/PL). Additional federal funding may also be received through discretionary programs, or other programs not included in the core federal-aid appropriation, such as the Federal Lands Access Program and Appalachian Regional Commission (ARC).

After receiving the federal appropriations and based on eligibility, the federal programs are translated into state defined categories to emphasize system priorities, such as Bridge Replacement, Pavement and Reconstruction, and System Upgrade. The federal mass transit appropriations are administered as defined by FTA. The Regional Production Groups (RPGs), Division of Intermodal and Freight Program, Finance Office, and Planning Office at SCDOT work together to evaluate existing programs and project status. During this time, SCDOT is also coordinating with MPOs and COGs to evaluate their programs. Existing projects, schedules and budgets are updated to determine the level of funding necessary to complete the projects. SCDOT complies with federal year of expenditure requirements for project estimates by including contingency costs that account for inflationary changes, as well as completing routine review and updates of anticipated costs. Contracts that are less than \$20 million have a contingency rate of 3%. Contracts greater than \$20 million have a contingency rate of 5%. Based on available funding, new projects are also programmed in the STIP. Candidate projects originate from planning processes and long-range plans and are prioritized consistent with Act 114 criteria. MPO and COG projects originate this way. Statewide projects originate off of Act 114 priority lists generated by the department on a routine basis. These projects are “consistent” with the statewide plan and are evaluated against performance targets prior to programming. Projects are also selected based upon their ability to satisfy performance and asset management targets consistent with Map-21 and the FAST Act.

ACT 40 – Infrastructure Maintenance Trust Fund (IMTF)

Act40 became effective July 1, 2017, and established the Infrastructure Maintenance Trust Fund (IMTF) The IMTF is a fee and gas tax that is exclusively directed towards repairing, maintaining, and improving South Carolina’s existing roads and bridges. The 10 Year Spending plan illustrated in Figure 7 is a graduated Gas Tax that increases by \$0.02 a gallon each year (2018-2023) where it reaches its maximum of \$0.12 a gallon in 2023. This plan coincides directly with the investment strategies provided for in the TAMP.

Figure 7: South Carolina 10-Year Transportation Program Investment Plan



	Year 4	Year 5	Year 6	Year 7	Year 8	Year 9	Year 10
Category	FY 21	FY 22	FY 23	FY 24	FY 25	FY 26	FY 27
Agency Ops/Routine Maint.	\$567,597,386	\$580,047,386	\$559,491,886	\$558,930,831	\$558,364,165	\$557,791,833	\$557,213,778
Pavements	\$562,000,000	\$642,000,000	\$702,000,000	\$702,000,000	\$702,000,000	\$702,000,000	\$702,000,000
Bridges	\$145,004,330	\$135,004,330	\$135,004,330	\$135,004,330	\$135,004,330	\$135,004,330	\$135,004,330
Interstate Upgrade	\$324,255,335	\$332,555,315	\$341,728,861	\$342,428,861	\$344,978,861	\$348,028,861	\$349,878,861
Freight/Rural Interstates	\$125,494,119	\$31,106,119	\$31,106,119	\$144,306,118	\$144,306,118	\$144,306,118	\$144,306,118
MPO/COG	\$138,000,001	\$138,000,001	\$138,000,001	\$138,000,001	\$138,000,001	\$138,000,001	\$138,000,001
Safety	\$115,597,172	\$115,597,172	\$115,597,172	\$115,597,172	\$115,597,172	\$115,597,172	\$115,597,172
Specialty Programs	\$94,538,571	\$86,739,803	\$85,278,766	\$86,875,013	\$86,646,893	\$86,913,891	\$86,659,391

Budgeting

Performance-based investment decision making is a strategic approach SCDOT uses to link department goals, objectives, and risks in allocating resources effectively. Performance-based resource allocation is effective with the use of well-defined performance measures and the establishment of practical and achievable performance targets. Performance targets are vital elements in the SCDOT’s performance and risk-based asset management program. SCDOT uses 10-year projected performance condition targets as benchmarks in evaluating progress made from baseline performance after the implementation of an investment strategy. These targets are used to assess the effectiveness of selected investment strategies. The use of targets in performance management allows for accountability to decision makers and the general public by communicating the effectiveness of investment actions.

SCDOT’s goal in allocating asset management resources is to develop investment strategies that optimize system performance with the existing and future budget allocations. Achieving this goal requires SCDOT to investigate different investment scenarios and recommend target-achieving strategies or options that minimize the Department’s risks at the lowest practical cost. The Department develops potential investment scenarios for a ten-year projected performance condition (aspirational), and reports on shortfalls between current and aspirational performance goals.

⁵ SCDOT Transportation Asset Management Plan (TAMP)



SCDOT considers tradeoff analysis as an important component in selecting investment strategies. The tradeoff analysis component enables SCDOT to evaluate the effectiveness of each strategy on the performance of the system and the cost involved in foregoing other investment strategies. This is done by presenting various alternative funding scenarios for consideration. These strategies are further shaped by performance targets, which consider national and agency goals, funding constraints, and risk profile.

MAP-21 and the FAST Act has given State Departments of Transportation (DOTs) the flexibility to establish their own targets in collaboration with local transportation planning agencies. Based on this flexibility, SCDOT has established two types of performance targets to guide asset management programs: aspirational scenarios and fiscally constrained targets based on SCDOT's current resources. These targets are established to assess system performance over a selected timeframe defined by the asset management plan. Consequently, the targets remain dynamic and may evolve in-between reporting or reviewing time horizons. The Department establishes these performance targets considering both long- and short-term goals administered under the transportation asset management plan.

The SCDOT's performance targets are currently based on department-specific traditional performance measures that may not align with national metrics. For instance, pavements performance targets are based on Pavement Quality Index (PQI), and bridges are based on the NBI scale. SCDOT will continue to utilize these measures and targets to track system performance.

Factors like functionality, traffic and connectivity lead to evaluation criteria, such as Vehicle Miles Traveled (VMT), lane miles, significance to the freight network, and priority in the MTP. These factors coupled with performance targets for percent good and percent poor of the system drive investment decisions. Budget constraints for each system are derived from performance targets for percent good and percent poor within the 10-year projected performance condition. These budget constraints help define the budget targets for the program categories of the fiscally-constrained STIP.

State Budget Development

SCDOT receives funding from both the Federal Government and the State in financing eligible transportation programs. Each fund category has restrictions, and the governing authority of the Department over these funds varies accordingly. There is a total of six fund buckets with various revenue sources that serve as the financial backbone of the Department. The Table 9 below shows the categories of funding buckets with the respective revenue sources, governing body, and associated restrictions.

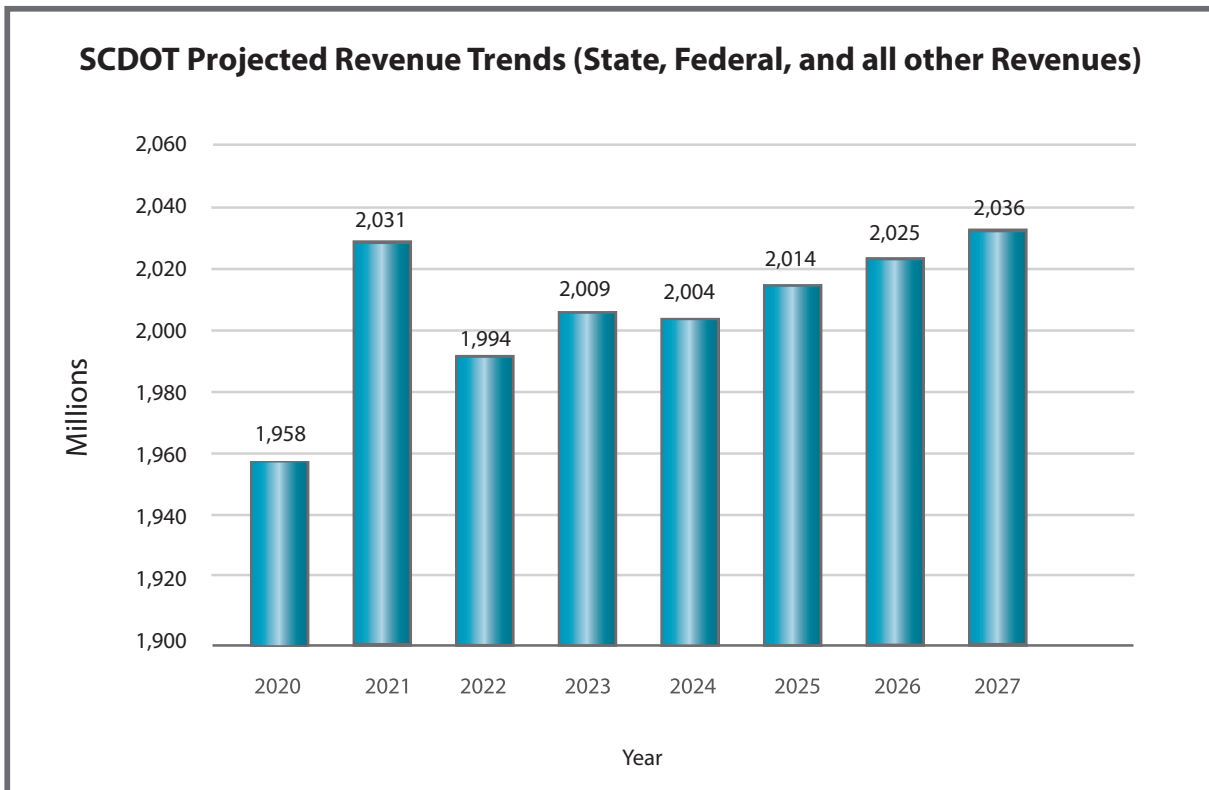
Funds and Corresponding Revenue Sources

Table 9 below provides the list of revenue sources providing funding towards the STIP.

Table 9: Funding Sources

Fund	Revenue	Governing Body
Federal Highway Fund	Motor fuel tax (gasoline, gasohol, diesel, and other) and other highway-related taxes	SCDOT Commission and Secretary of Transportation
State Highway Fund	Gasoline user fee, diesel user fee, tolls, interest, and	SCDOT Commission and Secretary of Transportation
Infrastructure Maintenance Trust Fund	\$0.02 graduated gas tax through 2023 (Max \$0.12), Fees from DMV	SCDOT Commission and Secretary of Transportation
South Carolina Transportation Infrastructure Bank*	Truck registration, auto registration fees, electric power tax, gasoline user fee, diesel user fee, ACT 98 and interest	SCTIB Board
Non-federal Aid Highway Fund	Drivers' License fees and penalties, electric power tax, gasoline user fee, diesel user fee, ACT 98 and inspection fee on petroleum products	SCDOT Commission and Secretary of Transportation
State Portion of C-fund	Gasoline user fee and transfers from the STIP	County Transportation Commission (CTC,SCDOT (Custodial authority)
General Fund	Port Access roads, ACT 98-State Infrastructure Bank	SC Legislature

Similar to all state departments, agencies, and organizations, SCDOT is required by law to prepare and submit an appropriations budget to the South Carolina Department of Administration (SCDOA), by October of each year, for it to be included in the governor’s executive budget. The purpose of the yearly budget is to estimate the Department’s expected expenditures and revenues for the subsequent SFY. The SCDOT Commission is responsible for approving the appropriation budget before its submission to the SCDOA. The SFY 2020-2027 budget breakdown below shows \$2.0 billion as estimated total department revenues (from all sources: federal, general, and other funds).



Consequent to the legislature’s approval of the executive budget, it becomes the appropriation act for the given SFY. Accordingly, SCDOT cannot expend more than the specified amounts in the statute. Hence, the Department’s appropriation and operating budgets must balance. The operating budget includes two forecast years of operating budgetary requirements that inform the development of the appropriation budget. The operating budget is the blueprint for the Department’s resource allocation process for the forthcoming SFY, and it is developed using estimated federal and state revenue for the next SFY. The STIP includes information about federally-funded projects, including projects of regional significance regardless of funding source, for the 2021-2027 time frame.



Funding Programs

Pavement Program – Funding for resurfacing and other maintenance activities, interstate and interchange reconstruction, ramp modifications, and mainline widening, as well as Intelligent Transportation System (ITS) technology that provides the traveling public advanced notification of travel conditions and options for alternative routing. Interstate Program funds typically require a 10% or 20% match depending on the project type. Funding for resurfacing of Primary Routes (US and SC) and state secondary routes are eligible for federal funding. Funding is divided between three categories of improvements including reconstruction, rehabilitation and preservation. Pavement and Reconstruction funds typically require a 20% match.

Bridge Program – Funding for projects that address structurally deficient or functionally obsolete bridges on the federal-aid system, with a portion of the funding required for use on bridges typically not eligible for federal funding (off-system). Bridge Program funds typically require a 20% match.

Upgrades Program - This program consists of the Interstate Upgrade Program, which is a state managed program for the Interstate System, and Rural and Urban System Upgrade Program (Guideshare), which is funding made available by the SCDOT Commission to address MPO and COG priorities, such as intersections, road widening, and new road construction. System Upgrade funding typically require a 20% match.

Freight Program - The National Highway Freight Program (NHFP) provides funding to improve the efficient movement of freight on the National Highway Freight Network (NHFN). Funds must be identified in a freight investment plan included in the Statewide Freight Plan, and SCDOT may use not more than 10% of the total NHFP apportionment each year for freight intermodal or freight rail projects.

Safety Program – Funding for projects in locations that have a statistically higher than average collision rate and/or severity rate that considers fatalities, injuries, and property damage. The Safety Program is comprised of the following categories:

- Intersection Improvements – Realignment, turn lanes, signalization
- Corridor Improvements – Spot improvements along segments of roadway
- Low Cost Intersection Improvements - Fluorescent signing, reflective sign post panels, additional signage, oversize stop signs, and remarking/re- striping
- Railroad Improvements – Safety enhancements to rail crossings
- Interstate Safety Improvements – Resurfacing (open-graded friction course), extending an acceleration/deceleration lanes, clearing, and signing and marking improvements

Congestion Mitigation and Air Quality (CMAQ) – Funding for projects that demonstrate reductions in ozone and particulate matter pollutants. Funding is used for projects within EPA designated non-attainment or maintenance areas, as well as incident response services. State Highway Emergency Program (SHEP) is the incident response services provided in Beaufort, Charleston, Columbia, Florence, Grand Strand/ Myrtle Beach, Rock Hill, and Greenville/Spartanburg urban areas. Incident responders make minor repairs to disabled vehicles, assist with traffic control and incident management, and provide first aid until emergency medical service arrives. CMAQ funds typically require a 20% match.

Transportation Alternatives Program (TAP) – Funding for bike and pedestrian projects selected by Transportation Management Areas (TMAs) in the urbanized areas over 200,000 in population and by the SCDOT Commission for non-TMA areas. Transportation Alternatives funds typically require a 20% match. The Recreational Trails Program (RTP) funding is also included. It is used to develop and maintain recreational trails and trail- related facilities for both non-motorized and motorized recreational trail uses. The RTP funds come from the Federal Highway Trust Fund, and represent a portion of the motor fuel excise tax collected from non-highway recreational fuel use. The RTP is administered by the South Carolina Parks Recreation and Tourism.

RR Crossings - Designed to identify deficient rail-highway grade crossings and upgrade warning devices when warranted. In order to maximize benefits the Department places all the public crossings in the state on a priority list for upgrades. Various factors are considered in this process such as train speed, train and traffic volumes, existing warning at the crossing, number of tracks, crossing alignment, sight distance, and school bus activity and accident history.

Planning Program - Metro Planning/State Planning & Research (SPR)- Funding for Metropolitan Planning Organizations (MPOs) and SCDOT for eligible planning related projects and activities.

State Infrastructure Bank (SIB) Payment – Provides state funding for significant transportation projects. The State Infrastructure Bank was established by the South Carolina General Assembly in 1997 to select and assist in financing major qualified projects by providing loans and other financial assistance.



Preventative Maintenance & Operations - Consists of asset management contracts, bridge inspections, bridge preventative maintenance and repair, guardrail and cable rail, signals, signing and marking, and the incident responder program.

Federal Transit Administration (FTA) Mass Transit funding program references are identified in the STIP for each project:

Section 5305(d): Metropolitan Planning Program Flexed to combine with FHWA/PL program - planning

Section 5305(e): State Planning and Research Program (20% match planning)

Section 5307: Urbanized Area Formula Program (20% match capital, 50% match operating)

Section 5310: Enhanced Mobility of Seniors and Individuals with Disabilities Program (20% match – capital, 50% match operating)

Section 5311: Formula Grants for Rural Areas Program (20% match administrative & capital, 50% match operating)

Section 5311(b)(3): Rural Transit Assistance Program (no match required, statewide training & technical assistance only)

Section 5311(c)(2): Appalachian Development Public Transportation Assistance Program (20% match administrative & capital, 50% match operating for FTA-identified Appalachian Regions)

Section 5339: Bus and Bus Facilities Formula Program (20% match – capital only)

STIP Terms

3C Planning Process (Continuing, Comprehensive, and Cooperative)

A transportation planning process, which makes the area eligible to receive federal highway and transit funding, includes two major required products – a regional transportation plan, with at least a 20-year planning horizon, and a transportation improvement program, a shorter-term schedule of active projects.

Federal Highway Administration (FHWA)

The agency of the USDOT that administers the federal program of financial assistance to state departments of transportation. The Eastern Federal Lands Division (EFLHD) develops transportation projects within Federal Lands. The website, [https://flh.fhwa.dot.gov/ programs/flap/sc/](https://flh.fhwa.dot.gov/programs/flap/sc/), references projects that have been identified by the EFLHD.

Federal Transit Administration (FTA)

The agency of the USDOT that administers financial assistance to public transit.

Intelligent Transportation Systems (ITS)

Technology to better manage traffic and transit resources, increase the capacity capabilities of existing highways and enhance safety.

Moving Ahead for Progress in the 21st Century (MAP-21)

Provides federal funds for surface transportation programs nationally at over \$105 billion for fiscal years (FY) 2013 and 2014. MAP-21 was enacted in 2005.

Fixing America's Surface Transportation Act (FAST Act)

Provides federal funds for surface transportation programs nationally at over \$305 Billion for fiscal years (FY) 2016 through 2020. The FAST Act was the first federal law in over a decade to provide long-term funding certainty for surface transportation infrastructure planning and investment. Congress has granted an extension of the FAST ACT funding and provisions from FY2020 to all of FY2021, including contract authority formula apportionments to states.

National Highway System (NHS)

Created by federal transportation legislation in 1991 (ISTEA) the "National Highway System" consisting of the interstate highway system and other primary highways. The NHS funding category has been established to support improvement projects on the network.

State Implementation Program (SIP)

A plan produced by the state environmental agency and mandated by the Clean Air Act to monitor, control, maintain, and enforce compliance with the national air quality standards. The SIP provide air quality thresholds that must be considered during the long-range transportation planning process for non-attainment areas.

Transportation Improvement Program (TIP)

A document prepared by a metropolitan planning organization that lists federally funded projects and other projects of regional significance within their planning area over a minimum of four years.

Transportation Management Areas (TMA)

Urbanized areas with a population over 200,000 (as determined by the latest decennial census)

STIP Interpretation

Readers will note that project information is shown by county location. To assist readers with interpreting the project information tables, a key is provided below. The key defines several terms used frequently throughout the STIP. It should also be noted that the amounts shown in this document represent funding in thousands.

Rank

Project rankings are based on the respective category/program. The following abbreviations are used to distinguish project priorities by Phase of Work, COG/MPO, Program Category and Federal Program:

STIP Acronyms

Phase of Work Definitions:

P: Engineering design and environmental analysis	CA: Capital
R: Right-of-Way acquisition	FC: Transit Facility Construction
C: Construction	VA: Transit Vehicle Acquisition
AD: Administration	PS: Transit Purchase of Service
	OP: Operations

COGs

Appalachian
 Berkeley Charleston Dorchester
 Catawba
 Central Midlands
 Lowcountry
 Lower Savannah
 Pee Dee
 Santee Lynches
 Upper Savannah
 Waccamaw

MPOs

ANATS: Anderson County Planning & Development
 ARTS: Aiken County Planning & Development
 CHATS: Charleston Council of Governments
 COATS: Central Midlands Council of Government
 FLATS: Florence County Planning Department
 GPATS: Greenville County Planning Commission
 GSATS: Waccamaw Planning & Development Council
 LATS: Lowcountry Planning Department
 RFATS: Rock Hill Planning Department
 SPATS: Spartanburg County Planning Department
 SUATS: Sumter County Planning Department

Program Category:

Bridge
 CMAQ
 Federal Lands
 Freight
 Interstate
 Pavement & Reconstruction
 Planning
 RR Crossing
 Safety
 System Upgrade
 SIB
 TA

Federal Program:

NHPP - National Highway Performance Program
 STBGP - Surface Transportation Block Grant Program
 CMAQ - Congestion Mitigation and Air Quality Program
 SPR - State Planning and Research Program
 PL - Metropolitan Planning Program
 Program Safety - Safety
 TA - Transportation Alternatives Program

STIP Amendments and Corrections

The STIP is a living document and requires modifications as project information changes. Modifications are defined as Amendments and Corrections:

Amendments

STIP amendments are major updates that require public participation, SCDOT Commission approval, re-demonstration of fiscal constraint or conformity determination (for non-exempt projects in non-attainment or maintenance areas). List of defined amendments:

- Addition or deletion of a federal project
- Inclusion of a new phase of work receiving federal funds
- Major change in project cost, shifting a phase of work, design concept, or scope

Corrections

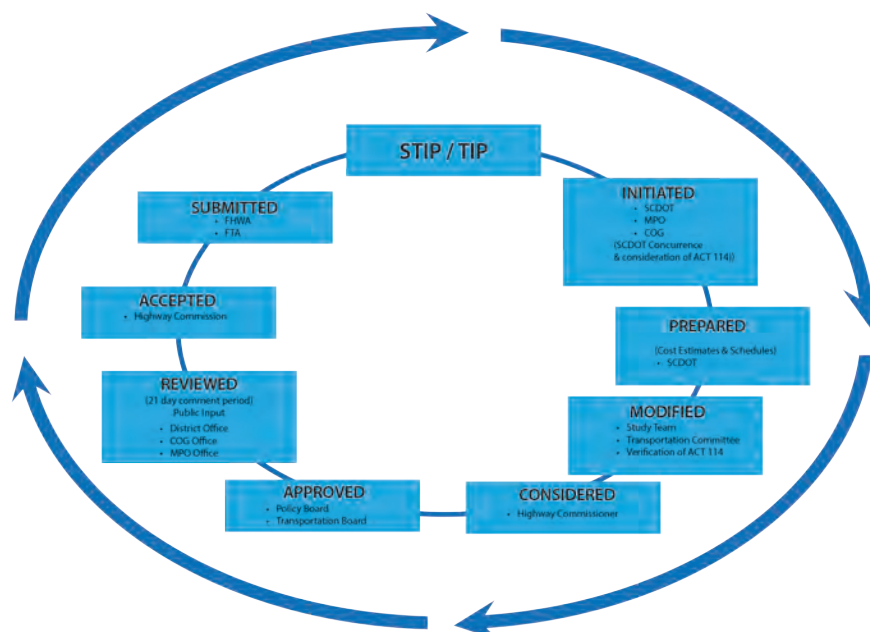
STIP corrections are minor updates that do not require public participation or SCDOT Commission approval, does not require re-demonstration of fiscal constraint, or conformity determination (in non-attainment or maintenance areas). List here as above from directive:

- Minor changes to project phase or cost;
- Minor changes to funding sources of previously included projects
- Shifting of schedules by phase of work within the STIP Window

The coordination process provides details categorizing project modification and changes to the STIP. The administrative and coordination process is described here:

https://www.scdot.org/inside/pdf/Planning/STIP_ProcessDirective.pdf

STIP Approvals & Amendments



STIP Fiscal Constraint

SCDOT uses AC as a highway financing tool that allows projects to be built earlier than they would under normal federal funding constraints.

The SCDOT has developed two methods for utilization of AC in the STIP: Financial AC and Project AC. Financial AC is used as a highway financing tool enabling programming levels to exceed the federal apportionment budget. The additional programming capacity is important to balance the variability in project delivery that can routinely occur during all phases of project development, with a sufficient number and value of projects to efficiently meet the federal obligation limitation requirements on an annual basis. Financial AC represents the commitment of state funds to satisfy the programming levels exceeding available federal funding in a given year. An authorization as AC allows for a project to be undertaken with state or local funds, while maintaining eligibility to convert the project to federal aid in the future. In addition, Financial AC is used to demonstrate fiscal constraint, which reflects the ability to adequately fund and deliver the Federal-Aid Program in South Carolina.

Financial AC represents a large group of projects with many variables and for this reason they are shown as an aggregate estimate of both the AC incurred and converted for each fiscal year. Financial AC is shown in conjunction with the STIP Highway Summary Table. As an example in the table below, in the fiscal years that the total planned value of projects exceeds the total apportioned budget, Financial AC is used as the delta. A subsequent AC Conversion reflects the conversion of state funds to federal funds over a three year schedule. The converted AC and the total planned value are considered the total financial commitment for the fiscal year. The use of Financial AC translates to a zero balance and overall fiscal constraint of the STIP.

Total Apportioned	\$764,843	\$761,200	\$764,743	\$764,743	\$764,743	\$764,743
Total Planned	\$869,326	\$919,043	\$1,028,623	\$828,906	\$782,797	\$785,503
Advanced Construction Conversion				\$8,069	\$32,147	\$48,880
Advanced Construction			\$24,208	\$72,232	\$50,201	\$69,640
Balance	\$250,417	\$180,776	\$0	\$0	\$0	\$0

Project AC is used for larger projects and is typically associated with the construction phase. Project AC is shown in the STIP for individual projects with phases of work equal to or greater than \$50 million. Project AC allows for an efficient use of federal obligation limitation on larger projects by metering the use of federal funds as the project incurs expenditures.

As an example in the table below, a STIP entry for Project AC references the source of budget for the phase of work as AC, in addition to a nominal federal obligation in the first year to correspond with anticipated expenditures as the project begins. The conversion of Project AC to federal funds is done equally over three years to again correspond with a schedule of anticipated expenditures. Project AC is noted on and individual project basis within the STIP. The converted Project AC amounts are included in the sum of the planned value to capture the cost of the project, see example in table below. A summary of all Project AC and Project AC Conversions is also shown in conjunction with the STIP Highway Summary Table.

Example of Project AC

Phases	Program Category	Program	Fund	ACC	2021	2022	2023	2024	2025
<input type="checkbox"/> Preliminary Engineering	Bridges	Interstate/NHS	*NHP	<input type="checkbox"/>	0	0	0		
<input type="checkbox"/> Construction	Bridges	Interstate/NHS	AC	<input type="checkbox"/>	128,952,160	0	0	0	
<input type="checkbox"/> Construction	Bridges	Interstate/NHS	*NHP	<input checked="" type="checkbox"/>	0	42,984,053	42,984,053	42,984,053	0
<input type="checkbox"/> Construction	Bridges	Interstate/NHS	*NHP	<input type="checkbox"/>	10,000,000	0	0	0	

Project Interpretation

Readers will note that project information is interpreting the project information tables, a key is provided below. The key defines several terms used frequently throughout the STIP. It should also be noted that the amounts shown in this document represent funding in thousands.

County Projects Summary Report – Georgetown County STIP 2021-2027												
Project: Andrews Bypass / (Phase III) – US 521 North of Andrews to SC 41												
Rank	COG/MPO	Program Category	Program	Federal Program	FY 2021 Planned	FY 2022 Planned	FY 2023 Planned	FY 2024 Planned	FY 2025 Planned	FY 2026 Planned	FY 2027 Planned	STIP Cost (2021-2027)
2013-1	Waccamaw	System Upgrade – Rural	Waccamaw	AC		\$24,000 CON						\$24,000
		System Upgrade – Rural	Waccamaw	STBGP		\$12,000 CON	\$12,000 CON (ACC)	\$12,000 CON (ACC)				\$36,000
Project: Black River Road												
Rank	COG/MPO	Program Category	Program	Federal Program	FY 2021 Planned	FY 2022 Planned	FY 2023 Planned	FY 2024 Planned	FY 2025 Planned	FY 2026 Planned	FY 2027 Planned	STIP Cost (2021-2027)
2013-27	GSATS	System Upgrade – Urban	GSATS	STBGP	\$450 RW				\$4,100 CON			\$4,550
Project: Georgetown County Pavements*												
Rank	COG/MPO	Program Category	Program	Federal Program	FY 2021 Planned	FY 2022 Planned	FY 2023 Planned	FY 2024 Planned	FY 2025 Planned	FY 2026 Planned	FY 2027 Planned	STIP Cost (2021-2027)
	Waccamaw / GSATS	Pavements	FA Secondaries	SFP	\$1,553 CON	\$2,174 CON	\$2,174 CON	\$2,174 CON	\$2,174 CON	\$2,174 CON	\$2,174 CON	\$14,597
		Pavements	Non-FA Secondaries	MTN	\$779 CON	\$779 CON	\$779 CON	\$779 CON	\$779 CON	\$779 CON	\$779 CON	\$5,453
		Pavements	Non-FA Secondaries	SFP	\$552 CON	\$552 CON	\$552 CON	\$552 CON	\$552 CON	\$552 CON	\$552 CON	\$3,864
		Pavements	Non-NHS Primary	SFP	\$1,797 CON	\$2,310 CON	\$3,080 CON	\$3,080 CON	\$3,080 CON	\$3,080 CON	\$3,080 CON	\$3,080 CON
Project: Riverwood Drive & Old Kings Highway												
Rank	COG/MPO	Program Category	Program	Federal Program	FY 2021 Planned	FY 2022 Planned	FY 2023 Planned	FY 2024 Planned	FY 2025 Planned	FY 2026 Planned	FY 2027 Planned	STIP Cost (2021-2027)
	GSATS	System Upgrade – Urban	GSATS	STBGP	\$325 RW		\$4,000 CON					\$4,325
Project: S-45 (Tomahawk Street) Bridge Replacement over Tributary to Boser Swamp in Georgetown County												
Rank	COG/MPO	Program Category	Program	Federal Program	FY 2021 Planned	FY 2022 Planned	FY 2023 Planned	FY 2024 Planned	FY 2025 Planned	FY 2026 Planned	FY 2027 Planned	STIP Cost (2021-2027)
2014-1	Waccamaw	Bridges	Off-System	STBGP	\$965 CON							\$965

*Denotes Lump Sum Project. See Lump Sum Summary for project breakdown

Project: Identifies the improvement with a project name and description

Rank: Project priority based on Program Category

COG/MPO: Identifies what study boundary the improvement is located. MPO's are located in the urban portions of the state while COG regions encompass the regions outside MPO boundaries

Program Category: Identifies the state program to develop/complete the project

Program: Identifies the sub-category program describing the nature or the region of the work to be completed

Federal Program: Identifies the federal program to develop/complete the project

FY 2021 – FY 2027 Planned: Identifies the fiscal year phase of work planned. Cost are shown in 1,000's (including local and federal)

STIP Cost: Identifies the total (federal portion plus match) amount of funds in the 7-year STIP



South Carolina Department of Transportation
955 Park Street, P.O. Box 191
Columbia, SC 29201

**Statewide Transportation Improvement Program
Fiscal Years 2021 - 2027**

Highway Funding Summary STIP 2021-2027

Program Category	Funding Category	2021		2022		2023		2024		2025		2026		2027		Totals		
		Apportioned	Planned	Apportioned	Planned	Apportioned	Planned	Apportioned	Planned	Apportioned	Planned	Apportioned	Planned	Apportioned	Planned	Apportioned	Planned	Difference
Bridges	NHP		119,677		161,595		207,123		166,065		93,196							747,656
	SFP				17,609													17,609
	STBGP		101,001		48,134		64,557		68,710		28,055		17,800					328,257
		145,004	220,678	135,004	227,338	135,004	271,680	135,004	234,775	135,004	121,251	135,004	17,800	135,004		955,028	1,093,522	-138,494
C Program	CTC		1,705		300													2,005
	OAF		247															247
		1,952	1,952	300	300											2,252	2,252	0
CMAQ	CAQ		21,983		9,950													31,933
		12,558	21,983	12,558	9,950	12,558		12,558		12,558		12,558		12,558		87,906	31,933	55,973
Enhancement	ENH		13,821		425													14,246
		13,820	13,821	425	425											14,245	14,246	-1
Pavements	MTN		48,000		48,000		48,000		48,000		48,000		48,000		48,000			336,000
	NHP		296,045		150,000		150,000		150,000		150,000		150,000		150,000			1,196,045
	SFP		366,200		444,000		504,000		504,000		504,000		504,000		504,000			3,330,200
		562,000	710,245	642,000	642,000	702,000	702,000	702,000	702,000	702,000	702,000	702,000	702,000	702,000	702,000	4,714,000	4,862,245	-148,245
Planning	PL		4,247		4,247		4,247		4,247		4,247		4,247		4,247			29,729
	SPR		17,098		17,098		17,098		17,098		17,098		17,098		17,098			119,686
		21,345	21,345	21,345	21,345	21,345	21,345	21,345	21,345	21,345	21,345	21,345	21,345	21,345	21,345	149,415	149,415	0
Preventative Maintenance & Operations	STF		567,597		580,047		559,492		558,931		558,364		557,792		557,214			3,939,437
		567,597	567,597	580,047	580,047	559,492	559,492	558,931	558,931	558,364	558,364	557,792	557,792	557,214	557,214	3,939,437	3,939,437	0
Safety	HSP		50,937		52,500		23,050											126,487
	RHP		4,764		4,764		4,764		4,764		4,764		4,764		4,648			33,232
	SFP		50,000		50,000		50,000		50,000		50,000		50,000		50,000			350,000
		115,597	105,701	115,597	107,264	115,597	77,814	115,597	54,764	115,597	54,764	115,597	54,764	115,597	54,648	809,179	509,719	299,460
SIB Payments	NHP		49,663		41,864		40,403		41,999		41,771		42,038		41,784			299,522
		49,663	49,663	41,864	41,864	40,403	40,403	41,999	41,999	41,771	41,771	42,038	42,038	41,784	41,784	299,522	299,522	0
System Upgrade - Interstate	NHP		332,555		224,914		318,414		427,410		406,050		511,491		473,609			2,694,443
	STF						8,600		8,600									17,200
	Debt Service		11,225		2,357													13,582
	418,643	343,780	332,555	227,271	341,729	327,014	455,629	436,010	458,179	406,050	461,229	511,491	463,079	473,609	2,931,043	2,725,225	205,818	

Pending Changes
 Submitted Changes
 Approved Changes

Dollar amounts are reported in 1000's.

Highway Funding Summary STIP 2021-2027

Program Category	Funding Category	2021		2022		2023		2024		2025		2026		2027		Totals		
		Apportioned	Planned	Apportioned	Planned	Apportioned	Planned	Apportioned	Planned	Apportioned	Planned	Apportioned	Planned	Apportioned	Planned	Apportioned	Planned	Difference
System Upgrade - Rural	STBGP		28,527		56,614		21,639		29,834		8,886		10,395		3,188		159,083	
	Debt Service		8,990		3,438												12,428	
		45,007	37,517	45,007	60,052	45,007	21,639	45,007	29,834	45,007	8,886	45,007	10,395	45,007	3,188	315,049	171,511	143,538
System Upgrade - Urban	NHP				3,000												3,000	
	STBGP		130,115		69,321		93,741		57,672		29,355		13,250		85,150		478,604	
	Debt Service		15,219		4,462												19,681	
		92,993	145,334	92,993	76,783	92,993	93,741	92,993	57,672	92,993	29,355	92,993	13,250	92,993	85,150	650,951	501,285	149,666
Transportation Alternatives	TAP		10,972		10,972		11,472		10,972		10,972		10,972		10,972		77,304	
		10,972	10,972	10,972	10,972	10,972	11,472	10,972	10,972	10,972	10,972	10,972	10,972	10,972	10,972	76,804	77,304	-500
Highway Subtotal		2,088,257	2,250,588	2,061,773	2,005,611	2,108,206	2,126,600	2,223,141	2,148,302	2,224,896	1,954,758	2,227,641	1,941,847	2,228,659	1,949,910	15,162,573	14,377,616	784,957

Beginning Year Unobligated Balance	356,205*	193,874	250,036	231,642	306,481	576,619	862,413
Total Apportioned	2,088,257	2,061,773	2,108,206	2,223,141	2,224,896	2,227,641	2,228,659
Total Planned	2,250,588	2,005,611	2,126,600	2,148,302	1,954,758	1,941,847	1,949,910
Advanced Construction Conversion							
Advanced Constuction							
Balance	193,874	250,036	231,642	306,481	576,619	862,413	1,141,162

* Adjusted to reflect Federal Management Information System (FMIS) unobligated balance

Project AC	370,808	102,262	156,947	368,647	774,863		714,500
Project AC Conversion	404,376	252,369	385,865	473,259	420,792	527,108	463,559

	Pending Changes
	Submitted Changes
	Approved Changes

Dollar amounts are reported in 1000's.

Bridges Program Summary STIP 2021-2027

Program	2021 Planned	2022 Planned	2023 Planned	2024 Planned	2025 Planned	2026 Planned	2027 Planned	STIP Cost (2021-2027)	Remaining Cost (2028+)
FA Non-NHS	\$55,091	\$12,224	\$40,479	\$20,598	\$6,400			\$134,792	\$0
Interstate/NHS	\$119,677 \$128,952 (AC)	\$179,204	\$207,123	\$166,065	\$93,196			\$765,266	\$0
Off-System	\$45,910	\$35,910	\$24,078	\$48,112	\$21,655	\$17,800		\$193,465	\$1,500
Bridges Subtotal	\$220,678	\$227,339	\$271,681	\$234,774	\$121,251	\$17,800	\$0	\$1,093,523	\$1,500

	2021	2022	2023	2024	2025	2026	2027	STIP Cost (2021-2027)	Remaining Cost (2028+)
Total Apportioned (+)	\$145,004	\$135,004	\$135,004	\$135,004	\$135,004	\$135,004	\$135,004	\$955,028	
Total Planned (-)	\$220,678	\$227,338	\$271,680	\$234,775	\$121,251	\$17,800		\$1,093,522	\$1,500
Difference	(\$75,674)	(\$92,334)	(\$136,676)	(\$99,771)	\$13,753	\$117,204	\$135,004	(\$138,494)	(\$1,500)

Total Planned Breakdown

Planned Projects	\$204,004	\$167,680	\$212,022	\$191,791	\$121,251	\$17,800		\$914,549	\$1,500
Planned Project AC	\$128,952							\$128,952	
Planned Project AC Conversion	\$16,674	\$59,658	\$59,658	\$42,984				\$178,974	

	Pending Changes
	Submitted Changes
	Approved Changes

Dollar amounts are reported in 1000's.

**CMAQ Program Summary
STIP 2021-2027**

Program	2021 Planned	2022 Planned	2023 Planned	2024 Planned	2025 Planned	2026 Planned	2027 Planned	STIP Cost (2021-2027)
Mandatory	\$12,033							\$12,033
Non-Mandatory	\$9,950	\$9,950						\$19,900
CMAQ Subtotal	\$21,983	\$9,950	\$0	\$0	\$0	\$0	\$0	\$31,933

	2021	2022	2023	2024	2025	2026	2027	STIP Cost (2021-2027)
Total Apportioned (+)	\$12,558	\$12,558	\$12,558	\$12,558	\$12,558	\$12,558	\$12,558	\$87,906
Total Planned (-)	\$21,983	\$9,950						\$31,933
Difference	(\$9,425)	\$2,608	\$12,558	\$12,558	\$12,558	\$12,558	\$12,558	\$55,973

Total Planned Breakdown

Planned Projects	\$21,983	\$9,950						\$31,933
Planned Project AC								
Planned Project AC Conversion								

■ Pending Changes
■ Submitted Changes
■ Approved Changes

Dollar amounts are reported in 1000's.

**System Upgrade - Rural Program Summary
STIP 2021-2027**

Program	Balance	2021				
		Apportioned	Total Planned			Payback
			Planned	Debt Service	Advancement	
Appalachian	\$21,296	\$7,579	\$6,050	\$1,765		
BCD	\$3,434	\$2,181				
Catawba	\$2,909	\$4,903	\$5,257	\$1,521		\$731
Central Midlands	\$18,368	\$2,884	\$7,500			
Lowcountry	\$0	\$2,688		\$112		\$2,576
Lower Savannah	\$12,320	\$5,489	\$6,270	\$1,453		\$4,036
Pee Dee	\$5,853	\$6,622	\$500	\$1,437		
Santee Lynches	\$11,844	\$3,209	\$2,500	\$583		
Upper Savannah	\$0	\$6,263		\$1,524		\$4,739
Waccamaw	\$20,887	\$3,188	\$450	\$597		
System Upgrade - Rural Subtotal	\$96,911	\$45,006	\$28,527	\$8,992		\$12,082

	Pending Changes
	Submitted Changes
	Approved Changes

Dollar amounts are reported in 1000's.

**System Upgrade - Rural Program Summary
STIP 2021-2027**

11/10/2020 6:13 PM
Page 2 of 5

Program	Balance	2022					Balance	2023				
		Apportioned	Total Planned					Apportioned	Total Planned			
			Planned	Debt Service	Advancement	Payback			Planned	Debt Service	Advancement	Payback
Appalachian	\$21,060	\$7,579	\$24,200				\$4,439	\$7,579	\$4,700			
BCD	\$5,615	\$2,181	\$6,459				\$1,337	\$2,181	\$939			
Catawba	\$303	\$4,903	\$4,105	\$575			\$526	\$4,903				
Central Midlands	\$13,752	\$2,884					\$16,636	\$2,884				
Lowcountry	\$0	\$2,688		\$42		\$2,646	\$0	\$2,688				\$459
Lower Savannah	\$6,050	\$5,489	\$1,150	\$770		\$2,273	\$7,346	\$5,489	\$4,000			
Fee Dee	\$10,538	\$6,622	\$6,800	\$267			\$10,093	\$6,622				
Santee Lynches	\$11,970	\$3,209	\$1,400	\$513	\$2,670		\$15,936	\$3,209				
Upper Savannah	\$0	\$6,263		\$832		\$5,431	\$0	\$6,263				\$3,781
Waccamaw	\$23,028	\$3,188	\$12,500 \$24,000 (AC)	\$439			\$13,277	\$3,188	\$12,000			
System Upgrade - Rural Subtotal	\$92,316	\$45,006	\$56,614	\$3,438	\$2,670	\$10,350	\$69,590	\$45,006	\$21,639			\$4,240

	Pending Changes
	Submitted Changes
	Approved Changes

Dollar amounts are reported in 1000's.

**System Upgrade - Rural Program Summary
STIP 2021-2027**

Program	Balance	2024					Balance	2025				
		Apportioned	Total Planned			Payback		Apportioned	Total Planned			Payback
			Planned	Debt Service	Advancement				Planned	Debt Service	Advancement	
Appalachian	\$7,318	\$7,579					\$14,897	\$7,579				
BCD	\$2,579	\$2,181	\$1,932				\$2,828	\$2,181	\$1,719			
Catawba	\$5,429	\$4,903					\$10,332	\$4,903				
Central Midlands	\$19,520	\$2,884					\$22,404	\$2,884				
Lowcountry	\$2,229	\$2,688					\$4,917	\$2,688				
Lower Savannah	\$8,835	\$5,489	\$8,735				\$5,589	\$5,489				
Pee Dee	\$16,715	\$6,622					\$23,337	\$6,622				
Santee Lynches	\$19,145	\$3,209	\$7,167 \$14,334 (AC)				\$15,187	\$3,209	\$7,167			
Upper Savannah	\$2,482	\$6,263					\$8,745	\$6,263				
Waccamaw	\$4,465	\$3,188	\$12,000		\$4,347	\$0	\$3,188					
System Upgrade - Rural Subtotal	\$88,717	\$45,006	\$29,834		\$4,347	\$108,236	\$45,006	\$8,886				

■	Pending Changes
■	Submitted Changes
■	Approved Changes

Dollar amounts are reported in 1000's.

**System Upgrade - Rural Program Summary
STIP 2021-2027**

11/10/2020 6:13 PM
Page 4 of 5

Program	Balance	2026					Balance	2027					Balance
		Apportioned	Total Planned			Payback		Apportioned	Total Planned			Payback	
			Planned	Debt Service	Advancement				Planned	Debt Service	Advancement		
Appalachian	\$22,476	\$7,579					\$30,055	\$7,579					\$37,634
BCD	\$3,290	\$2,181	\$3,228				\$2,243	\$2,181	\$3,188				\$1,236
Catawba	\$15,235	\$4,903					\$20,138	\$4,903					\$25,041
Central Midlands	\$25,288	\$2,884					\$28,172	\$2,884					\$31,056
Lowcountry	\$7,605	\$2,688					\$10,293	\$2,688					\$12,981
Lower Savannah	\$11,078	\$5,489					\$16,567	\$5,489					\$22,056
Pee Dee	\$29,959	\$6,622					\$36,581	\$6,622					\$43,203
Santee Lynches	\$11,229	\$3,209	\$7,167				\$7,271	\$3,209					\$10,480
Upper Savannah	\$15,008	\$6,263					\$21,271	\$6,263					\$27,534
Waccamaw	\$3,188	\$3,188				\$1,159	\$5,217	\$3,188				\$3,188	\$5,217
System Upgrade - Rural Subtotal	\$144,356	\$45,006	\$10,395			\$1,159	\$177,808	\$45,006	\$3,188			\$3,188	\$216,438

■	Pending Changes
■	Submitted Changes
■	Approved Changes

Dollar amounts are reported in 1000's.

**System Upgrade - Rural Program Summary
STIP 2021-2027**

11/10/2020 6:13 PM
Page 5 of 5

	2021	2022	2023	2024	2025	2026	2027
Beginning Year Unobligated Balance (+)	\$96,911	\$92,316	\$69,590	\$88,717	\$108,236	\$144,356	\$177,808
Total Apportioned (+)	\$45,006	\$45,006	\$45,006	\$45,006	\$45,006	\$45,006	\$45,006
Total Planned (-)	\$28,527	\$56,614	\$21,639	\$29,834	\$8,886	\$10,395	\$3,188
Total Debt Service(-)	\$8,992	\$3,438					
Total Advancement(+)		\$2,670		\$4,347			
Total Payback (-)	\$12,082	\$10,350	\$4,240			\$1,159	\$3,188
Difference	\$92,316	\$69,590	\$88,717	\$108,236	\$144,356	\$177,808	\$216,438

Total Planned Breakdown

Planned Projects	\$25,027	\$50,285	\$9,639	\$10,667	\$1,719	\$3,228	\$3,188
Planned Project AC		\$24,000		\$14,334			
Planned Project AC Conversion	\$3,500	\$6,329	\$12,000	\$19,167	\$7,167	\$7,167	

 Pending Changes
 Submitted Changes
 Approved Changes

Dollar amounts are reported in 1000's.

**C Program Program Summary
STIP 2021-2027**

Program	2021 Planned	2022 Planned	2023 Planned	2024 Planned	2025 Planned	2026 Planned	2027 Planned	STIP Cost (2021-2027)
C Program	\$1,952	\$300						\$2,252
C Program Subtotal	\$1,952	\$300	\$0	\$0	\$0	\$0	\$0	\$2,252

	2021	2022	2023	2024	2025	2026	2027	STIP Cost (2021-2027)
Total Apportioned (+)	\$1,952	\$300						\$2,252
Total Planned (-)	\$1,952	\$300						\$2,252
Difference	\$0	\$0						\$0

Total Planned Breakdown

Planned Projects	\$1,952	\$300						\$2,252
Planned Project AC								
Planned Project AC Conversion								

 Pending Changes
 Submitted Changes
 Approved Changes

Dollar amounts are reported in 1000's.

Enhancement Program Summary STIP 2021-2027

Program	2021 Planned	2022 Planned	2023 Planned	2024 Planned	2025 Planned	2026 Planned	2027 Planned	STIP Cost (2021-2027)
Bicycle & Pedestrian		\$425						\$425
MPO	\$13,771							\$13,771
Rural	\$50							\$50
Enhancement Subtotal	\$13,821	\$425	\$0	\$0	\$0	\$0	\$0	\$14,246

	2021	2022	2023	2024	2025	2026	2027	STIP Cost (2021-2027)
Total Apportioned (+)	\$13,820	\$425						\$14,245
Total Planned (-)	\$13,821	\$425						\$14,246
Difference	(\$1)	\$0						(\$1)

Total Planned Breakdown

Planned Projects	\$13,821	\$425						\$14,246
Planned Project AC								
Planned Project AC Conversion								

 Pending Changes
 Submitted Changes
 Approved Changes

Dollar amounts are reported in 1000's.

**Federal Lands Program Summary
STIP 2021-2027**

Program	2021 Planned	2022 Planned	2023 Planned	2024 Planned	2025 Planned	2026 Planned	2027 Planned	STIP Cost (2021-2027)
Federal Lands	\$956							\$956
Federal Lands Subtotal	\$956	\$0	\$0	\$0	\$0	\$0	\$0	\$956

	2021	2022	2023	2024	2025	2026	2027	STIP Cost (2021-2027)
Total Apportioned (+)								
Total Planned (-)	\$956							\$956
Difference	(\$956)							(\$956)

Total Planned Breakdown

Planned Projects	\$956							\$956
Planned Project AC								
Planned Project AC Conversion								

 Pending Changes
 Submitted Changes
 Approved Changes

Dollar amounts are reported in 1000's.

Local Program Summary STIP 2021-2027

Program	2021 Planned	2022 Planned	2023 Planned	2024 Planned	2025 Planned	2026 Planned	2027 Planned	STIP Cost (2021-2027)
Beaufort Sales Tax				\$204,880				\$204,880
City of Rock Hill	\$1,000							\$1,000
CTC	\$1,828	\$9						\$1,837
Dorchester Sales Tax		\$2,193						\$2,193
Horry Sales Tax	\$45,000	\$171,300	\$11,400	\$69,100	\$160,000			\$456,800
Local	\$79,358	\$68,705	\$67,260					\$215,323
Panthers, LLC	\$8,000							\$8,000
Richland Sales Tax	\$4,000							\$4,000
State Commerce	\$21,500							\$21,500
Sumter Sales Tax	\$684	\$684						\$1,368
Local Subtotal	\$161,370	\$242,891	\$78,660	\$273,980	\$160,000	\$0	\$0	\$916,901

	2021	2022	2023	2024	2025	2026	2027	STIP Cost (2021-2027)
Total Apportioned (+)								
Total Planned (-)	\$161,370	\$242,891	\$78,660	\$273,980	\$160,000			\$916,901
Difference	(\$161,370)	(\$242,891)	(\$78,660)	(\$273,980)	(\$160,000)			(\$916,901)

Total Planned Breakdown

	2021	2022	2023	2024	2025	2026	2027	STIP Cost (2021-2027)
Planned Projects	\$161,370	\$242,891	\$78,660	\$273,980	\$160,000			\$916,901
Planned Project AC								
Planned Project AC Conversion								

■ Pending Changes
■ Submitted Changes
■ Approved Changes

Dollar amounts are reported in 1000's.

**System Upgrade - Urban Program Summary
STIP 2021-2027**

11/10/2020 6:14 PM
Page 1 of 5

Program	Balance	2021				Payback
		Apportioned	Total Planned			
			Planned	Debt Service	Advancement	
ANATS	\$5,775	\$2,815	\$7,675	\$640		\$902
ARTS	\$20,200	\$3,594	\$21,450			\$2,344
CHATS	\$38,959	\$19,026	\$35,255 \$24,000 (AC)	\$3,990		
COATS	\$37,129	\$19,200	\$21,482 \$29,564 (AC)	\$3,404		
FLATS	\$0	\$3,107	\$125	\$708		\$937
GFATS	\$14,915	\$18,078	\$11,290	\$2,407		
GSATS	\$5,221	\$7,600	\$3,725			
LATS	\$7,310	\$4,625		\$1,007	\$2,819	
RFATS	\$15,711	\$6,035	\$10,343	\$845		
SPATS	\$14,731	\$6,376	\$18,770	\$1,479	\$3,417	
SUATS	\$3,293	\$2,536		\$740		
System Upgrade - Urban Subtotal	\$163,244	\$92,992	\$130,115	\$15,220	\$6,236	\$4,183

■	Pending Changes
■	Submitted Changes
■	Approved Changes

Dollar amounts are reported in 1000's.

System Upgrade - Urban Program Summary
STIP 2021-2027

11/10/2020 6:14 PM
Page 2 of 5

Program	Balance	2022					Balance	2023				
		Apportioned	Total Planned					Apportioned	Total Planned			
			Planned	Debt Service	Advancement	Payback			Planned	Debt Service	Advancement	Payback
ANATS	(\$627)	\$2,815	\$2,850				(\$662)	\$2,815				
ARTS	\$0	\$3,594				\$2,930	\$664	\$3,594				
CHATS	\$18,740	\$19,026	\$14,256	\$922			\$22,588	\$19,026	\$29,154			
COATS	\$31,443	\$19,200	\$30,957 \$24,525 (AC)	\$1,284			\$18,402	\$19,200	\$22,957			
FLATS	\$1,337	\$3,107		\$477		\$4,092	(\$125)	\$3,107				\$3,107
GPATS	\$19,296	\$18,078	\$11,200 \$28,350 (AC)	\$420			\$25,754	\$18,078	\$15,950 \$10,000 (AC)			
GSATS	\$9,096	\$7,600	\$8,738 \$7,500 (AC)				\$7,958	\$7,600	\$11,500			
LATS	\$13,747	\$4,625		\$378		\$2,819	\$15,175	\$4,625				
RFATS	\$10,558	\$6,035	\$17,887 (AC)	\$180			\$16,413	\$6,035	\$12,000			
SPATS	\$4,275	\$6,376	\$4,320	\$519		\$2,107	\$3,705	\$6,376	\$2,180			
SUATS	\$5,089	\$2,536		\$281			\$7,344	\$2,536				
System Upgrade - Urban Subtotal	\$112,954	\$92,992	\$72,321	\$4,461		\$11,948	\$117,216	\$92,992	\$93,741			\$3,107

█	Pending Changes
█	Submitted Changes
█	Approved Changes

Dollar amounts are reported in 1000's.

**System Upgrade - Urban Program Summary
STIP 2021-2027**

11/10/2020 6:14 PM
Page 3 of 5

Program	Balance	2024					2025					
		Apportioned	Total Planned			Payback	Balance	Apportioned	Total Planned			Payback
			Planned	Debt Service	Advancement				Planned	Debt Service	Advancement	
ANATS	\$2,153	\$2,815	\$1,440				\$3,528	\$2,815				
ARTS	\$4,258	\$3,594					\$7,852	\$3,594				
CHATS	\$12,460	\$19,026					\$31,486	\$19,026				
COATS	\$14,645	\$19,200	\$8,175				\$25,670	\$19,200	\$8,175			
FLATS	(\$125)	\$3,107				\$2,881	\$101	\$3,107				
GFATS	\$27,882	\$18,078	\$21,350				\$24,610	\$18,078	\$12,155 \$8,500 (AC)			
GSATS	\$4,058	\$7,600					\$11,658	\$7,600	\$7,575			
LATS	\$19,800	\$4,625					\$24,425	\$4,625				
RFATS	\$10,448	\$6,035	\$17,887		\$1,404		\$0	\$6,035				\$1,404
SPATS	\$7,901	\$6,376	\$8,820				\$5,457	\$6,376	\$1,450			
SUATS	\$9,880	\$2,536					\$12,416	\$2,536				
System Upgrade - Urban Subtotal	\$113,360	\$92,992	\$57,672		\$1,404	\$2,881	\$147,203	\$92,992	\$29,355			\$1,404

	Pending Changes
	Submitted Changes
	Approved Changes

Dollar amounts are reported in 1000's.

System Upgrade - Urban Program Summary
STIP 2021-2027

11/10/2020 6:14 PM
Page 4 of 5

Program	Balance	2026					Balance	2027					Balance
		Apportioned	Total Planned			Payback		Apportioned	Total Planned			Payback	
			Planned	Debt Service	Advancement				Planned	Debt Service	Advancement		
ANATS	\$6,343	\$2,815					\$9,158	\$2,815	\$1,750				\$10,223
ARTS	\$11,446	\$3,594					\$15,040	\$3,594					\$18,634
CHATS	\$50,512	\$19,026					\$69,538	\$19,026					\$88,564
COATS	\$36,695	\$19,200					\$55,895	\$19,200					\$75,095
FLATS	\$3,208	\$3,107					\$6,315	\$3,107					\$9,422
GPATS	\$30,533	\$18,078	\$8,500				\$40,111	\$18,078	\$76,000				(\$17,811)
GSATS	\$11,683	\$7,600	\$3,350				\$15,933	\$7,600					\$23,533
LATS	\$29,050	\$4,625					\$33,675	\$4,625					\$38,300
RFATS	\$4,631	\$6,035					\$10,666	\$6,035					\$16,701
SPATS	\$10,383	\$6,376	\$1,400				\$15,359	\$6,376	\$7,400				\$14,335
SUATS	\$14,952	\$2,536					\$17,488	\$2,536					\$20,024
System Upgrade - Urban Subtotal	\$209,436	\$92,992	\$13,250				\$289,178	\$92,992	\$85,150				\$297,020

■	Pending Changes
■	Submitted Changes
■	Approved Changes

Dollar amounts are reported in 1000's.

**System Upgrade - Urban Program Summary
STIP 2021-2027**

11/10/2020 6:14 PM
Page 5 of 5

	2021	2022	2023	2024	2025	2026	2027
Beginning Year Unobligated Balance (+)	\$163,244	\$112,954	\$117,216	\$113,360	\$147,203	\$209,436	\$289,178
Total Apportioned (+)	\$92,992	\$92,992	\$92,992	\$92,992	\$92,992	\$92,992	\$92,992
Total Planned (-)	\$130,115	\$72,321	\$93,741	\$57,672	\$29,355	\$13,250	\$85,150
Total Debt Service(-)	\$15,220	\$4,461					
Total Advancement(+)	\$6,236			\$1,404			
Total Payback (-)	\$4,183	\$11,948	\$3,107	\$2,881	\$1,404		
Difference	\$112,954	\$117,216	\$113,360	\$147,203	\$209,436	\$289,178	\$297,020

Total Planned Breakdown

Planned Projects	\$99,115	\$45,539	\$32,834	\$12,160	\$11,730	\$4,750	\$85,150
Planned Project AC	\$53,564	\$78,262	\$10,000		\$8,500		
Planned Project AC Conversion	\$31,000	\$26,782	\$60,907	\$45,512	\$17,625	\$8,500	

 Pending Changes
 Submitted Changes
 Approved Changes

Dollar amounts are reported in 1000's.

**Other Allocated Funds Program Summary
STIP 2021-2027**

Program	2021 Planned	2022 Planned	2023 Planned	2024 Planned	2025 Planned	2026 Planned	2027 Planned	STIP Cost (2021-2027)
Appalachian Development	\$584	\$30	\$220					\$834
Appropriation	\$13,250	\$500		\$1,100				\$14,850
Earmark	\$8,250							\$8,250
INFRA	\$34,598							\$34,598
SAFETEA-LU	\$791	\$250		\$2,211				\$3,252
USDOT Build Grant	\$18,150							\$18,150
Other Allocated Funds Subtotal	\$75,623	\$780	\$220	\$3,311	\$0	\$0	\$0	\$79,934

	2021	2022	2023	2024	2025	2026	2027	STIP Cost (2021-2027)
Total Apportioned (+)								
Total Planned (-)	\$75,623	\$780	\$220	\$3,311				\$79,934
Difference	(\$75,623)	(\$780)	(\$220)	(\$3,311)				(\$79,934)

Total Planned Breakdown

Planned Projects	\$75,623	\$780	\$220	\$3,311				\$79,934
Planned Project AC								
Planned Project AC Conversion								

 Pending Changes
 Submitted Changes
 Approved Changes

Dollar amounts are reported in 1000's.

**Planning Program Summary
STIP 2021-2027**

Program	2021 Planned	2022 Planned	2023 Planned	2024 Planned	2025 Planned	2026 Planned	2027 Planned	STIP Cost (2021-2027)
Metro PL	\$4,247	\$4,247	\$4,247	\$4,247	\$4,247	\$4,247	\$4,247	\$29,729
Statewide SPR	\$17,098	\$17,098	\$17,098	\$17,098	\$17,098	\$17,098	\$17,098	\$119,686
Planning Subtotal	\$21,345	\$21,345	\$21,345	\$21,345	\$21,345	\$21,345	\$21,345	\$149,415

	2021	2022	2023	2024	2025	2026	2027	STIP Cost (2021-2027)
Total Apportioned (+)	\$21,345	\$21,345	\$21,345	\$21,345	\$21,345	\$21,345	\$21,345	\$149,415
Total Planned (-)	\$21,345	\$21,345	\$21,345	\$21,345	\$21,345	\$21,345	\$21,345	\$149,415
Difference	\$0	\$0	\$0	\$0	\$0	\$0	\$0	\$0

Total Planned Breakdown

Planned Projects	\$21,345	\$21,345	\$21,345	\$21,345	\$21,345	\$21,345	\$21,345	\$149,415
Planned Project AC								
Planned Project AC Conversion								

 Pending Changes
 Submitted Changes
 Approved Changes

Dollar amounts are reported in 1000's.

**Preventative Maintenance & Operations Program Summary
STIP 2021-2027**

Program	2021 Planned	2022 Planned	2023 Planned	2024 Planned	2025 Planned	2026 Planned	2027 Planned	STIP Cost (2021-2027)
Bridge Rehab	\$19,250	\$19,250	\$19,250	\$19,250	\$19,250	\$19,250	\$19,250	\$134,750
Guardrail	\$9,000	\$9,000	\$9,000	\$9,000	\$9,000	\$9,000	\$9,000	\$63,000
Operations & Maintenance	\$519,347	\$531,797	\$511,242	\$510,681	\$510,114	\$509,542	\$508,964	\$3,601,687
Signals	\$11,125	\$11,125	\$11,125	\$11,125	\$11,125	\$11,125	\$11,125	\$77,875
Signing & Marking	\$8,875	\$8,875	\$8,875	\$8,875	\$8,875	\$8,875	\$8,875	\$62,125
Preventative Maintenance & Operations Subtotal	\$567,597	\$580,047	\$559,492	\$558,931	\$558,364	\$557,792	\$557,214	\$3,939,437

	2021	2022	2023	2024	2025	2026	2027	STIP Cost (2021-2027)
Total Apportioned (+)	\$567,597	\$580,047	\$559,492	\$558,931	\$558,364	\$557,792	\$557,214	\$3,939,437
Total Planned (-)	\$567,597	\$580,047	\$559,492	\$558,931	\$558,364	\$557,792	\$557,214	\$3,939,437
Difference	\$0	\$0	\$0	\$0	\$0	\$0	\$0	\$0

Total Planned Breakdown

Planned Projects	\$567,597	\$580,047	\$559,492	\$558,931	\$558,364	\$557,792	\$557,214	\$3,939,437
Planned Project AC								
Planned Project AC Conversion								

■ Pending Changes
■ Submitted Changes
■ Approved Changes

Dollar amounts are reported in 1000's.

**Pavements Program Summary
STIP 2021-2027**

Program	2021 Planned	2022 Planned	2023 Planned	2024 Planned	2025 Planned	2026 Planned	2027 Planned	STIP Cost (2021-2027)
FA Secondaries	\$100,000	\$140,000	\$140,000	\$140,000	\$140,000	\$140,000	\$140,000	\$940,000
Interstates	\$296,045	\$150,000	\$150,000	\$150,000	\$150,000	\$150,000	\$150,000	\$1,196,045
Non-FA Secondaries	\$82,200	\$82,000	\$82,000	\$82,000	\$82,000	\$82,000	\$82,000	\$574,200
Non-Interstate NHS	\$90,000	\$90,000	\$90,000	\$90,000	\$90,000	\$90,000	\$90,000	\$630,000
Non-NHS Primary	\$142,000	\$180,000	\$240,000	\$240,000	\$240,000	\$240,000	\$240,000	\$1,522,000
Pavements Subtotal	\$710,245	\$642,000	\$702,000	\$702,000	\$702,000	\$702,000	\$702,000	\$4,862,245

	2021	2022	2023	2024	2025	2026	2027	STIP Cost (2021-2027)
Total Apportioned (+)	\$562,000	\$642,000	\$702,000	\$702,000	\$702,000	\$702,000	\$702,000	\$4,714,000
Total Planned (-)	\$710,245	\$642,000	\$702,000	\$702,000	\$702,000	\$702,000	\$702,000	\$4,862,245
Difference	(\$148,245)	\$0	\$0	\$0	\$0	\$0	\$0	(\$148,245)

Total Planned Breakdown

Planned Projects	\$660,245	\$642,000	\$702,000	\$702,000	\$702,000	\$702,000	\$702,000	\$4,812,245
Planned Project AC								
Planned Project AC Conversion	\$50,000							\$50,000

 Pending Changes
 Submitted Changes
 Approved Changes

Dollar amounts are reported in 1000's.

**Safety Program Summary
STIP 2021-2027**

Program	2021 Planned	2022 Planned	2023 Planned	2024 Planned	2025 Planned	2026 Planned	2027 Planned	STIP Cost (2021-2027)
Railroad Hazard Elimination	\$4,764	\$4,764	\$4,764	\$4,764	\$4,764	\$4,764	\$4,648	\$33,232
Rural Road Safety	\$50,000	\$50,000	\$50,000	\$50,000	\$50,000	\$50,000	\$50,000	\$350,000
Safety Improvements	\$50,937	\$52,500	\$23,050					\$126,487
Safety Subtotal	\$105,701	\$107,264	\$77,814	\$54,764	\$54,764	\$54,764	\$54,648	\$509,719

	2021	2022	2023	2024	2025	2026	2027	STIP Cost (2021-2027)
Total Apportioned (+)	\$115,597	\$115,597	\$115,597	\$115,597	\$115,597	\$115,597	\$115,597	\$809,179
Total Planned (-)	\$105,701	\$107,264	\$77,814	\$54,764	\$54,764	\$54,764	\$54,648	\$509,719
Difference	\$9,896	\$8,333	\$37,783	\$60,833	\$60,833	\$60,833	\$60,949	\$299,460

Total Planned Breakdown

Planned Projects	\$105,701	\$107,264	\$77,814	\$54,764	\$54,764	\$54,764	\$54,648	\$509,719
Planned Project AC								
Planned Project AC Conversion								

■ Pending Changes
■ Submitted Changes
■ Approved Changes

Dollar amounts are reported in 1000's.

**System Upgrade - Interstate Program Summary
STIP 2021-2027**

Program	2021 Planned	2022 Planned	2023 Planned	2024 Planned	2025 Planned	2026 Planned	2027 Planned	STIP Cost (2021-2027)	Remaining Cost (2028+)
Widening/New Construction	\$332,555 \$188,292 (AC)	\$224,914	\$327,014 \$146,947 (AC)	\$436,010 \$354,313 (AC)	\$406,050 \$766,363 (AC)	\$511,491	\$473,609 \$714,500 (AC)	\$2,711,643	\$1,230,404
System Upgrade - Interstate Subtotal	\$332,555	\$224,914	\$327,014	\$436,010	\$406,050	\$511,491	\$473,609	\$2,711,643	\$1,230,404

	2021	2022	2023	2024	2025	2026	2027	STIP Cost (2021-2027)	Remaining Cost (2028+)
Total Apportioned (+)	\$418,643	\$332,555	\$341,729	\$455,629	\$458,179	\$461,229	\$463,079	\$2,931,043	
Total Planned (-)	\$332,555	\$224,914	\$327,014	\$436,010	\$406,050	\$511,491	\$473,609	\$2,711,643	\$1,230,404
Total Debt Service (-)	\$11,225	\$2,357						\$13,582	
Difference	\$74,863	\$105,284	\$14,715	\$19,619	\$52,129	(\$50,262)	(\$10,530)	\$205,818	(\$1,230,404)

Total Planned Breakdown

Planned Projects	\$29,352	\$65,314	\$73,714	\$70,414	\$10,050	\$50	\$10,050	\$258,944	(\$1,229,504)
Planned Project AC	\$188,292		\$146,947	\$354,313	\$766,363		\$714,500	\$2,170,415	
Planned Project AC Conversion	\$303,203	\$159,600	\$253,300	\$365,596	\$396,000	\$511,441	\$463,559	\$2,452,699	\$1,229,954

 Pending Changes
 Submitted Changes
 Approved Changes

Dollar amounts are reported in 1000's.

Transportation Alternatives Program Summary STIP 2021-2027

Program	2021 Planned	2022 Planned	2023 Planned	2024 Planned	2025 Planned	2026 Planned	2027 Planned	STIP Cost (2021-2027)
Areas <5K	\$3,313	\$3,313	\$3,313	\$3,313	\$3,313	\$3,313	\$3,313	\$23,191
Areas > 200K	\$3,822	\$3,822	\$3,822	\$3,822	\$3,822	\$3,822	\$3,822	\$26,754
Areas >5K & <200K	\$2,338	\$2,338	\$2,338	\$2,338	\$2,338	\$2,338	\$2,338	\$16,366
Enhancement			\$500					\$500
Recreational Trails	\$1,499	\$1,499	\$1,499	\$1,499	\$1,499	\$1,499	\$1,499	\$10,493
Transportation Alternatives Subtotal	\$10,972	\$10,972	\$11,472	\$10,972	\$10,972	\$10,972	\$10,972	\$77,304

	2021	2022	2023	2024	2025	2026	2027	STIP Cost (2021-2027)
Total Apportioned (+)	\$10,972	\$10,972	\$10,972	\$10,972	\$10,972	\$10,972	\$10,972	\$76,804
Total Planned (-)	\$10,972	\$10,972	\$11,472	\$10,972	\$10,972	\$10,972	\$10,972	\$77,304
Difference	\$0	\$0	(\$500)	\$0	\$0	\$0	\$0	(\$500)

Total Planned Breakdown

Planned Projects	\$10,972	\$10,972	\$11,472	\$10,972	\$10,972	\$10,972	\$10,972	\$77,304
Planned Project AC								
Planned Project AC Conversion								

■	Pending Changes
■	Submitted Changes
■	Approved Changes

Dollar amounts are reported in 1000's.

**SIB Program Summary
STIP 2021-2027**

Program	2021 Planned	2022 Planned	2023 Planned	2024 Planned	2025 Planned	2026 Planned	2027 Planned	STIP Cost (2021-2027)
SIB	\$23,250	\$58,613	\$49,329					\$131,192
SIB Subtotal	\$23,250	\$58,613	\$49,329	\$0	\$0	\$0	\$0	\$131,192

	2021	2022	2023	2024	2025	2026	2027	STIP Cost (2021-2027)
Total Apportioned (+)	\$49,663	\$41,864	\$40,403	\$41,999	\$41,771	\$42,038	\$41,784	\$299,522
Total Planned (-)	\$23,250	\$58,613	\$49,329					\$131,192
Difference	\$26,413	(\$16,749)	(\$8,926)	\$41,999	\$41,771	\$42,038	\$41,784	\$168,330

Total Planned Breakdown

Planned Projects	\$23,250	\$58,613	\$49,329					\$131,192
Planned Project AC								
Planned Project AC Conversion								

 Pending Changes
 Submitted Changes
 Approved Changes

Dollar amounts are reported in 1000's.

**SIB Payments Program Summary
STIP 2021-2027**

Program	2021 Planned	2022 Planned	2023 Planned	2024 Planned	2025 Planned	2026 Planned	2027 Planned	STIP Cost (2021-2027)
SIB Payments	\$49,663	\$41,864	\$40,403	\$41,999	\$41,771	\$42,038	\$41,784	\$299,522
SIB Payments Subtotal	\$49,663	\$41,864	\$40,403	\$41,999	\$41,771	\$42,038	\$41,784	\$299,522

	2021	2022	2023	2024	2025	2026	2027	STIP Cost (2021-2027)
Total Apportioned (+)	\$49,663	\$41,864	\$40,403	\$41,999	\$41,771	\$42,038	\$41,784	\$299,522
Total Planned (-)	\$49,663	\$41,864	\$40,403	\$41,999	\$41,771	\$42,038	\$41,784	\$299,522
Difference	\$0	\$0	\$0	\$0	\$0	\$0	\$0	\$0

Total Planned Breakdown

Planned Projects	\$49,663	\$41,864	\$40,403	\$41,999	\$41,771	\$42,038	\$41,784	\$299,522
Planned Project AC								
Planned Project AC Conversion								

 Pending Changes
 Submitted Changes
 Approved Changes

Dollar amounts are reported in 1000's.

Program Summary with Project Detail Report
STIP 2021-2027

Highway

	County	COG/MPO	2021 Planned	2022 Planned	2023 Planned	2024 Planned	2025 Planned	2026 Planned	2027 Planned	STIP Cost (2021-2027)	Remaining Cost (2028+)
FA Non-NHS											
SC 133 Bridge Replacement over Crowe Creek	Pickens	Appalachian		\$25 RW			\$6,400 CON			\$6,425	\$0
Mckelvey Rd (S-154) over Huff Creek	Greenville	Appalachian, GPATS		\$125 RW		\$4,325 CON				\$4,450	\$0
Clifton Glendale Rd (S-59) over Pacolet River	Spartanburg	Appalachian, SPATS		\$95 RW	\$6,529 CON					\$6,624	\$0
S-145 (Storm Branch Road) over Tributary to Horse Creek	Aiken	ARTS		\$25 RW		\$1,500 CON				\$1,525	\$0
SC 421 over Little Horse Creek	Aiken	ARTS		\$4,260 CON						\$4,260	\$0
Old Pond Rd. (S-1632) Bridge Replacement over Simons Creek	Charleston	BCD, CHATS	\$400 RW		\$3,600 CON					\$4,000	\$0
SC 901 Mountain Gap Road Bridge over Rocky Creek	Chester	Catawba		\$50 RW		\$5,000 CON				\$5,050	\$0
S-26 Fork Hill Rd over Little Lynches Creek	Lancaster	Catawba		\$50 RW	\$4,200 CON					\$4,250	\$0
S-90 over CSX & Southern RR	Newberry	Central Midlands	\$2,520 CON							\$2,520	\$0
SC 34 over Norfolk Southern Railroad	Newberry	Central Midlands	\$7,616 CON							\$7,616	\$0
Old Mt. Holly Road (S-45) Bridge Replacement over Unnamed Stream.	Berkeley	CHATS		\$1,050 RW	\$6,900 CON					\$7,950	\$0
Lorick Road S-1436 Bridge over North Branch	Richland	COATS		\$50 RW		\$4,000 CON				\$4,050	\$0
SC 555 over SCL Railroad	Richland	COATS	\$1,338 RW \$8,035 CON							\$9,373	\$0
US 76 over Lynches River	Florence	FLATS	\$14,560 CON							\$14,560	\$0
S-75 over US 29	Anderson	GPATS	\$12,400 CON							\$12,400	\$0
Pocotaligo Road (S-17) Bridge Replacement over Broadwater Creek.	Hampton	Lowcountry		\$25 RW		\$2,000 CON				\$2,025	\$0
S-41 (Senator Gasque Rd.) over Maiden Down Swamp	Marion	Pee Dee	\$100 RW	\$1,812 CON						\$1,912	\$0
S-152 (Manning Ave.) over SCL RR & Street	Sumter	SUATS		\$300 RW	\$15,850 CON					\$16,150	\$0
S-55 over Shot Pouch Branch	Sumter	SUATS		\$240 RW	\$3,400 CON					\$3,640	\$0
S-268 over Rocky Creek - Greenwood	Greenwood	Upper Savannah		\$25 RW		\$3,773 CON				\$3,798	\$0
SC 34 over Wilson Creek	Greenwood	Upper Savannah	\$7,972 CON							\$7,972	\$0
S-97 (Brunson Spring Rd.) over Palmetto Swamp	Horry	Waccamaw	\$50 RW	\$2,417 CON						\$2,467	\$0
S-548 over Tributary to Crabtree Swamp	Horry	Waccamaw, GSATS	\$100 RW	\$1,675 CON						\$1,775	\$0

 Pending Changes
 Submitted Changes
 Approved Changes

Dollar amounts are reported in 1000's.

Program Summary with Project Detail Report
STIP 2021-2027

Highway

	County	COG/MPO	2021 Planned	2022 Planned	2023 Planned	2024 Planned	2025 Planned	2026 Planned	2027 Planned	STIP Cost (2021-2027)	Remaining Cost (2028+)
Interstate/NHS											
US 76 EB over Broadway Creek	Anderson	ANATS	\$50 RW		\$3,449 CON					\$3,499	\$0
US 29 over Devil Fork Creek	Anderson	Appalachian	\$3,258 CON							\$3,258	\$0
US 29 over Southern Railroad	Cherokee	Appalachian	\$25 RW	\$2,990 CON						\$3,015	\$0
US 25 NB & SB over S-119 & North Saluda River	Greenville	Appalachian		\$100 RW	\$2,520 CON					\$2,620	\$0
I-20 EB & WB over S-980 and Abandoned Railroad	Aiken	ARTS		\$245 RW		\$20,289 CON				\$20,534	\$0
I-20 WB Bridge over SC 19	Aiken	ARTS		\$181 RW		\$14,996 CON				\$15,177	\$0
I-20 WB Bridge Replacement over Abandoned RR	Aiken	ARTS		\$117 RW		\$9,703 CON				\$9,821	\$0
US 1 over Horse Creek	Aiken	ARTS		\$500 RW	\$14,160 CON					\$14,660	\$0
US 1 over Shaws Creek	Aiken	ARTS		\$200 RW	\$11,431 CON					\$11,631	\$0
SC 72 Bridge Replacement over Bear Creek	Chester	Catawba	\$166 RW				\$5,141 CON			\$5,306	\$0
SC 72 Bridge Replacement Over South Fork Creek	Chester	Catawba	\$134 RW				\$4,177 CON			\$4,311	\$0
SC 9 over Gills Creek	Lancaster	Catawba	\$321 RW				\$5,624 CON			\$5,945	\$0
SC 9 over Wildcat Creek	Lancaster	Catawba	\$279 RW				\$13,047 CON			\$13,326	\$0
SC 72 Bridge Replacement Over Tyger River	Union	Catawba	\$300 RW				\$13,681 CON			\$13,981	\$0
SC 72 Bridge over CSX Railroad	Newberry	Central Midlands	\$1,000 RW	\$11,529 CON						\$12,529	\$0
US 601 Bridge Replacement over Colonels Creek	Richland	Central Midlands	\$494 RW	\$8,576 CON						\$9,070	\$0
US 76 over US 601	Richland	Central Midlands	\$556 RW	\$9,648 CON						\$10,203	\$0
US 1 at SCL Railroad (No. 1)	Kershaw	COATS		\$10,316 CON						\$10,316	\$0
I-26 over SC 302	Lexington	COATS	\$16,674 CON (ACC)	\$16,674 CON (ACC)	\$16,674 CON (ACC)					\$50,021	\$0
I-26 over Southern Railway and I-26 over US 1	Lexington	COATS	\$128,952 CON (AC) \$10,000 CON	\$42,984 CON (ACC)	\$42,984 CON (ACC)	\$42,984 CON (ACC)				\$138,952	\$0
US 21 over Congaree Creek	Lexington	COATS	\$50 RW	\$6,750 CON						\$6,800	\$0
US 378 over Twelve Mile Creek	Lexington	COATS	\$11,785 CON							\$11,785	\$0
I-126 Bridge Replacement over SCL Railroad	Richland	COATS		\$2,000 RW	\$33,929 CON					\$35,929	\$0
US 1 over S.C.L. Railroad	Richland	COATS	\$13,320 CON							\$13,320	\$0
US 176 Bridge Replacement over SCL Railroad	Richland	COATS		\$500 RW	\$11,659 CON					\$12,159	\$0
US 21 over Southern & SCL RR (Blossom St Bridge)	Richland	COATS		\$7,500 RW	\$34,717 CON					\$42,217	\$0

 Pending Changes
 Submitted Changes
 Approved Changes

Dollar amounts are reported in 1000's.

Program Summary with Project Detail Report
STIP 2021-2027

Bridges

Highway

	County	COG/MPO	2021 Planned	2022 Planned	2023 Planned	2024 Planned	2025 Planned	2026 Planned	2027 Planned	STIP Cost (2021-2027)	Remaining Cost (2028+)
US 278 Corridor Improvements	Beaufort	LATS		\$500 RW		\$35,120 CON				\$35,620	\$0
I-95 Bridge Replacements over SC 46	Jasper	LATS		\$13,300 CON						\$13,300	\$0
I-95 SB over Bagshaw Swamp	Jasper	LATS		\$4,309 CON						\$4,309	\$0
US 17 over Edisto River (2)	Colleton	Lowcountry		\$225 RW		\$19,601 CON				\$19,826	\$0
I-20 Bridge Over South Edisto River	Aiken	Lower Savannah		\$256 RW		\$23,371 CON				\$23,627	\$0
US 301 over Savannah River	Allendale	Lower Savannah			\$50 RW		\$35,531 CON			\$35,581	\$0
US 301 over S. Edisto River	Bamberg	Lower Savannah	\$50 RW \$10,640 CON							\$10,690	\$0
US 301 NB over Snake Swamp	Orangeburg	Lower Savannah	\$100 RW	\$8,755 CON						\$8,855	\$0
US 301 over North Edisto River & Swamp	Orangeburg	Lower Savannah	\$21,697 CON							\$21,697	\$0
US 1 over Black Creek and Little Alligator Creek (Adjacent Culvert)	Chesterfield	Pee Dee	\$8,300 CON							\$8,300	\$0
US 1 over SCL Railroad	Chesterfield	Pee Dee	\$11,193 CON							\$11,193	\$0
SC 72 over Stony Fork Creek	York	RFATS	\$4,350 CON							\$4,350	\$0
US 521 over Old RR Bed	Kershaw	Santee Lynches			\$50 RW \$800 CON					\$850	\$0
US 76 WB over Wateree River	Sumter	Santee Lynches	\$200 RW	\$31,000 CON						\$31,200	\$0
SC 85 NB over Lawson Fork Creek	Spartanburg	SPATS	\$4,585 CON							\$4,585	\$0
US 76 Bypass over US 15	Sumter	SUATS	\$100 RW		\$17,600 CON					\$17,700	\$0
US 76 Bypass over US 76 Business	Sumter	SUATS	\$50 RW		\$17,100 CON					\$17,150	\$0
US 76 over Reedy River	Laurens	Upper Savannah		\$25 RW			\$10,294 CON			\$10,319	\$0
US 378 Bridge over Little Saluda River	Saluda	Upper Savannah		\$25 RW			\$5,702 CON			\$5,727	\$0

■	Pending Changes
■	Submitted Changes
■	Approved Changes

Dollar amounts are reported in 1000's.

Program Summary with Project Detail Report
STIP 2021-2027

Highway

	County	COG/MPO	2021 Planned	2022 Planned	2023 Planned	2024 Planned	2025 Planned	2026 Planned	2027 Planned	STIP Cost (2021-2027)	Remaining Cost (2028+)
Off-System											
*Off-System Bridges			\$17,000 CON	\$17,000 CON	\$17,000 CON	\$17,000 CON	\$17,000 CON	\$17,000 CON		\$102,000	\$0
S-1021 over Huntington Creek Bridge Replacement	Anderson	ANATS		\$218 RW		\$1,672 CON				\$1,890	\$0
S-169 over West Twenty Six Mile Creek Bridge Replacement - Anderson	Anderson	Appalachian		\$20 RW		\$1,423 CON				\$1,443	\$0
S-129 Bridge Replacement over Oconee Creek	Oconee	Appalachian			\$20 RW		\$2,403 CON			\$2,423	\$0
S-200 Bridge Replacement over Stamp Creek	Oconee	Appalachian			\$100 RW		\$2,253 CON			\$2,353	\$0
S-99 Bridge Replacement over Mud Creek	Oconee	Appalachian		\$300 RW		\$1,603 CON				\$1,903	\$0
*Closed and Load Restricted Design Build Package 2021-1 (District 4)	Cherokee, Chester, Fairfield, Lancaster, Union	Appalachian, Catawba, Central Midlands	\$16,634 CON							\$16,634	\$0
S-732 (Cooper Pond Road) over Goodland Creek	Aiken	ARTS		\$25 RW		\$1,200 CON				\$1,225	\$0
S-294 Uriah Road over Camp Branch	Lancaster	Catawba		\$50 RW		\$1,500 CON				\$1,550	\$0
S-820 (Greenleaf Road) over Bullocks Creek	York	Catawba		\$50 RW		\$1,765 CON				\$1,815	\$0
S-258 (Blink Bonnie Rd) Bridge Replacement over Thorntree Creek	Fairfield	Central Midlands		\$25 RW		\$2,200 CON				\$2,225	\$0
Harts Bluff Road (S- 68) Bridge Replacement over Tidal Stream in Charleston County	Charleston	CHATS	\$74 RW		\$3,406 CON					\$3,480	\$0
S-1388 (Frick Road) Bridge Replacement over Horse Creek	Richland	COATS	\$1,195 CON							\$1,195	\$0
S-2375 (Grand St) Bridge Replacement over Smith Branch	Richland	COATS		\$50 RW		\$1,300 CON				\$1,350	\$0
S-985 (Lake Shore Dr) Bridge Replacement over Unnamed Stream	Richland	COATS		\$350 RW		\$1,350 CON				\$1,700	\$0
S-931 over Big Creek Bridge Replacement	Anderson	GPATS		\$30 RW		\$2,320 CON				\$2,350	\$0
S-140 over Shoal Creek Bridge Replacement	Pickens	GPATS	\$1,503 CON							\$1,503	\$0
S-250 over Doddies Creek Bridge Replacement	Pickens	GPATS	\$1,423 CON							\$1,423	\$0
S-472 (Hwy 472) Bridge Replacement over Horsepen Creek in Horry County	Horry	GSATS	\$2,215 CON							\$2,215	\$0
S-15-74 over Buckhead Creek in Colleton County	Colleton	Lowcountry		\$1,495 CON						\$1,495	\$0
S-15-74 over Buckhead Creek in Colleton County (v2)	Colleton	Lowcountry		\$1,487 CON						\$1,487	\$0
Stocks Creek Rd (S-161) Bridge Replacement over Trib to Chehaw River in Colleton County	Colleton	Lowcountry						\$800 PE		\$800	\$1,500

 Pending Changes
 Submitted Changes
 Approved Changes

Dollar amounts are reported in 1000's.

Program Summary with Project Detail Report
STIP 2021-2027

Highway

	County	COG/MPO	2021 Planned	2022 Planned	2023 Planned	2024 Planned	2025 Planned	2026 Planned	2027 Planned	STIP Cost (2021-2027)	Remaining Cost (2028+)
Rock Spring Road (S-51) Bridge Replacement over Unnamed Creek	Hampton	Lowcountry			\$1,902 CON					\$1,902	\$0
S-66 (Rocky Point Road) over Lower Three Run Creek	Allendale	Lower Savannah		\$50 RW		\$3,300 CON				\$3,350	\$0
S-439 over Canal to South Edisto River	Bamberg	Lower Savannah	\$1,605 CON							\$1,605	\$0
S-397 (Catalina Blvd.) over Bull Swamp	Orangeburg	Lower Savannah		\$25 RW		\$1,800 CON				\$1,825	\$0
S-103 (Oak Park Road) over Tools Fork Creek	York	RFATS		\$25 RW		\$1,780 CON				\$1,805	\$0
S-82 (Chappell Road E) over South Fork Fishing Creek	York	RFATS		\$25 RW		\$3,950 CON				\$3,975	\$0
S-194 over Newman Branch	Clarendon	Santee Lynches		\$50 RW		\$1,700 CON				\$1,750	\$0
S-228 over Black River	Lee	SUATS		\$50 RW		\$2,250 CON				\$2,300	\$0
S-114 over Turkey Creek	Sumter	SUATS		\$50 RW	\$1,650 CON					\$1,700	\$0
S-111 over Broad Mouth Creek - Abbeville	Abbeville	Upper Savannah	\$50 RW	\$3,500 CON						\$3,550	\$0
S-140 over Sleepy Creek Bridge Replacement	Edgefield	Upper Savannah	\$17 RW	\$2,873 CON						\$2,890	\$0
S-102 over Ninety Six Creek Bridge Replacement	Greenwood	Upper Savannah	\$15 RW	\$5,615 CON						\$5,630	\$0
S-27 over Ninety Six Creek Bridge Replacement	Greenwood	Upper Savannah	\$17 RW	\$2,548 CON						\$2,565	\$0
S-300 over Branch of Shell Creek Bridge Replacement	Laurens	Upper Savannah	\$1,503 CON							\$1,503	\$0
S-45 (Tomahawk Street) Bridge Replacement over Tributary to Boser Swamp in Georgetown County	Georgetown	Waccamaw	\$965 CON							\$965	\$0
S-381 (Pine Tree Road) Bridge Replacement over Tributary to Soccee Swamp	Williamsburg	Waccamaw	\$1,695 CON							\$1,695	\$0

*Denotes Lump Sum project. See Lump Sum Summary for project breakdown.

■	Pending Changes
■	Submitted Changes
■	Approved Changes

Dollar amounts are reported in 1000's.

Program Summary with Project Detail Report
STIP 2021-2027

Highway

	2021	2022	2023	2024	2025	2026	2027	STIP Cost (2021-2027)	Remaining Cost (2028+)
Total Apportioned (+)	\$145,004	\$135,004	\$135,004	\$135,004	\$135,004	\$135,004	\$135,004	\$955,028	
Total Planned (-)	\$220,678	\$227,338	\$271,681	\$234,774	\$121,250	\$17,800		\$1,093,521	\$3,000
Total Debt Service (-)									
Total Advancement (+)									
Total Payback (-)									
Difference	(\$75,674)	(\$92,334)	(\$136,677)	(\$99,770)	\$13,754	\$117,204	\$135,004	(\$138,493)	(\$3,000)
Total Planned Breakdown									
Planned Projects	\$204,004	\$167,681	\$212,023	\$191,791	\$121,251	\$17,800	\$0	\$914,549	\$1,500
Planned Project AC	\$128,952							\$128,952	
Planned Project AC Conversion	\$16,674	\$59,658	\$59,658	\$42,984				\$178,974	

 Pending Changes
 Submitted Changes
 Approved Changes

Dollar amounts are reported in 1000's.

Program Summary with Project Detail Report
STIP 2021-2027

Highway

	County	COG/MPO	2021 Planned	2022 Planned	2023 Planned	2024 Planned	2025 Planned	2026 Planned	2027 Planned	STIP Cost (2021-2027)
Mandatory										
Downtown Traffic Management Project	York	RFATS	\$4,744 O							\$4,744
Intersection Improvements - Carowinds at Pleasant Road	York	RFATS	\$1,500 CON							\$1,500
Intersection Improvements - India Hook at Celanese Road	York	RFATS	\$5,788 CON							\$5,788

 Pending Changes
 Submitted Changes
 Approved Changes

Dollar amounts are reported in 1000's.

Program Summary with Project Detail Report
STIP 2021-2027

Highway

	County	COG/MPO	2021 Planned	2022 Planned	2023 Planned	2024 Planned	2025 Planned	2026 Planned	2027 Planned	STIP Cost (2021-2027)
Non-Mandatory										
*CMAQ - 511 Program			\$800 CON	\$800 CON						\$1,600
*CMAQ - ITS System Expansion			\$8,700 CON	\$8,700 CON						\$17,400
*CMAQ - Real-Time Data			\$450 PE	\$450 PE						\$900

*Denotes Lump Sum project. See Lump Sum Summary for project breakdown.

- Pending Changes
- Submitted Changes
- Approved Changes

Dollar amounts are reported in 1000's.

Program Summary with Project Detail Report
STIP 2021-2027

Highway

	2021	2022	2023	2024	2025	2026	2027	STIP Cost (2021-2027)
Total Apportioned (+)	\$12,558	\$12,558	\$12,558	\$12,558	\$12,558	\$12,558	\$12,558	\$87,906
Total Planned (-)	\$21,982	\$9,950						\$31,932
Total Debt Service (-)								
Total Advancement (+)								
Total Payback (-)								
Difference	(\$9,424)	\$2,608	\$12,558	\$12,558	\$12,558	\$12,558	\$12,558	\$55,974
Total Planned Breakdown								
Planned Projects	\$21,983	\$9,950	\$0	\$0	\$0	\$0	\$0	\$31,933
Planned Project AC								
Planned Project AC Conversion								

 Pending Changes
 Submitted Changes
 Approved Changes

Dollar amounts are reported in 1000's.

Program Summary with Project Detail Report
STIP 2021-2027

System Upgrade - Rural

Highway

	County	COG/MPO	2021 Planned	2022 Planned	2023 Planned	2024 Planned	2025 Planned	2026 Planned	2027 Planned	STIP Cost (2021-2027)	Remaining Cost (2028+)
Appalachian											
Intersection Improvements - SC 28 @ SC 185	Anderson	Appalachian	\$300 PE		\$200 RW \$1,000 CON					\$1,500	\$0
Intersection Improvements - US 76 (Clemson Hwy) @ S-60 (Walpine Rd)	Anderson	Appalachian	\$450 RW	\$1,800 CON						\$2,250	\$0
Intersection Improvements - US 29 @ S-146 (Bowlan Rd)/S-331 (Old Williamston Rd)	Anderson	Appalachian		\$350 RW	\$1,500 CON					\$1,850	\$0
Resurfacing - US 178 (Pickens County Line to S-58 (Rogers Rd./Levis Smith Road))	Anderson	Appalachian		\$9,000 CON						\$9,000	\$0
Intersection Improvements - SC 150 (S Limestone St) @ S-111 & SC 150 (Pacolet Hwy) @ S-111	Cherokee	Appalachian	\$350 PE		\$250 RW \$750 CON					\$1,350	\$0
S-61 (Old Post Road) Intersection Improvements	Cherokee	Appalachian	\$600 RW	\$2,000 CON						\$2,600	\$0
Intersection Improvements - S-37 (JP Stevens Rd) @ W Cherry & S-65 (JP Stevens Rd) @ Martin Creek Rd	Oconee	Appalachian		\$250 RW	\$1,000 CON					\$1,250	\$0
Intersection Improvements - SC 24 @ SC 182 (Oakway Rd)/S-116 (Oak Creek Rd)	Oconee	Appalachian	\$350 RW	\$1,800 CON						\$2,150	\$0
Intersection Improvements - SC 59 @ SC 182/SC 243	Oconee	Appalachian	\$1,000 RW	\$2,500 CON						\$3,500	\$0
Intersection Improvements - US 178 (Moorefield Mem Hwy) @ SC 135 (Anderson Hwy)	Pickens	Appalachian	\$2,000 RW	\$2,500 CON						\$4,500	\$0
Resurfacing - US 178 (GPATS Boundary to Anderson County Line)	Pickens	Appalachian		\$4,000 CON						\$4,000	\$0
Intersection Improvements - US 176 (Main St) @ SC 357 (Depot St/Holly Springs Rd)	Spartanburg	Appalachian	\$1,000 CON							\$1,000	\$0

■	Pending Changes
■	Submitted Changes
■	Approved Changes

Dollar amounts are reported in 1000's.

Program Summary with Project Detail Report
STIP 2021-2027

System Upgrade - Rural

Highway

	County	COG/MPO	2021 Planned	2022 Planned	2023 Planned	2024 Planned	2025 Planned	2026 Planned	2027 Planned	STIP Cost (2021-2027)	Remaining Cost (2028+)
BCD											
Intersection Improvement US 17 at SC 165 & US 17 at a New Road	Berkeley	BCD		\$50 PL	\$389 PE	\$250 RW		\$3,028 CON		\$3,717	\$0
Intersection Improvement US 52 at SC 402	Berkeley	BCD		\$30 PL	\$50 PE	\$462 CON				\$542	\$0
Bike Ped Improvement SC 165	Charleston	BCD			\$250 PE	\$850 RW			\$1,950 CON	\$3,050	\$0
Intersection Improvement Project SC 162 at SC 165 & SC 162 at Gibson Rd	Charleston	BCD		\$50 PL	\$200 PE	\$200 RW	\$1,719 CON			\$2,169	\$0
*US 78 (US 178 to SC 275)	Dorchester	BCD		\$6,329 CON (ACC)						\$6,329	\$0
Intersection Improvement project SC 27 at S. Railroad Ave	Dorchester	BCD			\$50 PL	\$170 PE		\$200 RW	\$1,238 CON	\$1,658	\$0

 Pending Changes
 Submitted Changes
 Approved Changes

Dollar amounts are reported in 1000's.

Program Summary with Project Detail Report
STIP 2021-2027

System Upgrade - Rural

Highway

	County	COG/MPO	2021 Planned	2022 Planned	2023 Planned	2024 Planned	2025 Planned	2026 Planned	2027 Planned	STIP Cost (2021-2027)	Remaining Cost (2028+)
Catawba											
System Upgrade - SC 901 (Edgeland Rd) from SC 9 (Lancaster Highway) to approx Victorian Hills Drive	Chester	Catawba		\$716 CON						\$716	\$0
Preservation: S-541 (Douglas Road) from SC 200 (Great Falls Highway) to S-19 (Lynwood Drive)	Lancaster	Catawba		\$5 PE \$900 CON						\$905	\$0
System Improvement - S-28 Shiloh Unity Rd from US 521 (Charlotte Highway) to SC 200 (Monroe Highway)	Lancaster	Catawba	\$5 PE \$3,257 CON							\$3,262	\$0
System Improvement - Taxahaw Road	Lancaster	Catawba		\$5 PE \$886 CON						\$891	\$0
Tabernacle Road improvements near Buford High School	Lancaster	Catawba	\$700 CON							\$700	\$0
Intersection Improvements - SC 215 Buffalo-West Springs Hwy @ US 176	Union	Catawba	\$50 RW \$1,000 CON							\$1,050	\$0
Intersection Improvement - SC 161/US 321 Intersection	York	Catawba	\$245 RW	\$1,593 CON						\$1,838	\$0

■	Pending Changes
■	Submitted Changes
■	Approved Changes

Dollar amounts are reported in 1000's.

Program Summary with Project Detail Report
STIP 2021-2027

System Upgrade - Rural

Highway

	County	COG/MPO	2021 Planned	2022 Planned	2023 Planned	2024 Planned	2025 Planned	2026 Planned	2027 Planned	STIP Cost (2021-2027)	Remaining Cost (2028+)
Central Midlands											
US 1 (SC 23 (Leesville) to S-24) Phase II & III	Lexington	Central Midlands	\$3,500 CON (ACC)							\$3,500	\$0
Interchange Improvement - I-26 at US 21 (Exit 119)	Lexington	COATS	\$4,000 RW							\$4,000	\$0

 Pending Changes
 Submitted Changes
 Approved Changes

Dollar amounts are reported in 1000's.

Program Summary with Project Detail Report
STIP 2021-2027

System Upgrade - Rural

Highway

	County	COG/MPO	2021 Planned	2022 Planned	2023 Planned	2024 Planned	2025 Planned	2026 Planned	2027 Planned	STIP Cost (2021-2027)	Remaining Cost (2028+)
Lower Savannah											
Intersection Improvements - US 278 at US 321	Allendale	Lower Savannah	\$2,600 CON							\$2,600	\$0
Operational/Shoulder Improvements - SC 3 (Marlboro Ave)	Barnwell	Lower Savannah		\$650 RW	\$3,000 CON					\$3,650	\$0
Operational/Shoulder Improvement - SC 4 (Stonewall Jackson Blvd)	Orangeburg	Lower Savannah	\$170 RW		\$1,000 CON					\$1,170	\$0
Operational/Shoulder Improvement - US 21/US 178 BP (Chestnut St)	Orangeburg	Lower Savannah	\$1,000 CON							\$1,000	\$0
US 21/178 Bypass (Joe S. Jeffords Highway) Corridor Improvement	Orangeburg	Lower Savannah	\$1,200 PE	\$500 RW		\$8,735 CON				\$10,435	\$0
US 78 (US 21 (Freedom Rd) to L-1632 (Sub Rd))	Orangeburg	Lower Savannah	\$1,300 CON							\$1,300	\$0

 Pending Changes
 Submitted Changes
 Approved Changes

Dollar amounts are reported in 1000's.

Program Summary with Project Detail Report
STIP 2021-2027

System Upgrade - Rural

Highway

	County	COG/MPO	2021 Planned	2022 Planned	2023 Planned	2024 Planned	2025 Planned	2026 Planned	2027 Planned	STIP Cost (2021-2027)	Remaining Cost (2028+)
Pee Dee											
Intersection Improvements - US 52/401 (N Gov Williams Hwy) at US 15 (Hartsville Hwy)	Darlington	Pee Dee		\$3,800 CON						\$3,800	\$0
Intersection Improvement - SC 9/57 and S-76	Dillon	Pee Dee	\$500 RW	\$3,000 CON						\$3,500	\$0

 Pending Changes
 Submitted Changes
 Approved Changes

Dollar amounts are reported in 1000's.

Program Summary with Project Detail Report
STIP 2021-2027

System Upgrade - Rural

Highway

	County	COG/MPO	2021 Planned	2022 Planned	2023 Planned	2024 Planned	2025 Planned	2026 Planned	2027 Planned	STIP Cost (2021-2027)	Remaining Cost (2028+)
Santee Lynches											
Bishopville Bypass	Lee	Santee Lynches	\$2,500 PE	\$1,400 RW		\$14,334 CON (AC) \$7,167 CON (ACC)	\$7,167 CON (ACC)	\$7,167 CON (ACC)		\$25,401	50

 Pending Changes
 Submitted Changes
 Approved Changes

Dollar amounts are reported in 1000's.

Program Summary with Project Detail Report
STIP 2021-2027

System Upgrade - Rural

Highway

	County	COG/MPO	2021 Planned	2022 Planned	2023 Planned	2024 Planned	2025 Planned	2026 Planned	2027 Planned	STIP Cost (2021-2027)	Remaining Cost (2028+)
Upper Savannah											
US 25 from Greenhouse Road to SC 19	Edgefield	Upper Savannah								\$0	\$14,000

- Pending Changes
- Submitted Changes
- Approved Changes

Dollar amounts are reported in 1000's.

Program Summary with Project Detail Report
STIP 2021-2027

System Upgrade - Rural

Highway

	County	COG/MPO	2021 Planned	2022 Planned	2023 Planned	2024 Planned	2025 Planned	2026 Planned	2027 Planned	STIP Cost (2021-2027)	Remaining Cost (2028+)
Waccamaw											
US 501 & Enoch - Conway			\$400 CON							\$400	\$0
Andrews Bypass	Georgetown, Williamsburg	Waccamaw	\$0 RW \$0 CON \$0 CON (AC) \$0 CON (ACC)	\$0 RW \$24,000 CON (AC) \$12,000 CON \$0 CON (ACC)	\$0 RW \$0 CON (AC) \$12,000 CON (ACC) \$0 CON	\$0 CON (AC) \$12,000 CON (ACC) \$0 CON				\$36,000	\$0
Main St. & MLK	Williamsburg	Waccamaw	\$50 RW	\$500 CON						\$550	\$0

*Denotes Lump Sum project. See Lump Sum Summary for project breakdown.

 Pending Changes
 Submitted Changes
 Approved Changes

Dollar amounts are reported in 1000's.

Program Summary with Project Detail Report
STIP 2021-2027

Highway

System Upgrade - Rural

	2021	2022	2023	2024	2025	2026	2027	STIP Cost (2021-2027)	Remaining Cost (2028+)
Total Apportioned (+)	\$45,007	\$45,007	\$45,007	\$45,007	\$45,007	\$45,007	\$45,007	\$315,049	
Total Planned (-)	\$28,526	\$56,614	\$21,639	\$29,834	\$8,886	\$10,395	\$3,188	\$159,082	\$14,000
Total Debt Service (-)	\$8,990	\$3,438						\$12,428	
Total Advancement (+)		\$2,670		\$4,347				\$7,017	
Total Payback (-)	\$12,082	\$10,350	\$4,240			\$1,159	\$3,188	\$31,019	
Difference	(\$4,591)	(\$22,725)	\$19,128	\$19,520	\$36,121	\$33,453	\$38,631	\$119,537	(\$14,000)
Total Planned Breakdown									
Planned Projects	\$25,027	\$50,285	\$9,639	\$10,667	\$1,719	\$3,228	\$3,188	\$103,753	\$14,000
Planned Project AC		\$24,000		\$14,334				\$38,334	
Planned Project AC Conversion	\$3,500	\$6,329	\$12,000	\$19,167	\$7,167	\$7,167		\$55,330	

■	Pending Changes
■	Submitted Changes
■	Approved Changes

Dollar amounts are reported in 1000's.

Program Summary with Project Detail Report
STIP 2021-2027

Highway

	County	COG/MPO	2021 Planned	2022 Planned	2023 Planned	2024 Planned	2025 Planned	2026 Planned	2027 Planned	STIP Cost (2021-2027)
C Program										
Maybank Highway Complete Streets and Safety Improvement Project	Charleston	CHATS	\$247 CON							\$247
Intersection Improvements - S-485 (Old Cherokee) and S-408 (Pilgrim Church Rd)	Lexington	COATS	\$705 CON							\$705
Coastal Carolina Pedestrian Safety Improvements	Horry	GSATS		\$300 CON						\$300
SC 160/I-77 Interchange Reconfiguration	York	RFATS	\$1,000 RW							\$1,000

*Denotes Lump Sum project. See Lump Sum Summary for project breakdown.

 Pending Changes
 Submitted Changes
 Approved Changes

Dollar amounts are reported in 1000's.

Program Summary with Project Detail Report
STIP 2021-2027

Highway

	2021	2022	2023	2024	2025	2026	2027	STIP Cost (2021-2027)
Total Apportioned (+)	\$1,952	\$300						\$2,252
Total Planned (-)	\$1,951	\$300						\$2,251
Total Debt Service (-)								
Total Advancement (+)								
Total Payback (-)								
Difference	\$1	\$0	\$0	\$0	\$0	\$0	\$0	\$1

Total Planned Breakdown

Planned Projects	\$1,952	\$300	\$0	\$0	\$0	\$0	\$0	\$2,252
Planned Project AC								
Planned Project AC Conversion								

■ Pending Changes
■ Submitted Changes
■ Approved Changes

Dollar amounts are reported in 1000's.

Program Summary with Project Detail Report
STIP 2021-2027

Highway

	County	COG/MPO	2021 Planned	2022 Planned	2023 Planned	2024 Planned	2025 Planned	2026 Planned	2027 Planned	STIP Cost (2021-2027)
Bicycle & Pedestrian										
Coastal Carolina Pedestrian Safety Improvements	Horry	GSATS		\$425 CON						\$425

- Pending Changes
- Submitted Changes
- Approved Changes

Dollar amounts are reported in 1000's.

Program Summary with Project Detail Report
STIP 2021-2027

Highway

	County	COG/MPO	2021 Planned	2022 Planned	2023 Planned	2024 Planned	2025 Planned	2026 Planned	2027 Planned	STIP Cost (2021-2027)
MPO										
Woodside Streetscape Project	Greenville	GPATS	\$107 CON							\$107
Manning Avenue Revitalization Plan Project	Sumter	SUATS	\$6,832 CON							\$6,832
N. Main Street Revitalization Plan Project	Sumter	SUATS	\$6,832 CON							\$6,832

- Pending Changes
- Submitted Changes
- Approved Changes

Dollar amounts are reported in 1000's.

Program Summary with Project Detail Report
STIP 2021-2027

Highway

	County	COG/MPO	2021 Planned	2022 Planned	2023 Planned	2024 Planned	2025 Planned	2026 Planned	2027 Planned	STIP Cost (2021-2027)
Rural										
Coastal Carolina Pedestrian Safety Improvements	Horry	GSATS	550 RW							550

*Denotes Lump Sum project. See Lump Sum Summary for project breakdown.

- Pending Changes
- Submitted Changes
- Approved Changes

Dollar amounts are reported in 1000's.

Program Summary with Project Detail Report
STIP 2021-2027

Highway

Enhancement

	2021	2022	2023	2024	2025	2026	2027	STIP Cost (2021-2027)
Total Apportioned (+)	\$13,820	\$425						\$14,245
Total Planned (-)	\$13,820	\$425						\$14,245
Total Debt Service (-)								
Total Advancement (+)								
Total Payback (-)								
Difference	\$0	\$0	\$0	\$0	\$0	\$0	\$0	\$0

Total Planned Breakdown

Planned Projects	\$13,821	\$425	\$0	\$0	\$0	\$0	\$0	\$14,246
Planned Project AC								
Planned Project AC Conversion								

■ Pending Changes
■ Submitted Changes
■ Approved Changes

Dollar amounts are reported in 1000's.

Program Summary with Project Detail Report
STIP 2021-2027

Federal Lands

Highway

	County	COG/MPO	2021 Planned	2022 Planned	2023 Planned	2024 Planned	2025 Planned	2026 Planned	2027 Planned	STIP Cost (2021-2027)
Federal Lands										
S-98 (Halfway Creek Road) (Steed Creek Road (S-10-1032) to 3.0 miles South of Steed Creek Road)	Charleston	BCD	\$55 PE \$867 CON							\$921
Kingfisher Pond Access Road FLAP project	Jasper	LATS	\$35 CON							\$35

*Denotes Lump Sum project. See Lump Sum Summary for project breakdown.

- Pending Changes
- Submitted Changes
- Approved Changes

Dollar amounts are reported in 1000's.

Program Summary with Project Detail Report
STIP 2021-2027

Highway

Federal Lands

	2021	2022	2023	2024	2025	2026	2027	STIP Cost (2021-2027)
Total Apportioned (+)								
Total Planned (-)	\$956							\$956
Total Debt Service (-)								
Total Advancement (+)								
Total Payback (-)								
Difference	(\$956)	\$0	\$0	\$0	\$0	\$0	\$0	(\$956)

Total Planned Breakdown

Planned Projects	\$956	\$0	\$0	\$0	\$0	\$0	\$0	\$956
Planned Project AC								
Planned Project AC Conversion								

■ Pending Changes
■ Submitted Changes
■ Approved Changes

Dollar amounts are reported in 1000's.

Program Summary with Project Detail Report
STIP 2021-2027

Highway

	County	COG/MPO	2021 Planned	2022 Planned	2023 Planned	2024 Planned	2025 Planned	2026 Planned	2027 Planned	STIP Cost (2021-2027)
Beaufort Sales Tax										
US 278 Corridor Improvements	Beaufort	LATS				\$204,880 CON				\$204,880

- Pending Changes
- Submitted Changes
- Approved Changes

Dollar amounts are reported in 1000's.

Program Summary with Project Detail Report
STIP 2021-2027

Highway

	County	COG/MPO	2021 Planned	2022 Planned	2023 Planned	2024 Planned	2025 Planned	2026 Planned	2027 Planned	STIP Cost (2021-2027)
City of Rock Hill										
I-77 Panther's Interchange (MM81)	York	RFATS	\$1,000 CON							\$1,000

 Pending Changes
 Submitted Changes
 Approved Changes

Dollar amounts are reported in 1000's.

Program Summary with Project Detail Report
STIP 2021-2027

Highway

	County	COG/MPO	2021 Planned	2022 Planned	2023 Planned	2024 Planned	2025 Planned	2026 Planned	2027 Planned	STIP Cost (2021-2027)
CTC										
US 501 & Enoch - Conway			\$636 CON							\$636
Assembly Street Phase II (Pendleton Street to Lady Street)	Richland	COATS		\$9 CON						\$9
S-57 & S-111 Intersection Improvement	Horry	GSATS	\$1,192 CON							\$1,192

 Pending Changes
 Submitted Changes
 Approved Changes

Dollar amounts are reported in 1000's.

Program Summary with Project Detail Report
STIP 2021-2027

Highway

	County	COG/MPO	2021 Planned	2022 Planned	2023 Planned	2024 Planned	2025 Planned	2026 Planned	2027 Planned	STIP Cost (2021-2027)
Dorchester Sales Tax										
US 78 - Phase III (West of Old Orangeburg Rd (S-22) to Berlin Myers Parkway)	Dorchester	CHATS		\$2,193 RW						\$2,193

- Pending Changes
- Submitted Changes
- Approved Changes

Dollar amounts are reported in 1000's.

Program Summary with Project Detail Report
STIP 2021-2027

Highway

	County	COG/MPO	2021 Planned	2022 Planned	2023 Planned	2024 Planned	2025 Planned	2026 Planned	2027 Planned	STIP Cost (2021-2027)
Horry Sales Tax										
Conway Perimeter Road Phase II	Horry	GSATS	\$5,000 RW		\$11,400 CON					\$16,400
Forestbrook Road (S-137) Widening	Horry	GSATS	\$15,000 RW			\$69,100 CON				\$84,100
Fred Nash Boulevard Connection	Horry	GSATS	\$3,000 RW	\$14,800 CON						\$17,800
SC 31 Extension to NC	Horry	GSATS		\$10,000 RW			\$160,000 CON			\$170,000
SELL	Horry	GSATS		\$15,000 RW						\$15,000
US 501 Realignment from Broadway Street to 7th Avenue North	Horry	GSATS	\$5,500 RW	\$6,900 CON						\$12,400
US 701 North Widening (North Conway)	Horry	GSATS		\$50,100 CON						\$50,100
US Highway 17 Bus Intersection Improvements - Garden City	Horry	GSATS	\$5,000 RW	\$13,300 CON						\$18,300
US Hwy 501 Corridor Improvements	Horry	GSATS	\$7,500 RW	\$40,000 CON						\$47,500
SC Highway 9 East Widening	Horry	Waccamaw	\$4,000 RW	\$16,200 CON						\$20,200
US Highway 701 Widening	Horry	Waccamaw		\$5,000 CON						\$5,000

 Pending Changes
 Submitted Changes
 Approved Changes

Dollar amounts are reported in 1000's.

Program Summary with Project Detail Report
STIP 2021-2027

Highway

	County	COG/MPO	2021 Planned	2022 Planned	2023 Planned	2024 Planned	2025 Planned	2026 Planned	2027 Planned	STIP Cost (2021-2027)
Local										
Charleston/Berkeley (I-26) Rest Areas at MM 204	Berkeley, Charleston	CHATS	\$250 RW							\$250
Airport Connector Road	Charleston	CHATS	\$10,773 CON							\$10,773
Palmetto Commerce Interchange (I-26 @ MP 206)	Charleston	CHATS	\$14,720 CON	\$7,360 CON						\$22,080
Palmetto Commerce Phase III	Charleston	CHATS	\$787 PE \$30,637 RW \$10,100 CON	\$12,255 RW \$36,360 CON	\$54,540 CON					\$144,679
Phase III Berlin Myers Parkway	Dorchester	CHATS	\$10,000 CON	\$12,500 CON	\$12,500 CON					\$35,000
Intersection Improvements - S-408 (Old Cherokee) and S-204 (St Peters Rd)	Lexington	COATS	\$1,259 CON							\$1,259
Woodside Streetscape Project	Greenville	GPATS	\$310 CON							\$310
Clemson University Biking & Walking Trail - Segment 2	Pickens	GPATS		\$30 RW	\$220 CON					\$250
Coastal Carolina Pedestrian Safety Improvements	Horry	GSATS		\$200 CON						\$200
Hub City Connector - Bicycle Pedestrian Improvements, Part of Palmetto Trail - Mary Black Rail Trail	Spartanburg	SPATS	\$272 CON							\$272
Orangeburg - I-26 Rest Areas at MM150	Orangeburg	Upper Savannah	\$250 RW							\$250

 Pending Changes
 Submitted Changes
 Approved Changes

Dollar amounts are reported in 1000's.

Program Summary with Project Detail Report
STIP 2021-2027

Highway

	County	COG/MPO	2021 Planned	2022 Planned	2023 Planned	2024 Planned	2025 Planned	2026 Planned	2027 Planned	STIP Cost (2021-2027)
Panthers, LLC										
I-77 Panther's Interchange (MM81)	York	RFATS	58,000 CON							58,000

 Pending Changes
 Submitted Changes
 Approved Changes

Dollar amounts are reported in 1000's.

Program Summary with Project Detail Report
STIP 2021-2027

Highway

	County	COG/MPO	2021 Planned	2022 Planned	2023 Planned	2024 Planned	2025 Planned	2026 Planned	2027 Planned	STIP Cost (2021-2027)
Richland Sales Tax										
*Leesburg Road (SC 262)	Richland	COATS	\$4,000 CON							\$4,000

 Pending Changes
 Submitted Changes
 Approved Changes

Dollar amounts are reported in 1000's.

Program Summary with Project Detail Report
STIP 2021-2027

Highway

	County	COG/MPO	2021 Planned	2022 Planned	2023 Planned	2024 Planned	2025 Planned	2026 Planned	2027 Planned	STIP Cost (2021-2027)
State Commerce										
I-77 Panther's Interchange (MM81)	York	RFATS	\$21,500 CON							\$21,500

- Pending Changes
- Submitted Changes
- Approved Changes

Dollar amounts are reported in 1000's.

Program Summary with Project Detail Report
STIP 2021-2027

Highway

	County	COG/MPO	2021 Planned	2022 Planned	2023 Planned	2024 Planned	2025 Planned	2026 Planned	2027 Planned	STIP Cost (2021-2027)
Sumter Sales Tax										
SUATS Tax-Funded Multiple Sidewalks Projects	Sumter	SUATS	\$684 CON	\$684 CON						\$1,368

*Denotes Lump Sum project. See Lump Sum Summary for project breakdown.

- Pending Changes
- Submitted Changes
- Approved Changes

Dollar amounts are reported in 1000's.

Program Summary with Project Detail Report
STIP 2021-2027

Highway

	2021	2022	2023	2024	2025	2026	2027	STIP Cost (2021-2027)
Total Apportioned (+)								
Total Planned (-)	\$161,370	\$242,891	\$78,660	\$273,979	\$160,000			\$916,900
Total Debt Service (-)								
Total Advancement (+)								
Total Payback (-)								
Difference	(\$161,370)	(\$242,891)	(\$78,660)	(\$273,979)	(\$160,000)	\$0	\$0	(\$916,900)
Total Planned Breakdown								
Planned Projects	\$161,370	\$242,891	\$78,660	\$273,980	\$160,000	\$0	\$0	\$916,901
Planned Project AC								
Planned Project AC Conversion								

■ Pending Changes
■ Submitted Changes
■ Approved Changes

Dollar amounts are reported in 1000's.

Program Summary with Project Detail Report
STIP 2021-2027

System Upgrade - Urban

Highway

	County	COG/MPO	2021 Planned	2022 Planned	2023 Planned	2024 Planned	2025 Planned	2026 Planned	2027 Planned	STIP Cost (2021-2027)	Remaining Cost (2028+)
ANATS											
Concord Road @ N. Main/Whitehall	Anderson	ANATS		\$100 RW		\$500 CON				\$600	\$0
Intersection Improvements - Monroe Street at Market Street	Anderson	ANATS							\$1,750 CON	\$1,750	\$0
Intersection Improvements - SC 187 at Whitehall Road Extension	Anderson	ANATS	\$3,000 CON							\$3,000	\$0
Midway Road, Harriett Circle and Crestview Road Intersection Improvement	Anderson	ANATS	\$400 RW	\$2,500 CON						\$2,900	\$0
Multi-Use Path	Anderson	ANATS	\$4,000 CON							\$4,000	\$0
Quinn @ Railroad Intersection Improvement	Anderson	ANATS								\$0	\$1,285
S. Main @ Shockley Ferry/Lewis St	Anderson	ANATS	\$275 PE	\$250 RW		\$940 CON				\$1,465	\$0
Whitner St @ I Street	Anderson	ANATS								\$0	\$1,445

■ Pending Changes
■ Submitted Changes
■ Approved Changes

Dollar amounts are reported in 1000's.

Program Summary with Project Detail Report
STIP 2021-2027

System Upgrade - Urban

Highway

	County	COG/MPO	2021 Planned	2022 Planned	2023 Planned	2024 Planned	2025 Planned	2026 Planned	2027 Planned	STIP Cost (2021-2027)	Remaining Cost (2028+)
ARTS											
Hitchcock Parkway	Aiken	ARTS	\$8,200 CON							\$8,200	\$0
SC 126	Aiken	ARTS	\$12,000 CON (ACC)							\$12,000	\$0
SC 19 (Whiskey Road) at Old Whiskey Rd/White Pond Road	Aiken	ARTS	\$1,250 CON							\$1,250	\$0

■	Pending Changes
■	Submitted Changes
■	Approved Changes

Dollar amounts are reported in 1000's.

Program Summary with Project Detail Report
STIP 2021-2027

System Upgrade - Urban

Highway

	County	COG/MPO	2021 Planned	2022 Planned	2023 Planned	2024 Planned	2025 Planned	2026 Planned	2027 Planned	STIP Cost (2021-2027)	Remaining Cost (2028+)
CHATS											
CHATS - Regional Park and Ride Development Project	Berkeley, Charleston, Dorchester	BCD, CHATS	\$1,000 CON	\$1,000 CON						\$2,000	\$0
CHATS - Complete Streets - Moncks Corner Signal Improvements	Berkeley	CHATS	\$930 CON							\$930	\$0
Clements Ferry Road - Phase II	Berkeley	CHATS	\$9,000 CON (ACC)		\$9,000 CON (ACC)					\$18,000	\$0
CHATS Management & Implementation - Long Range Transportation Plan FY2021	Berkeley, Charleston, Darlington	CHATS	\$31 PL							\$31	\$0
CHATS - Bike/Pedestrian & Safety	Berkeley, Charleston, Dorchester	CHATS	\$38 PL	\$38 PL						\$76	\$0
CHATS - Regional Freight Plan	Berkeley, Charleston, Dorchester	CHATS	\$31 PL	\$31 PL						\$62	\$0
CHATS - Regional Intelligent Transportation System (ITS) Plan	Berkeley, Charleston, Dorchester	CHATS	\$63 PL	\$63 PL						\$126	\$0
CHATS - Transportation Modeling/Simulation System	Berkeley, Charleston, Dorchester	CHATS	\$63 PL							\$63	\$0
CHATS Management & Implementation - Long Range Transportation Plan FY2022	Berkeley, Charleston, Dorchester	CHATS		\$31 PL						\$31	\$0
CHATS -Management & Implementation of Congestion Management Plan FY2021	Berkeley, Charleston, Dorchester	CHATS	\$31 PL							\$31	\$0
CHATS -Management & Implementation of Congestion Management Plan FY2022	Berkeley, Charleston, Dorchester	CHATS		\$31 PL						\$31	\$0
CHATS Regional Bike/Ped Plan Maintenance & Implementation	Berkeley, Charleston, Dorchester	CHATS		\$31 PL						\$31	\$0
CHATS Regional Bike/Ped Plan Maintenance & Implementation FY 21	Berkeley, Charleston, Dorchester	CHATS	\$31 PL							\$31	\$0
ITS System Implementation	Berkeley, Charleston, Dorchester	CHATS	\$1,000 CON	\$1,000 CON						\$2,000	\$0
Regional Transit Framework Plan	Berkeley, Charleston, Dorchester	CHATS	\$31 PL	\$31 PL						\$62	\$0
Complete Streets - Daniel Island Improvements	Charleston	CHATS	\$200 CON							\$200	\$0
Folly Road Complete Streets Project	Charleston	CHATS	\$1,500 CON							\$1,500	\$0
Maybank Highway Complete Streets and Safety Improvement Project	Charleston	CHATS	\$988 CON							\$988	\$0

■ Pending Changes
■ Submitted Changes
■ Approved Changes

Dollar amounts are reported in 1000's.

Program Summary with Project Detail Report
STIP 2021-2027

System Upgrade - Urban

Highway

	County	COG/MPO	2021 Planned	2022 Planned	2023 Planned	2024 Planned	2025 Planned	2026 Planned	2027 Planned	STIP Cost (2021-2027)	Remaining Cost (2028+)
Sweetgrass Basket Parkway - Phase 4B	Charleston	CHATS	\$3,261 RW		\$8,154 CON					\$11,416	\$0
Phase III Berlin Myers Parkway	Dorchester	CHATS	\$24,000 CON (AC) \$12,500 CON	\$12,000 CON (ACC)	\$12,000 CON (ACC)					\$36,500	\$0
US 78 - Phase III (West of Old Orangeburg Rd (S-22) to Berlin Myers Parkway)	Dorchester	CHATS	\$4,557 RW							\$4,557	\$0

 Pending Changes
 Submitted Changes
 Approved Changes

Dollar amounts are reported in 1000's.

Program Summary with Project Detail Report
STIP 2021-2027

System Upgrade - Urban

Highway

	County	COG/MPO	2021 Planned	2022 Planned	2023 Planned	2024 Planned	2025 Planned	2026 Planned	2027 Planned	STIP Cost (2021-2027)	Remaining Cost (2028+)
COATS											
Interchange Improvement - I-26 at US 21 (Exit 119)	Lexington	COATS	\$1,700 RW							\$1,700	\$0
S-48 (Columbia Avenue)	Lexington	COATS	\$5,000 RW	\$5,000 RW \$24,525 CON (AC) \$8,175 CON	\$8,175 CON (ACC)	\$8,175 CON (ACC)	\$8,175 CON (ACC)			\$42,700	\$0
*Leesburg Road (SC 262)	Richland	COATS	\$28,164 CON (AC) \$14,082 CON	\$14,082 CON (ACC)	\$14,082 CON (ACC)					\$42,246	\$0
Assembly Street Phase II (Pendleton Street to Lady Street)	Richland	COATS		\$3,000 CON						\$3,000	\$0
Intersection Improvements - SC 262 (Leesburg Road) at Patricia Drive	Richland	COATS	\$1,400 CON (AC) \$700 CON	\$700 CON (ACC)	\$700 CON (ACC)					\$2,100	\$0

■	Pending Changes
■	Submitted Changes
■	Approved Changes

Dollar amounts are reported in 1000's.

Program Summary with Project Detail Report
STIP 2021-2027

System Upgrade - Urban

Highway

	County	COG/MPO	2021 Planned	2022 Planned	2023 Planned	2024 Planned	2025 Planned	2026 Planned	2027 Planned	STIP Cost (2021-2027)	Remaining Cost (2028+)
FLATS											
David H. Mcleod Blvd.			\$25 PL							\$25	\$0
Radio Dr./Ebenezer Rd.			\$50 PL							\$50	\$0
S. Irby & Second Loop Rd. & Pamplico Hwy			\$50 PL							\$50	\$0

 Pending Changes
 Submitted Changes
 Approved Changes

Dollar amounts are reported in 1000's.

Program Summary with Project Detail Report
STIP 2021-2027

System Upgrade - Urban

Highway

	County	COG/MPO	2021 Planned	2022 Planned	2023 Planned	2024 Planned	2025 Planned	2026 Planned	2027 Planned	STIP Cost (2021-2027)	Remaining Cost (2028+)
GPATS											
Augusta Street Area Bike	Greenville	GPATS		\$200 PL						\$200	\$0
Batesville Road (S-164) (Phase II) (Pelham Road to Pelham Road to the Parkway)	Greenville	GPATS				\$1,900 RW	\$8,500 CON (AC) \$2,500 CON	\$8,500 CON (ACC)		\$12,900	\$0
Butler Road (S-107) (Bridges Road to US 276)	Greenville	GPATS	\$1,000 RW		\$4,500 CON \$10,000 CON (AC)	\$10,000 CON (ACC)				\$15,500	\$0
Garlington Road from SC 146 to Roper Mountain Road	Greenville	GPATS		\$300 PL						\$300	\$0
Greer Taylors Greenway	Greenville	GPATS					\$25 PL			\$25	\$0
Grove Road from US 25 to W. Faris Road	Greenville	GPATS		\$500 PL						\$500	\$0
Haywood Road and Pelham Road	Greenville	GPATS		\$250 PL						\$250	\$0
Laurens Road Improvements (I-85 to Innovation Drive)	Greenville	GPATS					\$40 PL			\$40	\$0
Mauldin Golden Strip Gateway	Greenville	GPATS		\$150 PL						\$150	\$0
Pleasantburg Drive and Rutherford Road	Greenville	GPATS		\$250 PL						\$250	\$0
Roper Mountain Extension (S-547) (Pelham Road to Roper Mountain Road)	Greenville	GPATS	\$5,500 CON (ACC)							\$5,500	\$0
Roper Mountain Road (S-548) (Roper Mountain Rd Extension (S-547) to Garlington Rd)	Greenville	GPATS	\$4,500 CON (ACC)							\$4,500	\$0
SC 253 (E Blue Ridge Rd) @ US 276 (Poinsett Hwy) Intersection Improvement	Greenville	GPATS					\$35 PL			\$35	\$0
Traffic Signal Retiming Corridor - East Butler (Mauldin)	Greenville	GPATS	\$70 CON							\$70	\$0
Traffic Signal Retiming Corridor - Fairview Road (Simpsonville)	Greenville	GPATS	\$90 CON							\$90	\$0
Traffic Signal Retiming Corridor - US 276 (Cherrydale)	Greenville	GPATS	\$80 CON							\$80	\$0
Travelers Rest Shared Use Path	Greenville	GPATS					\$20 PL			\$20	\$0
US 123 Academy St. Improvements (Pendleton St to Washington Ave)	Greenville	GPATS					\$60 PL			\$60	\$0
US 25 (White Horse Rd) @ SC 253 (W Blue Ridge Rd) Intersection Improvements	Greenville	GPATS					\$25 PL			\$25	\$0
US 29/Mills Avenue from Augusta Street to Stevens Street	Greenville	GPATS		\$500 PL						\$500	\$0
Woodruff Road Parallel	Greenville	GPATS		\$28,350 RW (AC) \$8,750 RW	\$9,450 RW (ACC)	\$9,450 RW (ACC)	\$9,450 RW (ACC)		\$76,000 CON	\$113,100	\$0
City of Easley Doodle Trail Extension	Pickens	GPATS		\$150 PL						\$150	\$0

- Pending Changes
- Submitted Changes
- Approved Changes

Dollar amounts are reported in 1000's.

Program Summary with Project Detail Report
STIP 2021-2027

System Upgrade - Urban

Highway

	County	COG/MPO	2021 Planned	2022 Planned	2023 Planned	2024 Planned	2025 Planned	2026 Planned	2027 Planned	STIP Cost (2021-2027)	Remaining Cost (2028+)
Clemson-Central Green Crescent Connector	Pickens	GPATS		\$150 PL						\$150	\$0
Intersection Improvements - SC 183 at Jameson Road	Pickens	GPATS			\$2,000 CON					\$2,000	\$0
Traffic Signal Retiming Corridor - SC 93 (Clemson)	Pickens	GPATS	\$50 CON							\$50	\$0

- Pending Changes
- Submitted Changes
- Approved Changes

Dollar amounts are reported in 1000's.

Program Summary with Project Detail Report
STIP 2021-2027

System Upgrade - Urban

Highway

	County	COG/MPO	2021 Planned	2022 Planned	2023 Planned	2024 Planned	2025 Planned	2026 Planned	2027 Planned	STIP Cost (2021-2027)	Remaining Cost (2028+)
GSATS											
Black River Road	Georgetown	GSATS	\$450 RW				\$4,100 CON			\$4,550	\$0
Riverwood Dr. & Old Kings Hwy	Georgetown	GSATS	\$325 RW		\$4,000 CON					\$4,325	\$0
Broadway/Oak/9th Ave. N. Myrtle Beach	Horry	GSATS					\$325 RW	\$3,350 CON		\$3,675	\$0
S-57 & S-111 Intersection Improvement	Horry	GSATS	\$2,350 CON							\$2,350	\$0
Tournament Blvd. & McDowell Shortcut	Horry	GSATS	\$600 RW	\$3,650 CON						\$4,250	\$0
US 17 and 27th Avenue S. - North Myrtle Beach	Horry	GSATS		\$200 RW			\$1,400 CON			\$1,600	\$0
US 17 Bypass (Shetland to Backgate)	Horry	GSATS		\$4,700 CON \$7,500 CON (AC)	\$7,500 CON (ACC)					\$12,200	\$0
US 378 and 16th Avenue Conway	Horry	GSATS		\$188 RW			\$1,750 CON			\$1,938	\$0

■	Pending Changes
■	Submitted Changes
■	Approved Changes

Dollar amounts are reported in 1000's.

Program Summary with Project Detail Report
STIP 2021-2027

Highway

	County	COG/MPO	2021 Planned	2022 Planned	2023 Planned	2024 Planned	2025 Planned	2026 Planned	2027 Planned	STIP Cost (2021-2027)	Remaining Cost (2028+)
RFATS											
Intersection Improvements - US 521 at Marvin Road Intersection	Lancaster	RFATS	\$2,843 CON							\$2,843	50
Celanese/Cherry Rd/ I-77 Interchange (Exits 82 A,B,C)	York	RFATS	\$2,000 RW		\$12,000 CON					\$14,000	50
SC 160/I-77 Interchange Reconfiguration	York	RFATS	\$5,500 RW	\$17,887 CON (AC)		\$17,887 CON (ACC)				\$23,387	50

	Pending Changes
	Submitted Changes
	Approved Changes

Dollar amounts are reported in 1000's.

Program Summary with Project Detail Report
STIP 2021-2027

System Upgrade - Urban

Highway

	County	COG/MPO	2021 Planned	2022 Planned	2023 Planned	2024 Planned	2025 Planned	2026 Planned	2027 Planned	STIP Cost (2021-2027)	Remaining Cost (2028+)
SPATS											
City of Spartanburg Traffic Signal Systems - US 29/Pine St System Retiming	Spartanburg	SPATS		\$85 CON						\$85	\$0
City of Spartanburg Traffic Signal Systems - N. Church St System Retiming	Spartanburg	SPATS	\$120 CON							\$120	\$0
City of Spartanburg Traffic Signal Systems - N. Pine St System Retiming	Spartanburg	SPATS		\$85 CON						\$85	\$0
City of Spartanburg Traffic Signal Systems - SC 290/SC 296 System Retiming	Spartanburg	SPATS		\$55 CON						\$55	\$0
City of Spartanburg Traffic Signal Systems - SC 9 at Mudcreek, SC 9 at SC 292 Retiming	Spartanburg	SPATS			\$70 CON					\$70	\$0
City of Spartanburg Traffic Signal Systems - SC 9 Retiming (11 Intersections)	Spartanburg	SPATS			\$175 CON					\$175	\$0
City of Spartanburg Traffic Signal Systems - Spartanburg CBD Retiming	Spartanburg	SPATS		\$85 CON						\$85	\$0
City of Spartanburg Traffic Signal Systems - US 29 (City) Retiming	Spartanburg	SPATS			\$85 CON					\$85	\$0
Country Club Road Corridor Project	Spartanburg	SPATS	\$11,000 CON							\$11,000	\$0
Intersection Improvements - Blackstock Rd. and College Dr.	Spartanburg	SPATS			\$30 PL	\$470 PE		\$600 RW	\$3,000 CON	\$4,100	\$0
Intersection Improvements - SC 101 and Rogers Bridge Rd	Spartanburg	SPATS			\$20 PL	\$330 PE		\$100 RW		\$450	\$675
Intersection Improvements - SC 129 and Holly Springs Rd	Spartanburg	SPATS	\$1,150 CON							\$1,150	\$0
Intersection Improvements - SC 215 (Blackstock Rd.) and SC 296 (Reidville Rd.)	Spartanburg	SPATS	\$30 PL	\$300 PE		\$200 RW	\$1,200 CON			\$1,730	\$0
Intersection Improvements - SC 296 (Reidville Rd.) and Anderson Mill Rd	Spartanburg	SPATS	\$30 PL	\$320 PE	\$500 RW	\$1,350 CON				\$2,200	\$0
Intersection Improvements - SC 358 and Pine Ridge Rd	Spartanburg	SPATS	\$3,050 CON							\$3,050	\$0
Intersection Improvements - SC 85 and I-585/Hearon Circle	Spartanburg	SPATS	\$40 PL	\$660 PE	\$1,000 RW	\$6,000 CON				\$7,700	\$0
Intersection Improvements - SC 9 (Boiling Springs Rd) and 4th St./Shoally Creek Rd.	Spartanburg	SPATS	\$1,200 RW	\$2,700 CON						\$3,900	\$0
Intersection Improvements - SC 9 (Boiling Springs Rd.) and Farris Bridge Rd	Spartanburg	SPATS		\$30 PL	\$270 PE		\$250 RW		\$1,800 CON	\$2,350	\$0
Intersection Improvements - US 29 and Gap Creek Rd	Spartanburg	SPATS			\$30 PL	\$470 PE		\$700 RW	\$2,600 CON	\$3,800	\$0
Intersection Improvements - US 29 and Pine Ridge Rd	Spartanburg	SPATS	\$1,150 CON							\$1,150	\$0

■ Pending Changes
■ Submitted Changes
■ Approved Changes

Dollar amounts are reported in 1000's.

Program Summary with Project Detail Report
STIP 2021-2027

Highway

	County	COG/MPO	2021 Planned	2022 Planned	2023 Planned	2024 Planned	2025 Planned	2026 Planned	2027 Planned	STIP Cost (2021-2027)	Remaining Cost (2028+)
Wadsworth Trail Phase 5	Spartanburg	SPATS	\$100 PE \$150 RW \$750 CON							\$1,000	\$0

*Denotes Lump Sum project. See Lump Sum Summary for project breakdown.

 Pending Changes
 Submitted Changes
 Approved Changes

Dollar amounts are reported in 1000's.

Program Summary with Project Detail Report
STIP 2021-2027

Highway

System Upgrade - Urban

	2021	2022	2023	2024	2025	2026	2027	STIP Cost (2021-2027)	Remaining Cost (2028+)
Total Apportioned (+)	\$92,993	\$92,993	\$92,993	\$92,993	\$92,993	\$92,993	\$92,993	\$650,951	
Total Planned (-)	\$130,115	\$72,321	\$93,741	\$57,672	\$29,355	\$13,250	\$85,150	\$481,604	\$3,405
Total Debt Service (-)	\$15,219	\$4,462						\$19,681	
Total Advancement (+)	\$6,236			\$1,404				\$7,640	
Total Payback (-)	\$4,183	\$11,947	\$3,107	\$2,881	\$1,404			\$23,522	
Difference	(\$50,288)	\$4,263	(\$3,855)	\$33,844	\$62,234	\$79,743	\$7,843	\$133,784	(\$3,405)
Total Planned Breakdown									
Planned Projects	\$99,115	\$45,539	\$32,834	\$12,160	\$11,730	\$4,750	\$85,150	\$291,279	\$3,405
Planned Project AC	\$53,564	\$78,262	\$10,000		\$8,500			\$150,326	
Planned Project AC Conversion	\$31,000	\$26,782	\$60,907	\$45,512	\$17,625	\$8,500		\$190,326	

■ Pending Changes
■ Submitted Changes
■ Approved Changes

Dollar amounts are reported in 1000's.

Program Summary with Project Detail Report
STIP 2021-2027

Highway

Other Allocated Funds

	County	COG/MPO	2021 Planned	2022 Planned	2023 Planned	2024 Planned	2025 Planned	2026 Planned	2027 Planned	STIP Cost (2021-2027)
Appalachian Development										
Woodside Streetscape Project	Greenville	GPATS	\$313 CON							\$313
Clemson University Biking & Walking Trail - Segment 2	Pickens	GPATS		\$30 RW	\$220 CON					\$250
Hub City Connector - Bicycle Pedestrian Improvements, Part of Palmetto Trail - Mary Black Rail Trail	Spartanburg	SPATS	\$272 CON							\$272

- Pending Changes
- Submitted Changes
- Approved Changes

Dollar amounts are reported in 1000's.

Program Summary with Project Detail Report
STIP 2021-2027

Other Allocated Funds

Highway

	County	COG/MPO	2021 Planned	2022 Planned	2023 Planned	2024 Planned	2025 Planned	2026 Planned	2027 Planned	STIP Cost (2021-2027)
Appropriation										
Cross Island Parkway Toll Conversion	Beaufort	LATS	\$13,250 CON							\$13,250
Bishopville Bypass	Lee	Santee Lynches		\$500 RW		\$1,100 CON				\$1,600

 Pending Changes
 Submitted Changes
 Approved Changes




Dollar amounts are reported in 1000's.

Program Summary with Project Detail Report
STIP 2021-2027

Other Allocated Funds

Highway

	County	COG/MPO	2021 Planned	2022 Planned	2023 Planned	2024 Planned	2025 Planned	2026 Planned	2027 Planned	STIP Cost (2021-2027)
Earmark										
Operational/Shoulder Improvement - US 21/US 178 BP (Chestnut St)	Orangeburg	Lower Savannah	\$8,250 CON							\$8,250

	Pending Changes
	Submitted Changes
	Approved Changes

Dollar amounts are reported in 1000's.

Program Summary with Project Detail Report
STIP 2021-2027

Highway

Other Allocated Funds

	County	COG/MPO	2021 Planned	2022 Planned	2023 Planned	2024 Planned	2025 Planned	2026 Planned	2027 Planned	STIP Cost (2021-2027)
INFRA										
I-77 Panther's Interchange (MM81)	York	RFATS	\$34,598 CON							\$34,598

- Pending Changes
- Submitted Changes
- Approved Changes

Dollar amounts are reported in 1000's.

Program Summary with Project Detail Report
STIP 2021-2027

Other Allocated Funds

Highway

	County	COG/MPO	2021 Planned	2022 Planned	2023 Planned	2024 Planned	2025 Planned	2026 Planned	2027 Planned	STIP Cost (2021-2027)
SAFETEA-LU										
West Georgia Road (S-272) from Neely Ferry Road to Fork Shoals Road	Greenville	GPATS		\$250 RW		\$2,211 CON				\$2,461
Hub City Connector - Bicycle Pedestrian Improvements, Part of Palmetto Trail - Mary Black Rail Trail	Spartanburg	SPATS	\$791 CON							\$791

 Pending Changes
 Submitted Changes
 Approved Changes

Dollar amounts are reported in 1000's.

Program Summary with Project Detail Report
STIP 2021-2027

Highway

Other Allocated Funds

	County	COG/MPO	2021 Planned	2022 Planned	2023 Planned	2024 Planned	2025 Planned	2026 Planned	2027 Planned	STIP Cost (2021-2027)
USDOT Build Grant										
Ashley River Crossing Bike and Pedestrian Bridge			\$18,150 CON							\$18,150

*Denotes Lump Sum project. See Lump Sum Summary for project breakdown.

- Pending Changes
- Submitted Changes
- Approved Changes

Dollar amounts are reported in 1000's.

Program Summary with Project Detail Report
STIP 2021-2027

Highway

Other Allocated Funds

	2021	2022	2023	2024	2025	2026	2027	STIP Cost (2021-2027)
Total Apportioned (+)								
Total Planned (-)	\$75,622	\$780	\$220	\$3,311				\$79,933
Total Debt Service (-)								
Total Advancement (+)								
Total Payback (-)								
Difference	(\$75,622)	(\$780)	(\$220)	(\$3,311)	\$0	\$0	\$0	(\$79,933)
Total Planned Breakdown								
Planned Projects	\$75,622	\$780	\$220	\$3,311	\$0	\$0	\$0	\$79,934
Planned Project AC								
Planned Project AC Conversion								

■ Pending Changes
■ Submitted Changes
■ Approved Changes

Dollar amounts are reported in 1000's.

Program Summary with Project Detail Report
STIP 2021-2027

Highway

	County	COG/MPO	2021 Planned	2022 Planned	2023 Planned	2024 Planned	2025 Planned	2026 Planned	2027 Planned	STIP Cost (2021-2027)
Metro PL										
*Planning - Statewide - MPO			\$4,247 PL	\$4,247 PL	\$4,247 PL	\$4,247 PL	\$4,247 PL	\$4,247 PL	\$4,247 PL	\$29,727

 Pending Changes
 Submitted Changes
 Approved Changes

Dollar amounts are reported in 1000's.

Program Summary with Project Detail Report
STIP 2021-2027

Highway

	County	COG/MPO	2021 Planned	2022 Planned	2023 Planned	2024 Planned	2025 Planned	2026 Planned	2027 Planned	STIP Cost (2021-2027)
Statewide SPR										
*Planning - Statewide - SPR			\$17,098 PL	\$17,098 PL	\$17,098 PL	\$17,098 PL	\$17,098 PL	\$17,098 PL	\$17,098 PL	\$119,689

*Denotes Lump Sum project. See Lump Sum Summary for project breakdown.

 Pending Changes
 Submitted Changes
 Approved Changes

Dollar amounts are reported in 1000's.

Program Summary with Project Detail Report
STIP 2021-2027

Highway

	2021	2022	2023	2024	2025	2026	2027	STIP Cost (2021-2027)
Total Apportioned (+)	\$21,345	\$21,345	\$21,345	\$21,345	\$21,345	\$21,345	\$21,345	\$149,415
Total Planned (-)	\$21,345	\$21,345	\$21,345	\$21,345	\$21,345	\$21,345	\$21,345	\$149,415
Total Debt Service (-)								
Total Advancement (+)								
Total Payback (-)								
Difference	\$0	\$0	\$0	\$0	\$0	\$0	\$0	\$0

Total Planned Breakdown

Planned Projects	\$21,345	\$21,345	\$21,345	\$21,345	\$21,345	\$21,345	\$21,345	\$149,416
Planned Project AC								
Planned Project AC Conversion								

■ Pending Changes
■ Submitted Changes
■ Approved Changes

Dollar amounts are reported in 1000's.

Program Summary with Project Detail Report
STIP 2021-2027

Highway

Preventative Maintenance & Operations

	County	COG/MPO	2021 Planned	2022 Planned	2023 Planned	2024 Planned	2025 Planned	2026 Planned	2027 Planned	STIP Cost (2021-2027)
Bridge Rehab										
*Statewide Bridge Preventative Maintenance			\$19,250 CON	\$19,250 CON	\$19,250 CON	\$19,250 CON	\$19,250 CON	\$19,250 CON	\$19,250 CON	\$134,750

 Pending Changes
 Submitted Changes
 Approved Changes

Dollar amounts are reported in 1000's.

Program Summary with Project Detail Report
STIP 2021-2027

Highway

Preventative Maintenance & Operations

	County	COG/MPO	2021 Planned	2022 Planned	2023 Planned	2024 Planned	2025 Planned	2026 Planned	2027 Planned	STIP Cost (2021-2027)
Guardrail										
*Interstate - Operations/Traffic Engineering - Cable Barrier			\$4,000 CON							\$4,000
*Interstate - Operations/Traffic Engineering - Guardrail			\$3,000 CON	\$3,000 CON						\$6,000
*Statewide Guardrail Repair Contract			\$2,000 CON	\$6,000 CON	\$9,000 CON	\$9,000 CON	\$9,000 CON	\$9,000 CON	\$9,000 CON	\$53,000

 Pending Changes
 Submitted Changes
 Approved Changes

Dollar amounts are reported in 1000's.

Program Summary with Project Detail Report
STIP 2021-2027

Highway

Preventative Maintenance & Operations

	County	COG/MPO	2021 Planned	2022 Planned	2023 Planned	2024 Planned	2025 Planned	2026 Planned	2027 Planned	STIP Cost (2021-2027)
Operations & Maintenance										
*Statewide Operations & Maintenance			\$519,347 CON	\$531,797 CON	\$511,242 CON	\$510,681 CON	\$510,114 CON	\$509,542 CON	\$508,964 CON	\$3,601,687

- Pending Changes
- Submitted Changes
- Approved Changes

Dollar amounts are reported in 1000's.

Program Summary with Project Detail Report
STIP 2021-2027

Highway

Preventative Maintenance & Operations

	County	COG/MPO	2021 Planned	2022 Planned	2023 Planned	2024 Planned	2025 Planned	2026 Planned	2027 Planned	STIP Cost (2021-2027)
Signals										
*Signal Upgrade and New Installation			\$625 PE \$10,500 CON	\$625 PE \$10,500 CON	\$625 PE \$10,500 CON	\$625 PE \$10,500 CON	\$625 PE \$10,500 CON	\$625 PE \$10,500 CON	\$625 PE \$10,500 CON	\$77,875

- Pending Changes
- Submitted Changes
- Approved Changes

Dollar amounts are reported in 1000's.

Program Summary with Project Detail Report
STIP 2021-2027

Highway

Preventative Maintenance & Operations

	County	COG/MPO	2021 Planned	2022 Planned	2023 Planned	2024 Planned	2025 Planned	2026 Planned	2027 Planned	STIP Cost (2021-2027)
Signing & Marking										
*Signing and Marking			\$275 PE \$8,600 CON	\$275 PE \$8,600 CON	\$275 PE \$8,600 CON	\$275 PE \$8,600 CON	\$275 PE \$8,600 CON	\$275 PE \$8,600 CON	\$275 PE \$8,600 CON	\$62,125

*Denotes Lump Sum project. See Lump Sum Summary for project breakdown.

 Pending Changes
 Submitted Changes
 Approved Changes

Dollar amounts are reported in 1000's.

Program Summary with Project Detail Report
STIP 2021-2027

Highway

Preventative Maintenance & Operations

	2021	2022	2023	2024	2025	2026	2027	STIP Cost (2021-2027)
Total Apportioned (+)	\$567,597	\$580,047	\$559,492	\$558,931	\$558,364	\$557,792	\$557,214	\$3,939,437
Total Planned (-)	\$567,597	\$580,047	\$559,491	\$558,930	\$558,364	\$557,791	\$557,213	\$3,939,433
Total Debt Service (-)								
Total Advancement (+)								
Total Payback (-)								
Difference	\$0	\$0	\$1	\$1	\$0	\$1	\$1	\$4
Total Planned Breakdown								
Planned Projects	\$567,597	\$580,047	\$559,492	\$558,931	\$558,364	\$557,792	\$557,214	\$3,939,437
Planned Project AC								
Planned Project AC Conversion								

 Pending Changes
 Submitted Changes
 Approved Changes

Dollar amounts are reported in 1000's.

Program Summary with Project Detail Report
STIP 2021-2027

Highway

	County	COG/MPO	2021 Planned	2022 Planned	2023 Planned	2024 Planned	2025 Planned	2026 Planned	2027 Planned	STIP Cost (2021-2027)
FA Secondaries										
*Cherokee County Pavements	Cherokee	Appalachian	\$1,376 CON	\$1,927 CON	\$1,927 CON	\$1,927 CON	\$1,927 CON	\$1,927 CON	\$1,927 CON	\$12,939
*Oconee County Pavements	Oconee	Appalachian	\$1,964 CON	\$2,749 CON	\$2,749 CON	\$2,749 CON	\$2,749 CON	\$2,749 CON	\$2,749 CON	\$18,461
*Anderson County Pavements	Anderson	Appalachian, ANATS	\$3,976 CON	\$5,567 CON	\$5,567 CON	\$5,567 CON	\$5,567 CON	\$5,567 CON	\$5,567 CON	\$37,378
*Greenville County Pavements	Greenville	Appalachian, GPATS	\$5,971 CON	\$8,360 CON	\$8,360 CON	\$8,360 CON	\$8,360 CON	\$8,360 CON	\$8,360 CON	\$56,128
*Pickens County Pavements	Pickens	Appalachian, GPATS	\$2,121 CON	\$2,969 CON	\$2,969 CON	\$2,969 CON	\$2,969 CON	\$2,969 CON	\$2,969 CON	\$19,938
*Spartanburg County Pavements	Spartanburg	Appalachian, GPATS	\$3,964 CON	\$5,550 CON	\$5,550 CON	\$5,550 CON	\$5,550 CON	\$5,550 CON	\$5,550 CON	\$37,262
*Berkeley County Pavements	Berkeley	BCD, CHATS	\$2,087 CON	\$2,922 CON	\$2,922 CON	\$2,922 CON	\$2,922 CON	\$2,922 CON	\$2,922 CON	\$19,618
*Charleston County Pavements	Charleston	BCD, CHATS	\$2,663 CON	\$3,728 CON	\$3,728 CON	\$3,728 CON	\$3,728 CON	\$3,728 CON	\$3,728 CON	\$25,028
*Dorchester County Pavements	Dorchester	BCD, CHATS	\$1,421 CON	\$1,989 CON	\$1,989 CON	\$1,989 CON	\$1,989 CON	\$1,989 CON	\$1,989 CON	\$13,354
*Chester County Pavements	Chester	Catawba	\$993 CON	\$1,390 CON	\$1,390 CON	\$1,390 CON	\$1,390 CON	\$1,390 CON	\$1,390 CON	\$9,333
*Lancaster County Pavements	Lancaster	Catawba	\$2,941 CON	\$4,118 CON	\$4,118 CON	\$4,118 CON	\$4,118 CON	\$4,118 CON	\$4,118 CON	\$27,648
*Union County Pavements	Union	Catawba	\$1,431 CON	\$2,003 CON	\$2,003 CON	\$2,003 CON	\$2,003 CON	\$2,003 CON	\$2,003 CON	\$13,450
*York County Pavements	York	Catawba, RFATS	\$3,215 CON	\$4,501 CON	\$4,501 CON	\$4,501 CON	\$4,501 CON	\$4,501 CON	\$4,501 CON	\$30,224
*Newberry County Pavements	Newberry	Central Midlands	\$2,076 CON	\$2,907 CON	\$2,907 CON	\$2,907 CON	\$2,907 CON	\$2,907 CON	\$2,907 CON	\$19,518
*Fairfield County Pavements	Fairfield	Central Midlands, COATS	\$1,663 CON	\$2,328 CON	\$2,328 CON	\$2,328 CON	\$2,328 CON	\$2,328 CON	\$2,328 CON	\$15,629
*Lexington County Pavements	Lexington	Central Midlands, COATS	\$4,274 CON	\$5,984 CON	\$5,984 CON	\$5,984 CON	\$5,984 CON	\$5,984 CON	\$5,984 CON	\$40,179
*Richland County Pavements	Richland	Central Midlands, COATS	\$4,433 CON	\$6,207 CON	\$6,207 CON	\$6,207 CON	\$6,207 CON	\$6,207 CON	\$6,207 CON	\$41,673
*Colleton County Pavements	Colleton	Lowcountry	\$1,781 CON	\$2,493 CON	\$2,493 CON	\$2,493 CON	\$2,493 CON	\$2,493 CON	\$2,493 CON	\$16,739
*Hampton County Pavements	Hampton	Lowcountry	\$1,126 CON	\$1,576 CON	\$1,576 CON	\$1,576 CON	\$1,576 CON	\$1,576 CON	\$1,576 CON	\$10,582
*Jasper County Pavements	Jasper	Lowcountry	\$706 CON	\$988 CON	\$988 CON	\$988 CON	\$988 CON	\$988 CON	\$988 CON	\$6,637
*Beaufort County Pavements	Beaufort	Lowcountry, LATS	\$1,262 CON	\$1,767 CON	\$1,767 CON	\$1,767 CON	\$1,767 CON	\$1,767 CON	\$1,767 CON	\$11,862
*Allendale County Pavements	Allendale	Lower Savannah	\$821 CON	\$1,149 CON	\$1,149 CON	\$1,149 CON	\$1,149 CON	\$1,149 CON	\$1,149 CON	\$7,714
*Bamberg County Pavements	Bamberg	Lower Savannah	\$1,096 CON	\$1,534 CON	\$1,534 CON	\$1,534 CON	\$1,534 CON	\$1,534 CON	\$1,534 CON	\$10,299
*Barnwell County Pavements	Barnwell	Lower Savannah	\$1,406 CON	\$1,968 CON	\$1,968 CON	\$1,968 CON	\$1,968 CON	\$1,968 CON	\$1,968 CON	\$13,215
*Orangeburg County Pavements	Orangeburg	Lower Savannah	\$2,287 CON	\$3,201 CON	\$3,201 CON	\$3,201 CON	\$3,201 CON	\$3,201 CON	\$3,201 CON	\$21,496
*Aiken County Pavements	Aiken	Lower Savannah, ARTS	\$3,942 CON	\$5,519 CON	\$5,519 CON	\$5,519 CON	\$5,519 CON	\$5,519 CON	\$5,519 CON	\$37,054
*Calhoun County Pavements	Calhoun	Lower Savannah, COATS	\$765 CON	\$1,071 CON	\$1,071 CON	\$1,071 CON	\$1,071 CON	\$1,071 CON	\$1,071 CON	\$7,194

■ Pending Changes
■ Submitted Changes
■ Approved Changes

Dollar amounts are reported in 1000's.

Program Summary with Project Detail Report
STIP 2021-2027

Highway

	County	COG/MPO	2021 Planned	2022 Planned	2023 Planned	2024 Planned	2025 Planned	2026 Planned	2027 Planned	STIP Cost (2021-2027)
*Chesterfield County Pavements	Chesterfield	Pee Dee	\$2,401 CON	\$3,361 CON	\$3,361 CON	\$3,361 CON	\$3,361 CON	\$3,361 CON	\$3,361 CON	\$22,567
*Dillon County Pavements	Dillon	Pee Dee	\$1,115 CON	\$1,561 CON	\$1,561 CON	\$1,561 CON	\$1,561 CON	\$1,561 CON	\$1,561 CON	\$10,479
*Marion County Pavements	Marion	Pee Dee	\$638 CON	\$894 CON	\$894 CON	\$894 CON	\$894 CON	\$894 CON	\$894 CON	\$6,000
*Marlboro County Pavements	Marlboro	Pee Dee	\$1,404 CON	\$1,966 CON	\$1,966 CON	\$1,966 CON	\$1,966 CON	\$1,966 CON	\$1,966 CON	\$13,197
*Darlington County Pavements	Darlington	Pee Dee, FLATS	\$2,672 CON	\$3,740 CON	\$3,740 CON	\$3,740 CON	\$3,740 CON	\$3,740 CON	\$3,740 CON	\$25,112
*Florence County Pavements	Florence	Pee Dee, FLATS	\$4,018 CON	\$5,625 CON	\$5,625 CON	\$5,625 CON	\$5,625 CON	\$5,625 CON	\$5,625 CON	\$37,770
*Clarendon County Pavements	Clarendon	Santee Lynches	\$2,068 CON	\$2,895 CON	\$2,895 CON	\$2,895 CON	\$2,895 CON	\$2,895 CON	\$2,895 CON	\$19,438
*Lee County Pavements	Lee	Santee Lynches	\$1,798 CON	\$2,517 CON	\$2,517 CON	\$2,517 CON	\$2,517 CON	\$2,517 CON	\$2,517 CON	\$16,898
*Kershaw County Pavements	Kershaw	Santee Lynches, COATS	\$2,359 CON	\$3,303 CON	\$3,303 CON	\$3,303 CON	\$3,303 CON	\$3,303 CON	\$3,303 CON	\$22,175
*Sumter County Pavements	Sumter	Santee Lynches, SUATS	\$2,594 CON	\$3,632 CON	\$3,632 CON	\$3,632 CON	\$3,632 CON	\$3,632 CON	\$3,632 CON	\$24,385
*Abbeville County Pavements	Abbeville	Upper Savannah	\$1,254 CON	\$1,756 CON	\$1,756 CON	\$1,756 CON	\$1,756 CON	\$1,756 CON	\$1,756 CON	\$11,792
*Edgefield County Pavements	Edgefield	Upper Savannah	\$1,608 CON	\$2,251 CON	\$2,251 CON	\$2,251 CON	\$2,251 CON	\$2,251 CON	\$2,251 CON	\$15,113
*Greenwood County Pavements	Greenwood	Upper Savannah	\$2,027 CON	\$2,838 CON	\$2,838 CON	\$2,838 CON	\$2,838 CON	\$2,838 CON	\$2,838 CON	\$19,053
*McCormick County Pavements	McCormick	Upper Savannah	\$948 CON	\$1,327 CON	\$1,327 CON	\$1,327 CON	\$1,327 CON	\$1,327 CON	\$1,327 CON	\$8,909
*Saluda County Pavements	Saluda	Upper Savannah	\$1,243 CON	\$1,740 CON	\$1,740 CON	\$1,740 CON	\$1,740 CON	\$1,740 CON	\$1,740 CON	\$11,682
*Laurens County Pavements	Laurens	Upper Savannah, GPATS	\$2,350 CON	\$3,290 CON	\$3,290 CON	\$3,290 CON	\$3,290 CON	\$3,290 CON	\$3,290 CON	\$22,090
*Williamsburg County Pavements	Williamsburg	Waccamaw	\$2,223 CON	\$3,112 CON	\$3,112 CON	\$3,112 CON	\$3,112 CON	\$3,112 CON	\$3,112 CON	\$20,897
*Georgetown County Pavements	Georgetown	Waccamaw, GSATS	\$1,553 CON	\$2,174 CON	\$2,174 CON	\$2,174 CON	\$2,174 CON	\$2,174 CON	\$2,174 CON	\$14,596
*Horry County Pavements	Horry	Waccamaw, GSATS	\$3,968 CON	\$5,555 CON	\$5,555 CON	\$5,555 CON	\$5,555 CON	\$5,555 CON	\$5,555 CON	\$37,298

■	Pending Changes
■	Submitted Changes
■	Approved Changes

Dollar amounts are reported in 1000's.

Program Summary with Project Detail Report
STIP 2021-2027

Highway

	County	COG/MPO	2021 Planned	2022 Planned	2023 Planned	2024 Planned	2025 Planned	2026 Planned	2027 Planned	STIP Cost (2021-2027)
Interstates										
*Interstate Preventative Maintenance				\$150,000 CON	\$150,000 CON	\$150,000 CON	\$150,000 CON	\$150,000 CON	\$150,000 CON	\$900,000
Pavement Reconstruction I-20 Exit 1 to Exit 5	Aiken	ARTS	\$35 PL							\$35
Pavement Reconstruction I-26 (MM 172 to MM182)	Dorchester	BCD	\$35 PL							\$35
*I-26 (near MM 74 to MM 85) (EB/WB)	Newberry	Central Midlands	\$100,000 CON							\$100,000
Indian Creek Twin Bridges over I-26	Newberry	Central Midlands	\$25 RW \$900 CON							\$925
S-36-32 (Jalapa Road) Bridge Jacking	Newberry	Central Midlands	\$25 RW \$900 CON							\$925
S-36-44 (Mt. Bethel Garmany Road) Bridge Jacking	Newberry	Central Midlands	\$1,000 CON							\$1,000
S-36-81 (Old Whitmire Highway) Bridge Jacking	Newberry	Central Midlands	\$1,000 CON							\$1,000
SC 121 Bridge Jacking	Newberry	Central Midlands	\$25 RW \$1,000 CON							\$1,025
I-26 widening from near SC 202 (Exit 85) to near US 176 (Exit 101)	Lexington, Newberry, Richland	Central Midlands, COATS	\$50,000 CON (ACC)							\$50,000
I-77 (near MM 22 to near MM 27) (NB)	Richland	COATS	\$9,100 CON							\$9,100
I-95 Resurfacing (near MM 33 to near MM 68 (NB/SB))	Colleton, Hampton, Jasper	Lowcountry	\$82,000 CON							\$82,000
I-95 (Near MM 171 to near MM 193) (SB)	Dillon, Florence	Pee Dee, FLATS	\$50,000 CON							\$50,000

■ Pending Changes
■ Submitted Changes
■ Approved Changes

Dollar amounts are reported in 1000's.

Program Summary with Project Detail Report
STIP 2021-2027

Highway

	County	COG/MPO	2021 Planned	2022 Planned	2023 Planned	2024 Planned	2025 Planned	2026 Planned	2027 Planned	STIP Cost (2021-2027)
Non-FA Secondaries										
*Cherokee County Pavements	Cherokee	Appalachian	\$1,661 CON	\$1,661 CON	\$1,661 CON	\$1,661 CON	\$1,661 CON	\$1,661 CON	\$1,661 CON	\$11,625
*Oconee County Pavements	Oconee	Appalachian	\$1,589 CON	\$1,589 CON	\$1,589 CON	\$1,589 CON	\$1,589 CON	\$1,589 CON	\$1,589 CON	\$11,122
*Anderson County Pavements	Anderson	Appalachian, ANATS	\$1,854 CON	\$1,854 CON	\$1,854 CON	\$1,854 CON	\$1,854 CON	\$1,854 CON	\$1,854 CON	\$12,976
*Greenville County Pavements	Greenville	Appalachian, GPATS	\$1,889 CON	\$1,889 CON	\$1,889 CON	\$1,889 CON	\$1,889 CON	\$1,889 CON	\$1,889 CON	\$13,224
*Pickens County Pavements	Pickens	Appalachian, GPATS	\$995 CON	\$995 CON	\$995 CON	\$995 CON	\$995 CON	\$995 CON	\$995 CON	\$6,966
*Spartanburg County Pavements	Spartanburg	Appalachian, GPATS	\$1,984 CON	\$1,984 CON	\$1,984 CON	\$1,984 CON	\$1,984 CON	\$1,984 CON	\$1,984 CON	\$13,888
S-98 (Halfway Creek Road) (Steed Creek Road (S-10-1032) to 3.0 miles South of Steed Creek Road)	Charleston	BCD	\$71 PE \$129 CON							\$200
*Berkeley County Pavements	Berkeley	BCD, CHATS	\$2,127 CON	\$2,127 CON	\$2,127 CON	\$2,127 CON	\$2,127 CON	\$2,127 CON	\$2,127 CON	\$14,892
*Charleston County Pavements	Charleston	BCD, CHATS	\$2,464 CON	\$2,464 CON	\$2,464 CON	\$2,464 CON	\$2,464 CON	\$2,464 CON	\$2,464 CON	\$17,249
*Dorchester County Pavements	Dorchester	BCD, CHATS	\$1,404 CON	\$1,404 CON	\$1,404 CON	\$1,404 CON	\$1,404 CON	\$1,404 CON	\$1,404 CON	\$9,828
*Chester County Pavements	Chester	Catawba	\$1,942 CON	\$1,942 CON	\$1,942 CON	\$1,942 CON	\$1,942 CON	\$1,942 CON	\$1,942 CON	\$13,591
*Lancaster County Pavements	Lancaster	Catawba	\$1,560 CON	\$1,560 CON	\$1,560 CON	\$1,560 CON	\$1,560 CON	\$1,560 CON	\$1,560 CON	\$10,923
*Union County Pavements	Union	Catawba	\$1,244 CON	\$1,244 CON	\$1,244 CON	\$1,244 CON	\$1,244 CON	\$1,244 CON	\$1,244 CON	\$8,709
*York County Pavements	York	Catawba, RFATS	\$2,580 CON	\$2,580 CON	\$2,580 CON	\$2,580 CON	\$2,580 CON	\$2,580 CON	\$2,580 CON	\$18,060
*Newberry County Pavements	Newberry	Central Midlands	\$1,688 CON	\$1,688 CON	\$1,688 CON	\$1,688 CON	\$1,688 CON	\$1,688 CON	\$1,688 CON	\$11,816
*Fairfield County Pavements	Fairfield	Central Midlands, COATS	\$1,360 CON	\$1,360 CON	\$1,360 CON	\$1,360 CON	\$1,360 CON	\$1,360 CON	\$1,360 CON	\$9,520
*Lexington County Pavements	Lexington	Central Midlands, COATS	\$3,075 CON	\$3,075 CON	\$3,075 CON	\$3,075 CON	\$3,075 CON	\$3,075 CON	\$3,075 CON	\$21,525
*Richland County Pavements	Richland	Central Midlands, COATS	\$3,295 CON	\$3,295 CON	\$3,295 CON	\$3,295 CON	\$3,295 CON	\$3,295 CON	\$3,295 CON	\$23,067
*Colleton County Pavements	Colleton	Lowcountry	\$2,289 CON	\$2,289 CON	\$2,289 CON	\$2,289 CON	\$2,289 CON	\$2,289 CON	\$2,289 CON	\$16,021
*Hampton County Pavements	Hampton	Lowcountry	\$1,284 CON	\$1,284 CON	\$1,284 CON	\$1,284 CON	\$1,284 CON	\$1,284 CON	\$1,284 CON	\$8,985
*Jasper County Pavements	Jasper	Lowcountry	\$922 CON	\$922 CON	\$922 CON	\$922 CON	\$922 CON	\$922 CON	\$922 CON	\$6,456
*Beaufort County Pavements	Beaufort	Lowcountry, LATS	\$1,047 CON	\$1,047 CON	\$1,047 CON	\$1,047 CON	\$1,047 CON	\$1,047 CON	\$1,047 CON	\$7,326
*Allendale County Pavements	Allendale	Lower Savannah	\$1,163 CON	\$1,163 CON	\$1,163 CON	\$1,163 CON	\$1,163 CON	\$1,163 CON	\$1,163 CON	\$8,141
*Bamberg County Pavements	Bamberg	Lower Savannah	\$1,184 CON	\$1,184 CON	\$1,184 CON	\$1,184 CON	\$1,184 CON	\$1,184 CON	\$1,184 CON	\$8,289
*Barnwell County Pavements	Barnwell	Lower Savannah	\$1,171 CON	\$1,171 CON	\$1,171 CON	\$1,171 CON	\$1,171 CON	\$1,171 CON	\$1,171 CON	\$8,197
*Orangeburg County Pavements	Orangeburg	Lower Savannah	\$3,511 CON	\$3,511 CON	\$3,511 CON	\$3,511 CON	\$3,511 CON	\$3,511 CON	\$3,511 CON	\$24,575

■ Pending Changes
■ Submitted Changes
■ Approved Changes

Dollar amounts are reported in 1000's.

Program Summary with Project Detail Report
STIP 2021-2027

Highway

	County	COG/MPO	2021 Planned	2022 Planned	2023 Planned	2024 Planned	2025 Planned	2026 Planned	2027 Planned	STIP Cost (2021-2027)
*Aiken County Pavements	Aiken	Lower Savannah, ARTS	\$2,989 CON	\$2,989 CON	\$2,989 CON	\$2,989 CON	\$2,989 CON	\$2,989 CON	\$2,989 CON	\$20,920
*Calhoun County Pavements	Calhoun	Lower Savannah, COATS	\$1,210 CON	\$1,210 CON	\$1,210 CON	\$1,210 CON	\$1,210 CON	\$1,210 CON	\$1,210 CON	\$8,472
*Chesterfield County Pavements	Chesterfield	Pee Dee	\$2,186 CON	\$2,186 CON	\$2,186 CON	\$2,186 CON	\$2,186 CON	\$2,186 CON	\$2,186 CON	\$15,304
*Dillon County Pavements	Dillon	Pee Dee	\$1,594 CON	\$1,594 CON	\$1,594 CON	\$1,594 CON	\$1,594 CON	\$1,594 CON	\$1,594 CON	\$11,158
*Marion County Pavements	Marion	Pee Dee	\$1,113 CON	\$1,113 CON	\$1,113 CON	\$1,113 CON	\$1,113 CON	\$1,113 CON	\$1,113 CON	\$7,794
*Marlboro County Pavements	Marlboro	Pee Dee	\$1,110 CON	\$1,110 CON	\$1,110 CON	\$1,110 CON	\$1,110 CON	\$1,110 CON	\$1,110 CON	\$7,770
*Darlington County Pavements	Darlington	Pee Dee, FLATS	\$2,205 CON	\$2,205 CON	\$2,205 CON	\$2,205 CON	\$2,205 CON	\$2,205 CON	\$2,205 CON	\$15,437
*Florence County Pavements	Florence	Pee Dee, FLATS	\$2,692 CON	\$2,692 CON	\$2,692 CON	\$2,692 CON	\$2,692 CON	\$2,692 CON	\$2,692 CON	\$18,843
*Clarendon County Pavements	Clarendon	Santee Lynches	\$1,559 CON	\$1,559 CON	\$1,559 CON	\$1,559 CON	\$1,559 CON	\$1,559 CON	\$1,559 CON	\$10,910
*Lee County Pavements	Lee	Santee Lynches	\$1,089 CON	\$1,089 CON	\$1,089 CON	\$1,089 CON	\$1,089 CON	\$1,089 CON	\$1,089 CON	\$7,621
*Kershaw County Pavements	Kershaw	Santee Lynches, COATS	\$2,305 CON	\$2,305 CON	\$2,305 CON	\$2,305 CON	\$2,305 CON	\$2,305 CON	\$2,305 CON	\$16,136
*Sumter County Pavements	Sumter	Santee Lynches, SUATS	\$2,114 CON	\$2,114 CON	\$2,114 CON	\$2,114 CON	\$2,114 CON	\$2,114 CON	\$2,114 CON	\$14,797
*Abbeville County Pavements	Abbeville	Upper Savannah	\$1,342 CON	\$1,342 CON	\$1,342 CON	\$1,342 CON	\$1,342 CON	\$1,342 CON	\$1,342 CON	\$9,394
*Edgefield County Pavements	Edgefield	Upper Savannah	\$1,175 CON	\$1,175 CON	\$1,175 CON	\$1,175 CON	\$1,175 CON	\$1,175 CON	\$1,175 CON	\$8,223
*Greenwood County Pavements	Greenwood	Upper Savannah	\$1,280 CON	\$1,280 CON	\$1,280 CON	\$1,280 CON	\$1,280 CON	\$1,280 CON	\$1,280 CON	\$8,960
*McCormick County Pavements	McCormick	Upper Savannah	\$1,802 CON	\$1,802 CON	\$1,802 CON	\$1,802 CON	\$1,802 CON	\$1,802 CON	\$1,802 CON	\$12,614
*Saluda County Pavements	Saluda	Upper Savannah	\$1,394 CON	\$1,394 CON	\$1,394 CON	\$1,394 CON	\$1,394 CON	\$1,394 CON	\$1,394 CON	\$9,760
*Laurens County Pavements	Laurens	Upper Savannah, GPATS	\$2,020 CON	\$2,020 CON	\$2,020 CON	\$2,020 CON	\$2,020 CON	\$2,020 CON	\$2,020 CON	\$14,137
*Williamsburg County Pavements	Williamsburg	Waccamaw	\$2,113 CON	\$2,113 CON	\$2,113 CON	\$2,113 CON	\$2,113 CON	\$2,113 CON	\$2,113 CON	\$14,790
*Georgetown County Pavements	Georgetown	Waccamaw, GSATS	\$1,330 CON	\$1,330 CON	\$1,330 CON	\$1,330 CON	\$1,330 CON	\$1,330 CON	\$1,330 CON	\$9,312
*Horry County Pavements	Horry	Waccamaw, GSATS	\$2,097 CON	\$2,097 CON	\$2,097 CON	\$2,097 CON	\$2,097 CON	\$2,097 CON	\$2,097 CON	\$14,678

■	Pending Changes
■	Submitted Changes
■	Approved Changes

Dollar amounts are reported in 1000's.

Program Summary with Project Detail Report
STIP 2021-2027

Highway

	County	COG/MPO	2021 Planned	2022 Planned	2023 Planned	2024 Planned	2025 Planned	2026 Planned	2027 Planned	STIP Cost (2021-2027)
Non-Interstate NHS										
*Statewide Pavements			\$90,000 CON	\$90,000 CON	\$90,000 CON	\$90,000 CON	\$90,000 CON	\$90,000 CON	\$90,000 CON	\$630,000

- Pending Changes
- Submitted Changes
- Approved Changes

Dollar amounts are reported in 1000's.

Program Summary with Project Detail Report
STIP 2021-2027

Pavements

Highway

	County	COG/MPO	2021 Planned	2022 Planned	2023 Planned	2024 Planned	2025 Planned	2026 Planned	2027 Planned	STIP Cost (2021-2027)
Non-NHS Primary										
*Cherokee County Pavements	Cherokee	Appalachian	\$2,452 CON	\$3,152 CON	\$4,203 CON	\$4,203 CON	\$4,203 CON	\$4,203 CON	\$4,203 CON	\$26,620
*Oconee County Pavements	Oconee	Appalachian	\$3,905 CON	\$5,020 CON	\$6,694 CON	\$6,694 CON	\$6,694 CON	\$6,694 CON	\$6,694 CON	\$42,393
*Anderson County Pavements	Anderson	Appalachian, ANATS	\$5,275 CON	\$6,782 CON	\$9,043 CON	\$9,043 CON	\$9,043 CON	\$9,043 CON	\$9,043 CON	\$57,269
*Greenville County Pavements	Greenville	Appalachian, GPATS	\$4,999 CON	\$6,427 CON	\$8,570 CON	\$8,570 CON	\$8,570 CON	\$8,570 CON	\$8,570 CON	\$54,276
*Pickens County Pavements	Pickens	Appalachian, GPATS	\$4,100 CON	\$5,272 CON	\$7,029 CON	\$7,029 CON	\$7,029 CON	\$7,029 CON	\$7,029 CON	\$44,519
*Spartanburg County Pavements	Spartanburg	Appalachian, GPATS	\$7,150 CON	\$9,192 CON	\$12,257 CON	\$12,257 CON	\$12,257 CON	\$12,257 CON	\$12,257 CON	\$77,625
Hitchcock Parkway	Aiken	ARTS	\$2,000 CON							\$2,000
*Berkeley County Pavements	Berkeley	BCD, CHATS	\$3,528 CON	\$4,535 CON	\$6,047 CON	\$6,047 CON	\$6,047 CON	\$6,047 CON	\$6,047 CON	\$38,299
*Charleston County Pavements	Charleston	BCD, CHATS	\$2,144 CON	\$2,756 CON	\$3,675 CON	\$3,675 CON	\$3,675 CON	\$3,675 CON	\$3,675 CON	\$23,277
*Dorchester County Pavements	Dorchester	BCD, CHATS	\$2,008 CON	\$2,582 CON	\$3,443 CON	\$3,443 CON	\$3,443 CON	\$3,443 CON	\$3,443 CON	\$21,803
*Chester County Pavements	Chester	Catawba	\$2,644 CON	\$3,399 CON	\$4,532 CON	\$4,532 CON	\$4,532 CON	\$4,532 CON	\$4,532 CON	\$28,702
*Lancaster County Pavements	Lancaster	Catawba	\$2,396 CON	\$3,080 CON	\$4,107 CON	\$4,107 CON	\$4,107 CON	\$4,107 CON	\$4,107 CON	\$26,009
*Union County Pavements	Union	Catawba	\$2,487 CON	\$3,197 CON	\$4,263 CON	\$4,263 CON	\$4,263 CON	\$4,263 CON	\$4,263 CON	\$27,000
*York County Pavements	York	Catawba, RFATS	\$4,551 CON	\$5,851 CON	\$7,801 CON	\$7,801 CON	\$7,801 CON	\$7,801 CON	\$7,801 CON	\$49,409
*Newberry County Pavements	Newberry	Central Midlands	\$3,629 CON	\$4,665 CON	\$6,220 CON	\$6,220 CON	\$6,220 CON	\$6,220 CON	\$6,220 CON	\$39,396
*Fairfield County Pavements	Fairfield	Central Midlands, COATS	\$3,449 CON	\$4,434 CON	\$5,912 CON	\$5,912 CON	\$5,912 CON	\$5,912 CON	\$5,912 CON	\$37,445
*Lexington County Pavements	Lexington	Central Midlands, COATS	\$4,051 CON	\$5,209 CON	\$6,945 CON	\$6,945 CON	\$6,945 CON	\$6,945 CON	\$6,945 CON	\$43,985
*Richland County Pavements	Richland	Central Midlands, COATS	\$4,077 CON	\$5,241 CON	\$6,989 CON	\$6,989 CON	\$6,989 CON	\$6,989 CON	\$6,989 CON	\$44,261
*Colleton County Pavements	Colleton	Lowcountry	\$4,697 CON	\$6,039 CON	\$8,053 CON	\$8,053 CON	\$8,053 CON	\$8,053 CON	\$8,053 CON	\$51,000
*Hampton County Pavements	Hampton	Lowcountry	\$2,130 CON	\$2,738 CON	\$3,651 CON	\$3,651 CON	\$3,651 CON	\$3,651 CON	\$3,651 CON	\$23,121
*Jasper County Pavements	Jasper	Lowcountry	\$2,585 CON	\$3,324 CON	\$4,431 CON	\$4,431 CON	\$4,431 CON	\$4,431 CON	\$4,431 CON	\$28,065
*Beaufort County Pavements	Beaufort	Lowcountry, LATS	\$1,527 CON	\$1,963 CON	\$2,618 CON	\$2,618 CON	\$2,618 CON	\$2,618 CON	\$2,618 CON	\$16,579
*Allendale County Pavements	Allendale	Lower Savannah	\$1,474 CON	\$1,895 CON	\$2,527 CON	\$2,527 CON	\$2,527 CON	\$2,527 CON	\$2,527 CON	\$16,003
*Bamberg County Pavements	Bamberg	Lower Savannah	\$1,403 CON	\$1,804 CON	\$2,405 CON	\$2,405 CON	\$2,405 CON	\$2,405 CON	\$2,405 CON	\$15,232
*Barnwell County Pavements	Barnwell	Lower Savannah	\$2,615 CON	\$3,363 CON	\$4,483 CON	\$4,483 CON	\$4,483 CON	\$4,483 CON	\$4,483 CON	\$28,395
*Orangeburg County Pavements	Orangeburg	Lower Savannah	\$7,147 CON	\$9,189 CON	\$12,252 CON	\$12,252 CON	\$12,252 CON	\$12,252 CON	\$12,252 CON	\$77,598
*Aiken County Pavements	Aiken	Lower Savannah, ARTS	\$4,955 CON	\$6,371 CON	\$8,495 CON	\$8,495 CON	\$8,495 CON	\$8,495 CON	\$8,495 CON	\$53,801

■ Pending Changes
■ Submitted Changes
■ Approved Changes

Dollar amounts are reported in 1000's.

**Program Summary with Project Detail Report
STIP 2021-2027**

Highway

	County	COG/MPO	2021 Planned	2022 Planned	2023 Planned	2024 Planned	2025 Planned	2026 Planned	2027 Planned	STIP Cost (2021-2027)
*Calhoun County Pavements	Calhoun	Lower Savannah, COATS	\$2,053 CON	\$2,640 CON	\$3,520 CON	\$3,520 CON	\$3,520 CON	\$3,520 CON	\$3,520 CON	\$22,295
*Chesterfield County Pavements	Chesterfield	Pee Dee	\$1,975 CON	\$2,539 CON	\$3,385 CON	\$3,385 CON	\$3,385 CON	\$3,385 CON	\$3,385 CON	\$21,438
*Dillon County Pavements	Dillon	Pee Dee	\$1,931 CON	\$2,483 CON	\$3,311 CON	\$3,311 CON	\$3,311 CON	\$3,311 CON	\$3,311 CON	\$20,967
*Marion County Pavements	Marion	Pee Dee	\$1,461 CON	\$1,878 CON	\$2,504 CON	\$2,504 CON	\$2,504 CON	\$2,504 CON	\$2,504 CON	\$15,860
*Marlboro County Pavements	Marlboro	Pee Dee	\$2,442 CON	\$3,139 CON	\$4,186 CON	\$4,186 CON	\$4,186 CON	\$4,186 CON	\$4,186 CON	\$26,509
*Darlington County Pavements	Darlington	Pee Dee, FLATS	\$2,286 CON	\$2,939 CON	\$3,918 CON	\$3,918 CON	\$3,918 CON	\$3,918 CON	\$3,918 CON	\$24,815
*Florence County Pavements	Florence	Pee Dee, FLATS	\$3,497 CON	\$4,497 CON	\$5,995 CON	\$5,995 CON	\$5,995 CON	\$5,995 CON	\$5,995 CON	\$37,971
*Clarendon County Pavements	Clarendon	Santee Lynches	\$1,987 CON	\$2,555 CON	\$3,406 CON	\$3,406 CON	\$3,406 CON	\$3,406 CON	\$3,406 CON	\$21,573
*Lee County Pavements	Lee	Santee Lynches	\$2,277 CON	\$2,927 CON	\$3,903 CON	\$3,903 CON	\$3,903 CON	\$3,903 CON	\$3,903 CON	\$24,719
*Kershaw County Pavements	Kershaw	Santee Lynches, COATS	\$1,884 CON	\$2,422 CON	\$3,229 CON	\$3,229 CON	\$3,229 CON	\$3,229 CON	\$3,229 CON	\$20,453
*Sumter County Pavements	Sumter	Santee Lynches, SUATS	\$2,929 CON	\$3,766 CON	\$5,021 CON	\$5,021 CON	\$5,021 CON	\$5,021 CON	\$5,021 CON	\$31,799
*Abbeville County Pavements	Abbeville	Upper Savannah	\$2,838 CON	\$3,649 CON	\$4,865 CON	\$4,865 CON	\$4,865 CON	\$4,865 CON	\$4,865 CON	\$30,812
*Edgefield County Pavements	Edgefield	Upper Savannah	\$1,955 CON	\$2,513 CON	\$3,351 CON	\$3,351 CON	\$3,351 CON	\$3,351 CON	\$3,351 CON	\$21,221
*Greenwood County Pavements	Greenwood	Upper Savannah	\$2,603 CON	\$3,347 CON	\$4,462 CON	\$4,462 CON	\$4,462 CON	\$4,462 CON	\$4,462 CON	\$28,260
*McCormick County Pavements	McCormick	Upper Savannah	\$1,937 CON	\$2,490 CON	\$3,320 CON	\$3,320 CON	\$3,320 CON	\$3,320 CON	\$3,320 CON	\$21,027
*Saluda County Pavements	Saluda	Upper Savannah	\$2,512 CON	\$3,229 CON	\$4,306 CON	\$4,306 CON	\$4,306 CON	\$4,306 CON	\$4,306 CON	\$27,271
*Laurens County Pavements	Laurens	Upper Savannah, GPATS	\$3,738 CON	\$4,807 CON	\$6,409 CON	\$6,409 CON	\$6,409 CON	\$6,409 CON	\$6,409 CON	\$40,588
*Williamsburg County Pavements	Williamsburg	Waccamaw	\$2,896 CON	\$3,723 CON	\$4,964 CON	\$4,964 CON	\$4,964 CON	\$4,964 CON	\$4,964 CON	\$31,442
*Georgetown County Pavements	Georgetown	Waccamaw, GSATS	\$1,797 CON	\$2,310 CON	\$3,080 CON	\$3,080 CON	\$3,080 CON	\$3,080 CON	\$3,080 CON	\$19,507
*Horry County Pavements	Horry	Waccamaw, GSATS	\$3,628 CON	\$4,665 CON	\$6,220 CON	\$6,220 CON	\$6,220 CON	\$6,220 CON	\$6,220 CON	\$39,391

*Denotes Lump Sum project. See Lump Sum Summary for project breakdown.

■	Pending Changes
■	Submitted Changes
■	Approved Changes

Dollar amounts are reported in 1000's.

Program Summary with Project Detail Report
STIP 2021-2027

Highway

Pavements

	2021	2022	2023	2024	2025	2026	2027	STIP Cost (2021-2027)
Total Apportioned (+)	\$562,000	\$642,000	\$702,000	\$702,000	\$702,000	\$702,000	\$702,000	\$4,714,000
Total Planned (-)	\$710,245	\$641,999	\$701,999	\$701,999	\$701,999	\$701,999	\$701,999	\$4,862,239
Total Debt Service (-)								
Total Advancement (+)								
Total Payback (-)								
Difference	(\$148,245)	\$1	\$1	\$1	\$1	\$1	\$1	(\$148,239)
Total Planned Breakdown								
Planned Projects	\$660,245	\$642,000	\$702,000	\$702,000	\$702,000	\$702,000	\$702,000	\$4,812,245
Planned Project AC								
Planned Project AC Conversion	\$50,000							\$50,000

■ Pending Changes
■ Submitted Changes
■ Approved Changes

Dollar amounts are reported in 1000's.

Program Summary with Project Detail Report
STIP 2021-2027

Highway

	County	COG/MPO	2021 Planned	2022 Planned	2023 Planned	2024 Planned	2025 Planned	2026 Planned	2027 Planned	STIP Cost (2021-2027)
Railroad Hazard Elimination										
*Railroad Crossings			\$93 PE \$4,671 CON	\$93 PE \$4,671 CON	\$93 PE \$4,671 CON	\$93 PE \$4,671 CON	\$93 PE \$4,671 CON	\$93 PE \$4,671 CON	\$93 PE \$4,555 CON	\$33,229

 Pending Changes
 Submitted Changes
 Approved Changes

Dollar amounts are reported in 1000's.

Program Summary with Project Detail Report
STIP 2021-2027

Highway

	County	COG/MPO	2021 Planned	2022 Planned	2023 Planned	2024 Planned	2025 Planned	2026 Planned	2027 Planned	STIP Cost (2021-2027)
Rural Road Safety										
*Rural Road Safety Program			\$5,000 PE \$5,000 RW \$40,000 CON	\$5,000 PE \$5,000 RW \$40,000 CON	\$5,000 PE \$5,000 RW \$40,000 CON	\$5,000 PE \$5,000 RW \$40,000 CON	\$5,000 PE \$5,000 RW \$40,000 CON	\$5,000 PE \$5,000 RW \$40,000 CON	\$5,000 PE \$5,000 RW \$40,000 CON	\$350,000

■ Pending Changes
■ Submitted Changes
■ Approved Changes

Dollar amounts are reported in 1000's.

Program Summary with Project Detail Report
STIP 2021-2027

Highway

	County	COG/MPO	2021 Planned	2022 Planned	2023 Planned	2024 Planned	2025 Planned	2026 Planned	2027 Planned	STIP Cost (2021-2027)
Safety Improvements										
*Safety Program Administration			\$2,000 PE	\$2,000 PE						\$4,000
*Safety Program Planning Phase			\$5,000 PL	\$5,000 PL						\$10,000
*Statewide Rumble Strips			\$100 PE \$7,000 CON	\$100 PE \$7,000 CON						\$14,200
*Statewide Safety Initiative			\$1,000 PE \$1,600 CON							\$2,600
Intersection Improvement S-12/S-13			\$200 CON							\$200
Intersection Improvement US 21 (Anderson Rd)/S-162(Hall Spencer Rd)				\$100 RW	\$2,000 CON					\$2,100
Intersection Improvement US 401 (N Darlington Hwy)/SC 341			\$100 RW	\$2,000 CON						\$2,100
RSA US 17 Bus (MP 9.56 - 13.4)			\$350 PE \$50 RW	\$3,000 CON						\$3,400
S-241 (21st Ave N.)			\$200 PE \$50 RW	\$1,000 CON						\$1,250
S-54 (Paraham Rd)/S-80 (Campbell Rd)			\$100 RW	\$2,000 CON						\$2,100
Safety Improvements/RSA - S-215 (Mr. Joe White Ave)			\$300 PE \$50 RW	\$2,000 CON						\$2,350
Safety Improvements/RSA US 17			\$250 PE \$50 RW	\$2,500 CON						\$2,800
US 501/L-8968/S-905			\$250 PE	\$300 RW	\$2,500 CON					\$3,050
Intersection Improvements - S-34 (Whitehall Rd) & Sullivan Rd	Anderson	ANATS	\$1,000 CON							\$1,000
Intersection Improvements - US 76 and S-1125/Destination Blvd	Anderson	ANATS	\$50 RW	\$1,800 CON						\$1,850
Intersection Improvements - US 178 (Liberty Highway) and SC 88 (Old Greenville Highway)	Anderson	Appalachian	\$1,000 CON							\$1,000
I-85 Safety Improvements MP 60 - 90	Cherokee, Spartanburg	Appalachian, SPATS	\$50 PE \$3,000 CON							\$3,050
Intersection Improvements - SC 118 (University Parkway) and S-1303 (Croft Mill Rd/Hudson Rd)	Aiken	ARTS	\$50 RW	\$2,000 CON						\$2,050
Intersection Improvements - US 278 (Williston Rd) at SC 302 (Silver Bluff Rd)	Aiken	ARTS	\$1,776 CON							\$1,776
Intersection Improvement US 176 (State Rd)/S-135 (Mudville Rd)	Berkeley	BCD		\$100 RW	\$2,000 CON					\$2,100
Intersection improvement SC 34/SC 39	Newberry	Central Midlands	\$100 RW	\$2,000 CON						\$2,100
Safety Improvements/RSA US 17A	Berkeley	CHATS	\$50 RW	\$2,000 CON						\$2,050
Section/Corridor Improvements - S-29 - Eagle Rd (S-251) to S-585 (Near Garwood Rd)	Berkeley	CHATS	\$100 RW \$2,500 CON							\$2,600

 Pending Changes
 Submitted Changes
 Approved Changes

Dollar amounts are reported in 1000's.

Program Summary with Project Detail Report
STIP 2021-2027

Highway

	County	COG/MPO	2021 Planned	2022 Planned	2023 Planned	2024 Planned	2025 Planned	2026 Planned	2027 Planned	STIP Cost (2021-2027)
Intersection Improvement S-169 (Von Ohsen Rd)/S-881 (Lincolnville Rd)	Charleston	CHATS		\$100 RW	\$2,000 RW					\$2,100
Intersection Improvements S-76 (Ladson Rd)/S-2421 (College Park Rd)	Charleston	CHATS		\$500 RW						\$500
S-104 (King St.) - Bike/Ped Safety Improvements/RSA	Charleston	CHATS	\$50 RW	\$1,000 CON						\$1,050
S-106 (St. Philip St) - Bike/Ped Safety Improvements/RSA	Charleston	CHATS	\$150 PE	\$50 RW	\$750 CON					\$950
S-107 (Meeting St.) - Bike/Ped Safety Improvements/RSA	Charleston	CHATS	\$50 RW	\$800 CON						\$850
S-404 (Calhoun Street) - Bike/Ped Safety Improvements/RSA	Charleston	CHATS	\$200 PE	\$50 RW	\$800 CON					\$1,050
Safety Improvements/RSA S-75 (Ashley Phosphate Rd)	Charleston	CHATS	\$500 PE	\$50 RW	\$3,000 CON					\$3,550
Safety Improvements/RSA US 78	Charleston	CHATS	\$50 RW	\$2,000 CON						\$2,050
Section/Corridor Improvements - SC 642 - S-373 (State Park Rd) to S-259 (Near Parlor Dr)	Dorchester	CHATS	\$2,000 CON							\$2,000
Intersection Improvement US 21 (Charleston Hwy)/S-125B (Old Wire Rd)	Lexington	COATS	\$100 RW	\$2,000 CON						\$2,100
Intersection Improvements - S-408 (Old Cherokee) and S-204 (St Peters Rd)	Lexington	COATS	\$900 CON							\$900
Intersection Improvements - S-485 (Old Cherokee) and S-408 (Pilgrim Church Rd)	Lexington	COATS	\$1,915 CON							\$1,915
Section/Corridor Improvements - US 1 - S-150B (Ermine Rd) to S-741 (Alexandrea St)	Lexington	COATS	\$396 RW \$3,500 CON							\$3,896
Intersection Improvement SC 16/S-228	Richland	COATS	\$200 CON							\$200
S-10 (Harden St) - Bike/Ped Safety Project/RSA	Richland	COATS	\$50 RW	\$750 CON						\$800
Section/Corridor Improvements - US 1 - S-1720 (Atrium Way) to S-2271 (Risdon Way)	Richland	COATS	\$50 RW \$1,000 CON							\$1,050
Section/Corridor Improvements - US 176 - S-42 (St Andrews Rd) to S-834 (Atlantic Dr)	Richland	COATS	\$1,500 CON							\$1,500
US 21 (Blossom Street) - Bike/Ped Safety Improvements/RSA	Richland	COATS	\$50 RW	\$1,500 CON						\$1,550
Intersection improvement US 29/S-96 (Welcome Rd)	Anderson	GPATS		\$100 RW	\$2,000 CON					\$2,100
Intersection Improvement S-83 (Old Grove Rd)/L-27 (Bracken Rd)	Greenville	GPATS	\$100 RW	\$2,000 CON						\$2,100
Intersection improvement SC 81 (Anderson Rd)/ S-327 (Old Dunham Bridge Rd)	Greenville	GPATS	\$50 RW	\$1,000 CON						\$1,050
Intersection Improvements - SC 291 (N Pleasantburg Dr) and White Oak Dr	Greenville	GPATS	\$150 CON							\$150

 Pending Changes
 Submitted Changes
 Approved Changes

Dollar amounts are reported in 1000's.

Program Summary with Project Detail Report
STIP 2021-2027

Highway

	County	COG/MPO	2021 Planned	2022 Planned	2023 Planned	2024 Planned	2025 Planned	2026 Planned	2027 Planned	STIP Cost (2021-2027)
Safety Improvements/RSA SC 183	Greenville	GPATS	\$250 PE	\$50 RW	\$2,000 CON					\$2,300
Safety Improvements/RSA US 29	Greenville	GPATS	\$500 PE	\$50 RW	\$4,000 CON					\$4,550
Section/Corridor Improvements - S-279 (Reid School Rd) MP 2.60 to MP 3.10	Greenville	GPATS	\$1,600 CON							\$1,600
Section/Corridor Improvements - SC 146 - S-183 (Roper Mountain Rd) to S-654 (Bagwell Rd)	Greenville	GPATS	\$50 RW \$1,600 CON							\$1,650
Section/Corridor Improvements - US 25 - I-85 to S-782 (Lily St)	Greenville	GPATS	\$50 RW \$1,300 CON							\$1,350
Intersection Improvement SC 135 (Dacusville Hwy)/ S-95 (Jameson Rd)	Pickens	GPATS	\$100 RW	\$2,000 CON						\$2,100
Intersection Improvement S-908 (Gap Creek Road)/L-745 (Gary Armstrong/Hampton Rd)	Spartanburg	GPATS		\$100 RW	\$2,000 CON					\$2,100
I-85 Safety Improvements MP 30-60	Anderson, Greenville, Spartanburg	GPATS, SPATS	\$3,000 CON							\$3,000
Section/Corridor Improvements - US 278 - Near Jasper Co. Line to S-79 (Spanish Wells Rd)	Beaufort	LATS	\$950 CON							\$950
Intersection Improvement US 15 (Jefferies Hwy)/SC 61 (Augusta Hwy)	Colleton	Lowcountry	\$100 RW	\$2,000 CON						\$2,100
Intersection improvements at SC 292/L- 851 (Miller Farm Rd)	Spartanburg	SPATS	\$150 RW	\$1,500 CON						\$1,650

*Denotes Lump Sum project. See Lump Sum Summary for project breakdown.

■	Pending Changes
■	Submitted Changes
■	Approved Changes

Dollar amounts are reported in 1000's.

Program Summary with Project Detail Report
STIP 2021-2027

Highway

	2021	2022	2023	2024	2025	2026	2027	STIP Cost (2021-2027)
Total Apportioned (+)	\$115,597	\$115,597	\$115,597	\$115,597	\$115,597	\$115,597	\$115,597	\$809,179
Total Planned (-)	\$105,700	\$107,263	\$77,813	\$54,763	\$54,763	\$54,763	\$54,647	\$509,712
Total Debt Service (-)								
Total Advancement (+)								
Total Payback (-)								
Difference	\$9,897	\$8,334	\$37,784	\$60,834	\$60,834	\$60,834	\$60,950	\$299,467
Total Planned Breakdown								
Planned Projects	\$105,701	\$107,264	\$77,814	\$54,764	\$54,764	\$54,764	\$54,648	\$509,716
Planned Project AC								
Planned Project AC Conversion								

 Pending Changes
 Submitted Changes
 Approved Changes

Dollar amounts are reported in 1000's.

Program Summary with Project Detail Report
STIP 2021-2027

System Upgrade - Interstate

Highway

	County	COG/MPO	2021 Planned	2022 Planned	2023 Planned	2024 Planned	2025 Planned	2026 Planned	2027 Planned	STIP Cost (2021-2027)	Remaining Cost (2028+)
Widening/New Construction											
I-95 Corridor Improvement from GA State Line to US 278					\$8,600 PE \$3,300 RW (AC) \$3,300 RW	\$8,600 PE \$3,300 RW (ACC)				\$23,800	\$0
I-85 Corridor Improvements from GA State Line to Exit 19	Anderson, Oconee	Appalachian, ANATS		\$1,000 PL						\$1,000	\$0
I-26 from near SC 27 (Exit 187) to near Jedburg Road (Exit 194)	Berkeley	BCD, CHATS	\$4,000 RW \$10,000 CON \$140,292 CON (AC)	\$46,764 CON	\$46,764 CON	\$46,764 CON				\$154,292	\$0
I-26 widening from near SC 202 (Exit 85) to near US 176 (Exit 101)	Lexington, Newberry, Richland	Central Midlands, COATS	\$115,868 CON (ACC)							\$115,868	\$0
I-26 from near Jedburg Road (Exit 194) to near Nexton Parkway (Exit 197)	Berkeley	CHATS	\$22,735 CON (ACC)							\$22,735	\$0
Charleston/Berkeley (I-26) Rest Areas at MM 204	Berkeley, Charleston	CHATS		\$8,750 CON						\$8,750	\$0
I-526 (SC 7 to US 17) - Traffic Demand Modeling - Education, Promotion, Marketing	Berkeley, Charleston	CHATS	\$45 PL	\$50 PL	\$50 PL	\$50 PL	\$50 PL	\$50 PL	\$50 PL	\$345	\$450
I-526 from near Rivers Avenue (Exit 18) to near US 17 (Exit 30)	Berkeley, Charleston	CHATS				\$69,013 CON (ACC)	\$69,013 CON (ACC)			\$138,027	\$0
I-526 from near Virginia Avenue (Exit 20) to near Paul Cantrell Road (Exit 11)	Berkeley, Charleston	CHATS					\$766,363 CON (AC) \$10,000 CON	\$255,454 CON (ACC)	\$255,454 CON (ACC)	\$520,909	\$255,454
I-26 from near I-526 (Exit 212) to near Port Access Road (Exit 217)	Charleston	CHATS				\$10,000 CON \$354,313 CON (AC)	\$118,104 CON (ACC)	\$118,104 CON (ACC)	\$118,104 CON (ACC)	\$364,313	\$0
*I-20/I-26/I-126 - Corridor Improvements	Richland, Lexington	COATS	\$75,000 RW (ACC) \$89,600 CON (ACC)	\$68,000 RW (ACC) \$76,600 CON (ACC)	\$37,700 RW (ACC) \$200,600 CON (ACC)	\$236,400 CON (ACC)	\$152,000 CON (ACC)	\$90,000 CON (ACC)	\$90,000 CON (ACC)	\$1,115,900	\$270,000
I-85 Widening from near SC 153 (Exit 40) to near SC 85 (Exit 69)	Greenville, Spartanburg	GPATS, SPATS							\$714,500 CON (AC) \$10,000 CON	\$10,000	\$704,500
I-26 Corridor Improvement from Exit 125 to Exit 139	Lexington, Calhoun	Lower Savannah, Central Midlands, COATS	\$9,000 PE \$36,000 PE (AC)	\$9,000 PE (ACC)	\$9,000 PE (ACC) \$5,000 RW	\$9,000 PE (ACC) \$5,000 RW	\$9,000 PE (ACC)			\$55,000	\$0
I-26 from near US 176 (Exit 15) to near SC 296 (Exit 22)	Spartanburg	SPATS	\$1,307 RW		\$10,000 CON \$143,647 CON (AC)	\$47,882 CON (ACC)	\$47,882 CON (ACC)	\$47,882 CON (ACC)		\$154,954	\$0
I-85 - SC 290 I/C Improvements (Diverging Diamond Interchange, 2-Lane Exits)	Spartanburg	SPATS	\$12,000 CON (AC) \$5,000 CON	\$6,000 CON (ACC)	\$6,000 CON (ACC)					\$17,000	\$0
Orangeburg - I-26 Rest Areas at MM150	Orangeburg	Upper Savannah		\$8,750 CON						\$8,750	\$0

*Denotes Lump Sum project. See Lump Sum Summary for project breakdown.

	Pending Changes
	Submitted Changes
	Approved Changes

Dollar amounts are reported in 1000's.

Program Summary with Project Detail Report
STIP 2021-2027

Highway

System Upgrade - Interstate

	2021	2022	2023	2024	2025	2026	2027	STIP Cost (2021-2027)	Remaining Cost (2028+)
Total Apportioned (+)	\$418,643	\$332,555	\$341,729	\$455,629	\$458,179	\$461,229	\$463,079	\$2,931,043	
Total Planned (-)	\$332,555	\$224,914	\$327,014	\$436,009	\$406,049	\$511,490	\$473,608	\$2,711,639	\$9,843,224
Total Debt Service (-)	\$11,225	\$2,357						\$13,582	
Total Advancement (+)									
Total Payback (-)									
Difference	\$74,863	\$105,284	\$14,715	\$19,620	\$52,130	(\$50,261)	(\$10,529)	\$205,822	(\$9,843,224)
Total Planned Breakdown									
Planned Projects	\$29,352	\$65,314	\$73,714	\$70,415	\$10,051	\$51	\$10,051	\$258,947	\$451
Planned Project AC	\$188,292		\$146,947	\$354,313	\$766,363		\$714,500	\$2,170,415	
Planned Project AC Conversion	\$303,203	\$159,600	\$253,300	\$365,595	\$395,999	\$511,440	\$463,558	\$2,452,695	\$1,229,953

■ Pending Changes
■ Submitted Changes
■ Approved Changes

Dollar amounts are reported in 1000's.

Program Summary with Project Detail Report
STIP 2021-2027

Transportation Alternatives

Highway

	County	COG/MPO	2021 Planned	2022 Planned	2023 Planned	2024 Planned	2025 Planned	2026 Planned	2027 Planned	STIP Cost (2021-2027)
Areas <5K										
*Transportation Alternatives areas under 5,000			\$3,313 CON	\$3,313 CON	\$3,313 CON	\$3,313 CON	\$3,313 CON	\$3,313 CON	\$3,313 CON	\$23,193

 Pending Changes
 Submitted Changes
 Approved Changes

Dollar amounts are reported in 1000's.

Program Summary with Project Detail Report
STIP 2021-2027

Transportation Alternatives

Highway

	County	COG/MPO	2021 Planned	2022 Planned	2023 Planned	2024 Planned	2025 Planned	2026 Planned	2027 Planned	STIP Cost (2021-2027)
Areas > 200K										
*Transportation Alternatives Areas over 200,000			\$3,822 CON	\$3,822 CON	\$3,822 CON	\$3,822 CON	\$3,822 CON	\$3,822 CON	\$3,822 CON	\$26,755

 Pending Changes
 Submitted Changes
 Approved Changes

Dollar amounts are reported in 1000's.

Program Summary with Project Detail Report
STIP 2021-2027

Transportation Alternatives

Highway

	County	COG/MPO	2021 Planned	2022 Planned	2023 Planned	2024 Planned	2025 Planned	2026 Planned	2027 Planned	STIP Cost (2021-2027)
Areas >5K & <200K										
*Transportation Alternatives areas over 5,000 but less than 200,000			\$2,338 CON	\$2,338 CON	\$2,338 CON	\$2,338 CON	\$2,338 CON	\$2,338 CON	\$2,338 CON	\$16,365

 Pending Changes
 Submitted Changes
 Approved Changes




Dollar amounts are reported in 1000's.

Program Summary with Project Detail Report
STIP 2021-2027

Transportation Alternatives

Highway

	County	COG/MPO	2021 Planned	2022 Planned	2023 Planned	2024 Planned	2025 Planned	2026 Planned	2027 Planned	STIP Cost (2021-2027)
Enhancement										
Operational/Shoulder Improvements - SC 3 (Marlboro Ave)	Barnwell	Lower Savannah			\$500 CON					\$500

	Pending Changes
	Submitted Changes
	Approved Changes

Dollar amounts are reported in 1000's.

Program Summary with Project Detail Report
STIP 2021-2027

Transportation Alternatives

Highway

	County	COG/MPO	2021 Planned	2022 Planned	2023 Planned	2024 Planned	2025 Planned	2026 Planned	2027 Planned	STIP Cost (2021-2027)
Recreational Trails										
*Transportation Alternatives Recreational Trails			\$1,499 CON	\$1,499 CON	\$1,499 CON	\$1,499 CON	\$1,499 CON	\$1,499 CON	\$1,499 CON	\$10,492

*Denotes Lump Sum project. See Lump Sum Summary for project breakdown.

 Pending Changes
 Submitted Changes
 Approved Changes

Dollar amounts are reported in 1000's.

Program Summary with Project Detail Report
STIP 2021-2027

Highway

Transportation Alternatives

	2021	2022	2023	2024	2025	2026	2027	STIP Cost (2021-2027)
Total Apportioned (+)	\$10,972	\$10,972	\$10,972	\$10,972	\$10,972	\$10,972	\$10,972	\$76,804
Total Planned (-)	\$10,972	\$10,972	\$11,472	\$10,972	\$10,972	\$10,972	\$10,972	\$77,304
Total Debt Service (-)								
Total Advancement (+)								
Total Payback (-)								
Difference	\$0	\$0	(\$500)	\$0	\$0	\$0	\$0	(\$500)

Total Planned Breakdown

Planned Projects	\$10,972	\$10,972	\$11,472	\$10,972	\$10,972	\$10,972	\$10,972	\$77,305
Planned Project AC								
Planned Project AC Conversion								

 Pending Changes
 Submitted Changes
 Approved Changes

Dollar amounts are reported in 1000's.

Program Summary with Project Detail Report
STIP 2021-2027

Highway

	County	COG/MPO	2021 Planned	2022 Planned	2023 Planned	2024 Planned	2025 Planned	2026 Planned	2027 Planned	STIP Cost (2021-2027)
SIB										
Mark Clark Expressway Completion	Charleston	CHATS			\$49,329 CON					\$49,329
Phase III Berlin Myers Parkway	Dorchester	CHATS	\$20,000 CON	\$10,000 CON						\$30,000
US 78 - Phase III (West of Old Orangeburg Rd (S-22) to Berlin Myers Parkway)	Dorchester	CHATS	\$3,250 RW							\$3,250
SC 160/I-77 Interchange Reconfiguration	York	RFATS		\$48,613 CON						\$48,613

*Denotes Lump Sum project. See Lump Sum Summary for project breakdown.

 Pending Changes
 Submitted Changes
 Approved Changes

Dollar amounts are reported in 1000's.

Program Summary with Project Detail Report
STIP 2021-2027

Highway

	2021	2022	2023	2024	2025	2026	2027	STIP Cost (2021-2027)
Total Apportioned (+)	\$49,663	\$41,864	\$40,403	\$41,999	\$41,771	\$42,038	\$41,784	\$299,522
Total Planned (-)	\$23,250	\$58,613	\$49,329					\$131,192
Total Debt Service (-)								
Total Advancement (+)								
Total Payback (-)								
Difference	\$26,413	(\$16,749)	(\$8,926)	\$41,999	\$41,771	\$42,038	\$41,784	\$168,330

Total Planned Breakdown

Planned Projects	\$23,250	\$58,613	\$49,329	\$0	\$0	\$0	\$0	\$131,192
Planned Project AC								
Planned Project AC Conversion								

 Pending Changes
 Submitted Changes
 Approved Changes

Dollar amounts are reported in 1000's.




Program Summary with Project Detail Report
STIP 2021-2027

SIB Payments

Highway

	County	COG/MPO	2021 Planned	2022 Planned	2023 Planned	2024 Planned	2025 Planned	2026 Planned	2027 Planned	STIP Cost (2021-2027)
SIB Payments										
*SIB Payments			\$49,663 CON	\$41,864 CON	\$40,403 CON	\$41,999 CON	\$41,771 CON	\$42,038 CON	\$41,784 CON	\$299,523

*Denotes Lump Sum project. See Lump Sum Summary for project breakdown.

	Pending Changes
	Submitted Changes
	Approved Changes

Dollar amounts are reported in 1000's.

Program Summary with Project Detail Report
STIP 2021-2027

Highway

	2021	2022	2023	2024	2025	2026	2027	STIP Cost (2021-2027)
Total Apportioned (+)	\$49,663	\$41,864	\$40,403	\$41,999	\$41,771	\$42,038	\$41,784	\$299,522
Total Planned (-)	\$49,662	\$41,864	\$40,403	\$41,999	\$41,771	\$42,038	\$41,783	\$299,520
Total Debt Service (-)								
Total Advancement (+)								
Total Payback (-)								
Difference	\$1	\$0	\$0	\$0	\$0	\$0	\$1	\$2

Total Planned Breakdown

Planned Projects	\$49,663	\$41,864	\$40,403	\$41,999	\$41,771	\$42,038	\$41,784	\$299,523
Planned Project AC								
Planned Project AC Conversion								

	Pending Changes
	Submitted Changes
	Approved Changes

Dollar amounts are reported in 1000's.

Regional Projects Summary Report
STIP 2021-2027

Regional Projects

Highway

Project	Rank	COG/MPO	Program Category	Program	Federal Program	FY 2021 Planned	FY 2022 Planned	FY 2023 Planned	FY 2024 Planned	FY 2025 Planned	FY 2026 Planned	FY 2027 Planned	STIP Cost (2021-2027)
Ashley River Crossing Bike and Pedestrian Bridge / Connects to existing West Ashley Greenway and West Ashley Bikeway		CHATS	Other Allocated Funds	USDOT Build Grant	OAF	\$18,150 CON							\$18,150
*CMAQ - 511 Program / Non-Mandatory			CMAQ	Non-Mandatory	CAQ	\$800 CON	\$800 CON						\$1,600
*CMAQ - ITS System Expansion / Non-Mandatory			CMAQ	Non-Mandatory	CAQ	\$8,700 CON	\$8,700 CON						\$17,400
*CMAQ - Real-Time Data / Non-Mandatory			CMAQ	Non-Mandatory	CAQ	\$450 PE	\$450 PE						\$900
David H. Mcleod Blvd. / Operational Improvement		FLATS	System Upgrade - Urban	FLATS	STBGP	\$25 PL							\$25
I-95 Corridor Improvement from GA State Line to US 278 / I-95 Corridor Improvement from (MMO) GA State Line to Exit 8 US 278 inside LATS	2018-1	LATS	System Upgrade - Interstate	Widening/New Construction	AC			\$3,300 RW					\$3,300
			System Upgrade - Interstate	Widening/New Construction	NHP			\$3,300 RW	\$3,300 RW (ACC)				\$6,600
			System Upgrade - Interstate	Widening/New Construction	STF			\$8,600 PE	\$8,600 PE				\$17,200
Intersection Improvement S-12/S-13 / Safety Improvement at S-12/S-13	2020-10	FLATS	Safety	Safety Improvements	HSP	\$200 CON							\$200
Intersection Improvement US 21 (Anderson Rd)/S-162(Hall Spencer Rd) / Safety Improvements at US 21 (Anderson Rd)/S-162 (Hall Spencer Rd)		RFATS	Safety	Safety Improvements	HSP		\$100 RW	\$2,000 CON					\$2,100
Intersection Improvement US 401 (N Darlington Hwy)/SC 341 / Safety Improvement at US 401 (N Darlington Hwy)/SC 341 (Lynchburg Hwy)	2020-4	Santee Lynches	Safety	Safety Improvements	HSP	\$100 RW	\$2,000 CON						\$2,100
*Interstate - Operations/Traffic Engineering - Cable Barrier /			Preventative Maintenance & Operations	Guardrail	STF	\$4,000 CON							\$4,000
*Interstate - Operations/Traffic Engineering - Guardrail /			Preventative Maintenance & Operations	Guardrail	STF	\$3,000 CON	\$3,000 CON						\$6,000
*Interstate Preventative Maintenance / Includes eligible preventative maintenance activities on Interstate pavements such as Chip Seal, Micro-Surfacing, HMA Overlay, 2 in. Mill & Fill, OGFC, Concrete joint/crack seal, Diamond Grinding, etc			Pavements	Interstates	NHP		\$150,000 CON	\$150,000 CON	\$150,000 CON	\$150,000 CON	\$150,000 CON	\$150,000 CON	\$900,000
*Off-System Bridges /			Bridges	Off-System	STBGP	\$17,000 CON	\$17,000 CON	\$17,000 CON	\$17,000 CON	\$17,000 CON	\$17,000 CON		\$102,000
*Planning - Statewide - MPO /			Planning	Metro PL	PL	\$4,247 PL	\$4,247 PL	\$4,247 PL	\$4,247 PL	\$4,247 PL	\$4,247 PL	\$4,247 PL	\$29,729
*Planning - Statewide - SPR /			Planning	Statewide SPR	SPR	\$17,098 PL	\$17,098 PL	\$17,098 PL	\$17,098 PL	\$17,098 PL	\$17,098 PL	\$17,098 PL	\$119,686
Radio Dr./Ebenezer Rd. / Widening		FLATS	System Upgrade - Urban	FLATS	STBGP	\$50 PL							\$50
*Railroad Crossings / Railroad Highway Protective Devices			Safety	Railroad Hazard Elimination	RHP	\$93 PE \$4,671 CON	\$93 PE \$4,671 CON	\$93 PE \$4,671 CON	\$93 PE \$4,671 CON	\$93 PE \$4,671 CON	\$93 PE \$4,671 CON	\$93 PE \$4,555 CON	\$33,232
RSA US 17 Bus (MP 9.56 - 13.4) / Safety Improvements/RSA US 17 Bus (MP 9.56 - 13.4)	2020-1	GSATS	Safety	Safety Improvements	HSP	\$350 PE \$50 RW	\$3,000 CON						\$3,400

	Pending Changes
	Submitted Changes
	Approved Changes

Dollar amounts are reported in 1000's.

Regional Projects Summary Report
STIP 2021-2027

Highway

Regional Projects

Project	Rank	COG/MPO	Program Category	Program	Federal Program	FY 2021 Planned	FY 2022 Planned	FY 2023 Planned	FY 2024 Planned	FY 2025 Planned	FY 2026 Planned	FY 2027 Planned	STIP Cost (2021-2027)
*Rural Road Safety Program / Safety Corridor improvements that target reducing road departure crashes resulting in fatalities or serious injuries.			Safety	Rural Road Safety	SFP	\$5,000 PE \$5,000 RW \$40,000 CON	\$5,000 PE \$5,000 RW \$40,000 CON	\$5,000 PE \$5,000 RW \$40,000 CON	\$5,000 PE \$5,000 RW \$40,000 CON	\$5,000 PE \$5,000 RW \$40,000 CON	\$5,000 PE \$5,000 RW \$40,000 CON	\$5,000 PE \$5,000 RW \$40,000 CON	\$350,000
S. Irby & Second Loop Rd. & Pamplico Hwy / Intersection Improvement		FLATS	System Upgrade - Urban	FLATS	STBGP	\$50 PL							\$50
S-241 (21st Ave N.) / RSA Safety Improvement S-241 (21st Ave N.)	2018-8	GSATS	Safety	Safety Improvements	HSP	\$200 PE \$50 RW	\$1,000 CON						\$1,250
S-54 (Paraham Rd)/S-80 (Campbell Rd)/ Safety Improvements at S-54/S-80	2020-18	RFATS	Safety	Safety Improvements	HSP	\$100 RW	\$2,000 CON						\$2,100
Safety Improvements/RSA - S-215 (Mr. Joe White Ave) / Safety Improvements/RSA - S-215 (Mr. Joe White Ave)	2018-10	GSATS	Safety	Safety Improvements	HSP	\$300 PE \$50 RW	\$2,000 CON						\$2,350
Safety Improvements/RSA US 17 / Safety Improvements/RSA US 17 (MP 23.5 - 26.04)	2020-5	GSATS	Safety	Safety Improvements	HSP	\$250 PE \$50 RW	\$2,500 CON						\$2,800
*Safety Program Administration /			Safety	Safety Improvements	HSP	\$2,000 PE	\$2,000 PE						\$4,000
*Safety Program Planning Phase /			Safety	Safety Improvements	HSP	\$5,000 PL	\$5,000 PL						\$10,000
*SIB Payments /			SIB Payments	SIB Payments	NHP	\$49,663 CON	\$41,864 CON	\$40,403 CON	\$41,999 CON	\$41,771 CON	\$42,038 CON	\$41,784 CON	\$299,522
*Signal Upgrade and New Installation /			Preventative Maintenance & Operations	Signals	STF	\$625 PE \$10,500 CON	\$625 PE \$10,500 CON	\$625 PE \$10,500 CON	\$625 PE \$10,500 CON	\$625 PE \$10,500 CON	\$625 PE \$10,500 CON	\$625 PE \$10,500 CON	\$77,875
*Signing and Marking / Signing & Marking on Interstate & Non-Interstate Routes			Preventative Maintenance & Operations	Signing & Marking	STF	\$275 PE \$8,600 CON	\$275 PE \$8,600 CON	\$275 PE \$8,600 CON	\$275 PE \$8,600 CON	\$275 PE \$8,600 CON	\$275 PE \$8,600 CON	\$275 PE \$8,600 CON	\$62,125
*Statewide Bridge Preventative Maintenance /			Preventative Maintenance & Operations	Bridge Rehab	STF	\$19,250 CON	\$19,250 CON	\$19,250 CON	\$19,250 CON	\$19,250 CON	\$19,250 CON	\$19,250 CON	\$134,750
*Statewide Guardrail Repair Contract / Guardrail Repair on Non-Interstate Routes			Preventative Maintenance & Operations	Guardrail	STF	\$2,000 CON	\$6,000 CON	\$9,000 CON	\$9,000 CON	\$9,000 CON	\$9,000 CON	\$9,000 CON	\$53,000
*Statewide Operations & Maintenance / STIP FY21-FY27: Statewide Operations & Maintenance houses the budget for the following: General Administration, Engineering Administration, Intermodal Planning, Toll Operations, Land & Buildings, Hwy Maintenance, Employee Contributions. Previous Budget Items are consolidated in the above categories: Asset Management, Bridge Inspection, Field Maintenance, Incident Responder			Preventative Maintenance & Operations	Operations & Maintenance	STF	\$519,347 CON	\$531,797 CON	\$511,242 CON	\$510,681 CON	\$510,114 CON	\$509,542 CON	\$508,964 CON	\$3,601,687
*Statewide Pavements / County distribution to be determined on year to year basis			Pavements	Non-Interstate NHS	SFP	\$90,000 CON	\$90,000 CON	\$90,000 CON	\$90,000 CON	\$90,000 CON	\$90,000 CON	\$90,000 CON	\$630,000
*Statewide Rumble Strips /			Safety	Safety Improvements	HSP	\$100 PE \$7,000 CON	\$100 PE \$7,000 CON						\$14,200

	Pending Changes
	Submitted Changes
	Approved Changes

Dollar amounts are reported in 1000's.

Regional Projects Summary Report
STIP 2021-2027

Highway

Regional Projects

Project	Rank	COG/MPO	Program Category	Program	Federal Program	FY 2021 Planned	FY 2022 Planned	FY 2023 Planned	FY 2024 Planned	FY 2025 Planned	FY 2026 Planned	FY 2027 Planned	STIP Cost (2021-2027)
*Statewide Safety Initiative / This program will fund: - Guardrails to reduce severity of fixed object crashes along the interstate system. - Safety infrastructure on traffic signals and systems to include reflective backplates, flashing yellow arrows, additional heads, and signal timing/phasing improvements. - Sign sheeting reflectivity for all critical roadway safety signs such as chevrons and curve warning signs.			Safety	Safety Improvements	HSP	\$1,000 PE \$1,600 CON							\$2,600
*Transportation Alternatives Areas over 200,000 / * See MPO TIPs for project information			Transportation Alternatives	Areas > 200K	TAP	\$3,822 CON	\$3,822 CON	\$3,822 CON	\$3,822 CON	\$3,822 CON	\$3,822 CON	\$3,822 CON	\$26,754
*Transportation Alternatives areas over 5,000 but less than 200,000 / * See MPO TIPs for project information			Transportation Alternatives	Areas >5K & <200K	TAP	\$2,338 CON	\$2,338 CON	\$2,338 CON	\$2,338 CON	\$2,338 CON	\$2,338 CON	\$2,338 CON	\$16,366
*Transportation Alternatives areas under 5,000 /			Transportation Alternatives	Areas <5K	TAP	\$3,313 CON	\$3,313 CON	\$3,313 CON	\$3,313 CON	\$3,313 CON	\$3,313 CON	\$3,313 CON	\$23,191
*Transportation Alternatives Recreational Trails /			Transportation Alternatives	Recreational Trails	TAP	\$1,499 CON	\$1,499 CON	\$1,499 CON	\$1,499 CON	\$1,499 CON	\$1,499 CON	\$1,499 CON	\$10,493
US 501 & Enoch - Conway / US 501 & Enoch - Conway		Waccamaw	Local	CTC	CTC	\$636 CON							\$636
			System Upgrade - Rural	Waccamaw	STBGP	\$400 CON							\$400
US 501/L-8968/S-905 / Intersection Improvement US 501/L-8968/S-905	2020-12	GSATS	Safety	Safety Improvements	HSP	\$250 PE	\$300 RW	\$2,500 CON					\$3,050

*Denotes Lump Sum project. See Lump Sum Summary for project breakdown.

 Pending Changes
 Submitted Changes
 Approved Changes

Dollar amounts are reported in 1000's.

County Projects Summary Report
STIP 2021-2027

Highway

Abbeville

Project	Rank	COG/MPO	Program Category	Program	Federal Program	FY 2021 Planned	FY 2022 Planned	FY 2023 Planned	FY 2024 Planned	FY 2025 Planned	FY 2026 Planned	FY 2027 Planned	STIP Cost (2021-2027)	
*Abbeville County Pavements /		Upper Savannah	Pavements	FA Secondaries	SFP	\$1,254 CON	\$1,756 CON	\$1,756 CON	\$1,756 CON	\$1,756 CON	\$1,756 CON	\$1,756 CON	\$11,790	
			Pavements	Non-FA Secondaries	MTN	\$786 CON	\$786 CON	\$786 CON	\$786 CON	\$786 CON	\$786 CON	\$786 CON	\$786 CON	\$5,502
			Pavements	Non-FA Secondaries	SFP	\$556 CON	\$556 CON	\$556 CON	\$556 CON	\$556 CON	\$556 CON	\$556 CON	\$556 CON	\$3,892
			Pavements	Non-NHS Primary	SFP	\$2,838 CON	\$3,649 CON	\$4,865 CON	\$4,865 CON	\$4,865 CON	\$4,865 CON	\$4,865 CON	\$4,865 CON	\$30,812
S-111 over Broad Mouth Creek -Abbeville / S-111 over Broad Mouth Creek - Closed & Load Restricted Bridges Off System Abbeville		Upper Savannah	Bridges	Off-System	STBGP	\$50 RW	\$3,500 CON						\$3,550	

*Denotes Lump Sum project. See Lump Sum Summary for project breakdown.

■	Pending Changes
■	Submitted Changes
■	Approved Changes

Dollar amounts are reported in 1000's.

County Projects Summary Report
STIP 2021-2027

Highway

Aiken

Project	Rank	COG/MPO	Program Category	Program	Federal Program	FY 2021 Planned	FY 2022 Planned	FY 2023 Planned	FY 2024 Planned	FY 2025 Planned	FY 2026 Planned	FY 2027 Planned	STIP Cost (2021-2027)	
*Aiken County Pavements /		Lower Savannah ARTS	Pavements	FA Secondaries	SFP	\$3,942 CON	\$5,519 CON	\$5,519 CON	\$5,519 CON	\$5,519 CON	\$5,519 CON	\$5,519 CON	\$37,056	
			Pavements	Non-FA Secondaries	MTN	\$1,749 CON	\$1,749 CON	\$1,749 CON	\$1,749 CON	\$1,749 CON	\$1,749 CON	\$1,749 CON	\$1,749 CON	\$12,243
			Pavements	Non-FA Secondaries	SFP	\$1,239 CON	\$1,239 CON	\$1,239 CON	\$1,239 CON	\$1,239 CON	\$1,239 CON	\$1,239 CON	\$1,239 CON	\$8,673
			Pavements	Non-NHS Primary	SFP	\$4,955 CON	\$6,371 CON	\$8,495 CON	\$8,495 CON	\$8,495 CON	\$8,495 CON	\$8,495 CON	\$8,495 CON	\$53,801
Hitchcock Parkway / Improve Corridor along SC 118 (Hitchcock Pkwy), extending approx. 4.8 mi from US 1 (Jefferson Davis Hwy) to SC 302 (Silver Bluff Rd), consisting of various intersection improvements, with other possible operational upgrades/bike-ped accommodate throughout (MOA-31-20 with Valley Public Water & Sewer Authority)	2013-2	ARTS	Pavements	Non-NHS Primary	SFP	\$2,000 CON							\$2,000	
			System Upgrade - Urban	ARTS	STBGP	\$8,200 CON								\$8,200
I-20 Bridge Over South Edisto River / Bridge Replacement	2016-22	Lower Savannah	Bridges	Interstate/NHS	NHP		\$256 RW		\$23,371 CON				\$23,627	
I-20 EB & WB over S-980 and Abandoned Railroad / I-20 East bound and West bound Bridge replacements over S-980 and an abandoned Railroad in Aiken County	2016-13,2016-17	ARTS	Bridges	Interstate/NHS	NHP		\$245 RW		\$20,289 CON				\$20,534	
I-20 WB Bridge over SC 19 / Bridge Replacement	2016-20	ARTS	Bridges	Interstate/NHS	NHP		\$181 RW		\$14,996 CON				\$15,177	
I-20 WB Bridge Replacement over Abandoned RR / Bridge Replacement	2016-23	ARTS	Bridges	Interstate/NHS	NHP		\$117 RW		\$9,703 CON				\$9,820	
Intersection Improvements - SC 118 (University Parkway) and S-1303 (Croft Mill Rd/Hudson Rd) /	2016-16	ARTS	Safety	Safety Improvements	HSP	\$50 RW	\$2,000 CON						\$2,050	
Intersection Improvements - US 278 (Williston Rd) at SC 302 (Silver Bluff Rd) /	2013-11	ARTS	Safety	Safety Improvements	HSP	\$1,776 CON							\$1,776	
Pavement Reconstruction I-20 Exit 1 to Exit 5 / Pavement Reconstruction I-20 Exit 1 to Exit 5	2019-2	ARTS	Pavements	Interstates	NHP	\$35 PL							\$35	
S-145 (Storm Branch Road) over Tributary to Horse Creek / S-145 (Storm Branch Road) over Tributary to Horse Creek Bridge Replacement	2017-150	ARTS	Bridges	FA Non-NHS	STBGP		\$25 RW		\$1,500 CON				\$1,525	
S-732 (Cooper Pond Road) over Goodland Creek / S-732 (Cooper Pond Road) over Goodland Creek Bridge Replacement	2017-181	ARTS	Bridges	Off-System	STBGP		\$25 RW		\$1,200 CON				\$1,225	
SC 126 / (The end of I-520 to US 1) (Widen to 5 lanes)	2013-8	ARTS	System Upgrade - Urban	ARTS	STBGP	\$12,000 CON (ACC)							\$12,000	
SC 19 (Whiskey Road) at Old Whiskey Rd/White Pond Road / Intersection Improvement	2016-11,2016-2	ARTS	System Upgrade - Urban	ARTS	STBGP	\$1,250 CON							\$1,250	
SC 421 over Little Horse Creek /	2014-2	ARTS	Bridges	FA Non-NHS	STBGP		\$4,260 CON						\$4,260	
US 1 over Horse Creek / Bridge Replacement	2016-33	ARTS	Bridges	Interstate/NHS	NHP		\$500 RW	\$14,160 CON					\$14,660	
US 1 over Shaws Creek / Bridge Replacement	2016-29	ARTS	Bridges	Interstate/NHS	NHP		\$200 RW	\$11,431 CON					\$11,631	

*Denotes Lump Sum project. See Lump Sum Summary for project breakdown.

	Pending Changes
	Submitted Changes
	Approved Changes

Dollar amounts are reported in 1000's.

County Projects Summary Report
STIP 2021-2027

Highway

Allendale

Project	Rank	COG/MPO	Program Category	Program	Federal Program	FY 2021 Planned	FY 2022 Planned	FY 2023 Planned	FY 2024 Planned	FY 2025 Planned	FY 2026 Planned	FY 2027 Planned	STIP Cost (2021-2027)	
*Allendale County Pavements /		Lower Savannah	Pavements	FA Secondaries	SFP	\$821 CON	\$1,149 CON	\$1,149 CON	\$1,149 CON	\$1,149 CON	\$1,149 CON	\$1,149 CON	\$7,715	
			Pavements	Non-FA Secondaries	MTN	\$681 CON	\$681 CON	\$681 CON	\$681 CON	\$681 CON	\$681 CON	\$681 CON	\$681 CON	\$4,767
			Pavements	Non-FA Secondaries	SFP	\$482 CON	\$482 CON	\$482 CON	\$482 CON	\$482 CON	\$482 CON	\$482 CON	\$482 CON	\$3,374
			Pavements	Non-NHS Primary	SFP	\$1,474 CON	\$1,895 CON	\$2,527 CON	\$2,527 CON	\$2,527 CON	\$2,527 CON	\$2,527 CON	\$2,527 CON	\$16,004
Intersection Improvements - US 278 at US 321 /	2014-7	Lower Savannah	System Upgrade - Rural	Lower Savannah	STBGP	\$2,600 CON							\$2,600	
S-66 (Rocky Point Road) over Lower Three Run Creek / Bridge replacement S-66 (Rocky Point Road) over Lower Three Run Creek in Allendale	2013-3	Lower Savannah	Bridges	Off-System	STBGP		\$50 RW		\$3,300 CON				\$3,350	
US 301 over Savannah River / Bridge Replacement	2012-31,2016-37	Lower Savannah	Bridges	Interstate/NHS	NHP			\$50 RW		\$35,531 CON			\$35,581	

*Denotes Lump Sum project. See Lump Sum Summary for project breakdown.

 Pending Changes
 Submitted Changes
 Approved Changes

Dollar amounts are reported in 1000's.

County Projects Summary Report
STIP 2021-2027

Highway

Anderson

Project	Rank	COG/MPO	Program Category	Program	Federal Program	FY 2021 Planned	FY 2022 Planned	FY 2023 Planned	FY 2024 Planned	FY 2025 Planned	FY 2026 Planned	FY 2027 Planned	STIP Cost (2021-2027)	Remaining Cost (2028+)	
*Anderson County Pavements /		Appalachian ANATS,GPATS	Pavements	FA Secondaries	SFP	\$3,976 CON	\$5,567 CON	\$5,567 CON	\$5,567 CON	\$5,567 CON	\$5,567 CON	\$5,567 CON	\$37,378		
			Pavements	Non-FA Secondaries	MTN	\$1,085 CON	\$1,085 CON	\$1,085 CON	\$1,085 CON	\$1,085 CON	\$1,085 CON	\$1,085 CON	\$1,085 CON	\$7,595	
			Pavements	Non-FA Secondaries	SFP	\$769 CON	\$769 CON	\$769 CON	\$769 CON	\$769 CON	\$769 CON	\$769 CON	\$769 CON	\$5,383	
			Pavements	Non-NHS Primary	SFP	\$5,275 CON	\$6,782 CON	\$9,043 CON	\$9,043 CON	\$9,043 CON	\$9,043 CON	\$9,043 CON	\$9,043 CON	\$57,272	
Concord Road @ N. Main/Whitehall / Intersection Improvement at S-34 & SC 28 (Concord Rd/Whitehall Rd)		ANATS	System Upgrade - Urban	ANATS	STBGP		\$100 RW		\$500 CON				\$600		
I-85 Corridor Improvements from GA State Line to Exit 19 / I-85 Corridor Improvements from GA State Line to Exit 19	2018-4	Appalachian ANATS	System Upgrade - Interstate	Widening/New Construction	NHP		\$1,000 PL						\$1,000		
I-85 Safety Improvements MP 30-60 / I-85 Interstate Safety Improvements MP 30-60 Anderson, Greenville and Spartanburg	2018-6	GPATS,SPATS	Safety	Safety Improvements	HSP	\$3,000 CON							\$3,000		
Intersection improvement US 29/S-96 (Welcome Rd) / Safety improvements at US 29/S-96 (Welcome Rd)		GPATS	Safety	Safety Improvements	HSP		\$100 RW	\$2,000 CON					\$2,100		
Intersection Improvements - Monroe Street at Market Street /	2013-10	ANATS	System Upgrade - Urban	ANATS	STBGP							\$1,750 CON	\$1,750		
Intersection Improvements - S-34 (Whitehall Rd) & Sullivan Rd /	2014-2	ANATS	Safety	Safety Improvements	HSP	\$1,000 CON							\$1,000		
Intersection Improvements - SC 187 at Whitehall Road Extension /	2013-9	ANATS	System Upgrade - Urban	ANATS	STBGP	\$3,000 CON							\$3,000		
Intersection Improvements - SC 28 @ SC 185 /	2016-11	Appalachian	System Upgrade - Rural	Appalachian	STBGP	\$300 PE		\$200 RW	\$1,000 CON				\$1,500		
Intersection Improvements - US 178 (Liberty Highway) and SC 88 (Old Greenville Highway) /	2016-17	Appalachian	Safety	Safety Improvements	HSP	\$1,000 CON							\$1,000		
Intersection Improvements - US 76 (Clemson Hwy) @ S-60 (Welpine Rd) /	2016-5	Appalachian	System Upgrade - Rural	Appalachian	STBGP	\$450 RW	\$1,800 CON						\$2,250		
Intersection Improvements - US 76 and S-1125/Destination Blvd /	2016-21	ANATS	Safety	Safety Improvements	HSP	\$50 RW	\$1,800 CON						\$1,850		
Intersection Improvements - US 29 @ S-146 (Bowlan Rd)/S-331 (Old Williamston Rd) /	2016-2	Appalachian	System Upgrade - Rural	Appalachian	STBGP		\$350 RW	\$1,500 CON					\$1,850		
Midway Road, Harriett Circle and Crestview Road Intersection Improvement / Intersection Improvement of Midway Road, Harriett Circle, and Crestview Road to correct poor geometry and intersection spacing	2018-11	ANATS	System Upgrade - Urban	ANATS	STBGP	\$400 RW	\$2,500 CON						\$2,900		
Multi-Use Path /	2013-2	ANATS	System Upgrade - Urban	ANATS	STBGP	\$4,000 CON							\$4,000		
Quinn @ Railroad Intersection Improvement / Upgrade intersection and improve the existing geometric conditions		ANATS	System Upgrade - Urban	ANATS	STBGP									\$1,285	
Resurfacing - US 178 (Pickens County Line to S-58 (Rogers Rd./Levis Smith Road)) / Safety Section/Maintenance Resurfacing	2016-1	Appalachian	System Upgrade - Rural	Appalachian	STBGP		\$9,000 CON						\$9,000		
S. Main @ Shockley Ferry/Lewis St / Intersection improvement	2017-8	ANATS	System Upgrade - Urban	ANATS	STBGP	\$275 PE	\$250 RW		\$940 CON				\$1,465		

	Pending Changes
	Submitted Changes
	Approved Changes

Dollar amounts are reported in 1000's.

County Projects Summary Report
STIP 2021-2027

Highway

Anderson

Project	Rank	COG/MPO	Program Category	Program	Federal Program	FY 2021 Planned	FY 2022 Planned	FY 2023 Planned	FY 2024 Planned	FY 2025 Planned	FY 2026 Planned	FY 2027 Planned	STIP Cost (2021-2027)	Remaining Cost (2028+)
S-1021 over Huntington Creek Bridge Replacement / S-1021 over Huntington Creek Bridge Replacement - Closed & Load Restricted Bridges - Year 3 Off-System	2017-45	ANATS	Bridges	Off-System	STBGP		\$218 RW		\$1,672 CON				\$1,890	
S-169 over West Twenty Six Mile Creek Bridge Replacement - Anderson / S-169 over West Twenty Six Mile Creek Bridge Replacement - Anderson - Closed & Load Restricted - Off-System Year 3	2017-48	Appalachian	Bridges	Off-System	STBGP		\$20 RW		\$1,423 CON				\$1,443	
S-75 over US 29 / Bridge Replacement	2014-24	GPATS	Bridges	FA Non-NHS	STBGP	\$12,400 CON							\$12,400	
S-931 over Big Creek Bridge Replacement / S-931 over Big Creek Bridge Replacement - Closed & Load Restricted Bridges - Year 3 Off-System	2017-54	GPATS	Bridges	Off-System	STBGP		\$30 RW		\$2,320 CON				\$2,350	
US 29 over Devil Fork Creek / Bridge Replacement	2016-39	Appalachian	Bridges	Interstate/NHS	NHP	\$3,258 CON							\$3,258	
US 76 EB over Broadway Creek / Bridge Replacement	2016-48	ANATS	Bridges	Interstate/NHS	NHP	\$50 RW		\$3,449 CON					\$3,499	
Whitner St @ I Street / Realign intersection to create better intersection spacing between adjacent intersections.		ANATS	System Upgrade - Urban	ANATS	STBGP									\$1,445

*Denotes Lump Sum project. See Lump Sum Summary for project breakdown.
 †Denotes project with multiple counties.

 Pending Changes
 Submitted Changes
 Approved Changes

Dollar amounts are reported in 1000's.

County Projects Summary Report
STIP 2021-2027

Highway

Bamberg

Project	Rank	COG/MPO	Program Category	Program	Federal Program	FY 2021 Planned	FY 2022 Planned	FY 2023 Planned	FY 2024 Planned	FY 2025 Planned	FY 2026 Planned	FY 2027 Planned	STIP Cost (2021-2027)	
*Bamberg County Pavements /		Lower Savannah	Pavements	FA Secondaries	SFP	\$1,096 CON	\$1,534 CON	\$1,534 CON	\$1,534 CON	\$1,534 CON	\$1,534 CON	\$1,534 CON	\$10,300	
			Pavements	Non-FA Secondaries	MTN	\$693 CON	\$693 CON	\$693 CON	\$693 CON	\$693 CON	\$693 CON	\$693 CON	\$693 CON	\$4,851
			Pavements	Non-FA Secondaries	SFP	\$491 CON	\$491 CON	\$491 CON	\$491 CON	\$491 CON	\$491 CON	\$491 CON	\$491 CON	\$3,437
			Pavements	Non-NHS Primary	SFP	\$1,403 CON	\$1,804 CON	\$2,405 CON	\$2,405 CON	\$2,405 CON	\$2,405 CON	\$2,405 CON	\$2,405 CON	\$15,232
S-439 over Canal to South Edisto River / Bridge Replacement S-439 over Canal to South Edisto River in Bamberg County	2017-192	Lower Savannah	Bridges	Off-System	STBGP	\$1,605 CON							\$1,605	
US 301 over S. Edisto River /	2014-14	Lower Savannah	Bridges	Interstate/NHS	NHP	\$50 RW \$10,640 CON							\$10,690	

*Denotes lump sum project. See Lump Sum Summary for project breakdown.

 Pending Changes
 Submitted Changes
 Approved Changes

Dollar amounts are reported in 1000's.

County Projects Summary Report
STIP 2021-2027

Highway

Barnwell

Project	Rank	COG/MPO	Program Category	Program	Federal Program	FY 2021 Planned	FY 2022 Planned	FY 2023 Planned	FY 2024 Planned	FY 2025 Planned	FY 2026 Planned	FY 2027 Planned	STIP Cost (2021-2027)	
*Barnwell County Pavements /		Lower Savannah	Pavements	FA Secondaries	SFP	\$1,406 CON	\$1,968 CON	\$1,968 CON	\$1,968 CON	\$1,968 CON	\$1,968 CON	\$1,968 CON	\$13,214	
			Pavements	Non-FA Secondaries	MTN	\$685 CON	\$685 CON	\$685 CON	\$685 CON	\$685 CON	\$685 CON	\$685 CON	\$685 CON	\$4,795
			Pavements	Non-FA Secondaries	SFP	\$486 CON	\$486 CON	\$486 CON	\$486 CON	\$486 CON	\$486 CON	\$486 CON	\$486 CON	\$3,402
			Pavements	Non-NHS Primary	SFP	\$2,615 CON	\$3,363 CON	\$4,483 CON	\$4,483 CON	\$4,483 CON	\$4,483 CON	\$4,483 CON	\$4,483 CON	\$28,393
Operational/Shoulder Improvements - SC 3 (Marlboro Ave) / (SC 70 (Main St) in City of Barnwell to S-506 (South of S-169/Ashleigh Rd))		Lower Savannah	System Upgrade - Rural	Lower Savannah	STBGP		\$650 RW	\$3,000 CON					\$3,650	
			Transportation Alternatives	Enhancement	TAP			\$500 CON						\$500

*Denotes Lump Sum project. See Lump Sum Summary for project breakdown.

 Pending Changes
 Submitted Changes
 Approved Changes

Dollar amounts are reported in 1000's.

County Projects Summary Report
STIP 2021-2027

Highway

Beaufort

Project	Rank	COG/MPO	Program Category	Program	Federal Program	FY 2021 Planned	FY 2022 Planned	FY 2023 Planned	FY 2024 Planned	FY 2025 Planned	FY 2026 Planned	FY 2027 Planned	STIP Cost (2021-2027)	
*Beaufort County Pavements /		Lowcountry LATS	Pavements	FA Secondaries	SFP	\$1,262 CON	\$1,767 CON	\$1,767 CON	\$1,767 CON	\$1,767 CON	\$1,767 CON	\$1,767 CON	\$11,864	
			Pavements	Non-FA Secondaries	MTN	\$613 CON	\$613 CON	\$613 CON	\$613 CON	\$613 CON	\$613 CON	\$613 CON	\$613 CON	\$4,291
			Pavements	Non-FA Secondaries	SFP	\$434 CON	\$434 CON	\$434 CON	\$434 CON	\$434 CON	\$434 CON	\$434 CON	\$434 CON	\$3,038
			Pavements	Non-NHS Primary	SFP	\$1,527 CON	\$1,963 CON	\$2,618 CON	\$2,618 CON	\$2,618 CON	\$2,618 CON	\$2,618 CON	\$2,618 CON	\$16,580
Cross Island Parkway Toll Conversion / Convert the existing Cross Island Parkway toll facility (US 278) into a conventional non-tolled road.		LATS	Other Allocated Funds	Appropriation	STF	\$13,250 CON							\$13,250	
Section/Corridor Improvements - US 278 - Near Jasper Co. Line to S-79 (Spanish Wells Rd) /	2016-10	LATS	Safety	Safety Improvements	HSP	\$950 CON							\$950	
US 278 Corridor Improvements / US 278 Corridor Improvements from Buckingham Plantation Dr to Squire Pope Rd, including replacement of the EB Mackay Creek Bridge, intersection improvements on Pinkney Island and improvements to Jenkins Island.	2016-2,2018-1	LATS	Bridges	Interstate/NHS	NHP		\$500 RW		\$35,120 CON				\$35,620	
			Local	Beaufort Sales Tax	LOC				\$204,880 CON				\$204,880	

*Denotes Lump Sum project. See Lump Sum Summary for project breakdown.

 Pending Changes
 Submitted Changes
 Approved Changes

Dollar amounts are reported in 1000's.

County Projects Summary Report
STIP 2021-2027

Highway

Berkeley

Project	Rank	COG/MPO	Program Category	Program	Federal Program	FY 2021 Planned	FY 2022 Planned	FY 2023 Planned	FY 2024 Planned	FY 2025 Planned	FY 2026 Planned	FY 2027 Planned	STIP Cost (2021-2027)	Remaining Cost (2028+)		
*Berkeley County Pavements /		BCD CHATS	Pavements	FA Secondaries	SFP	\$2,087 CON	\$2,922 CON	\$2,922 CON	\$2,922 CON	\$2,922 CON	\$2,922 CON	\$2,922 CON	\$19,619			
			Pavements	Non-FA Secondaries	MTN	\$1,245 CON	\$1,245 CON	\$1,245 CON	\$1,245 CON	\$1,245 CON	\$1,245 CON	\$1,245 CON	\$1,245 CON	\$8,715		
			Pavements	Non-FA Secondaries	SFP	\$882 CON	\$882 CON	\$882 CON	\$882 CON	\$882 CON	\$882 CON	\$882 CON	\$882 CON	\$882 CON	\$6,174	
			Pavements	Non-NHS Primary	SFP	\$3,528 CON	\$4,535 CON	\$6,047 CON	\$6,047 CON	\$6,047 CON	\$6,047 CON	\$6,047 CON	\$6,047 CON	\$6,047 CON	\$38,298	
+Charleston/Berkeley (I-26) Rest Areas at MM 204 / Charleston/Berkeley (I-26) Rest Areas at MM 204		CHATS	Local	Local	STF	\$250 RW							\$250			
			System Upgrade - Interstate	Widening/New Construction	NHP		\$8,750 CON							\$8,750		
+CHATS - Bike/Pedestrian & Safety /		CHATS	System Upgrade - Urban	CHATS	STBGP	\$38 PL	\$38 PL						\$76			
CHATS - Complete Streets - Moncks Corner Signal Improvements /		CHATS	System Upgrade - Urban	CHATS	STBGP	\$930 CON							\$930			
+CHATS - Regional Freight Plan /		CHATS	System Upgrade - Urban	CHATS	STBGP	\$31 PL	\$31 PL						\$62			
+CHATS - Regional Intelligent Transportation System (ITS) Plan /		CHATS	System Upgrade - Urban	CHATS	STBGP	\$63 PL	\$63 PL						\$126			
+CHATS - Regional Park and Ride Development Project /		BCD CHATS	System Upgrade - Urban	CHATS	STBGP	\$1,000 CON	\$1,000 CON						\$2,000			
+CHATS - Transportation Modeling/Simulation System / Project matched with local funds		CHATS	System Upgrade - Urban	CHATS	STBGP	\$63 PL							\$63			
+CHATS Management & Implementation -Long Range Transportation Plan FY2021 / CHATS Management & Implementation -Long Range Transportation Plan FY2021		CHATS	System Upgrade - Urban	CHATS	STBGP	\$31 PL							\$31			
+CHATS Management & Implementation -Long Range Transportation Plan FY2022 / CHATS Management & Implementation -Long Range Transportation Plan FY2021		CHATS	System Upgrade - Urban	CHATS	STBGP		\$31 PL						\$31			
+CHATS -Management & Implementation of Congestion Management Plan FY2021 / CHATS - Management & Implementation of Congestion Management Plan FY2021		CHATS	System Upgrade - Urban	CHATS	STBGP	\$31 PL							\$31			
+CHATS -Management & Implementation of Congestion Management Plan FY2022 / CHATS - Management & Implementation of Congestion Management Plan FY2022		CHATS	System Upgrade - Urban	CHATS	STBGP		\$31 PL						\$31			
+CHATS Regional Bike/Ped Plan Maintenance & Implementation / Implement and Manage activities from the Regional Bike/Ped Plan Update		CHATS	System Upgrade - Urban	CHATS	STBGP		\$31 PL						\$31			
+CHATS Regional Bike/Ped Plan Maintenance & Implementation FY 21 / Implement and Manage activities from the Regional Bike/Ped Plan Update		CHATS	System Upgrade - Urban	CHATS	STBGP	\$31 PL							\$31			

 Pending Changes
 Submitted Changes
 Approved Changes

Dollar amounts are reported in 1000's.

County Projects Summary Report
STIP 2021-2027

Highway

Berkeley

Project	Rank	COG/MPO	Program Category	Program	Federal Program	FY 2021 Planned	FY 2022 Planned	FY 2023 Planned	FY 2024 Planned	FY 2025 Planned	FY 2026 Planned	FY 2027 Planned	STIP Cost (2021-2027)	Remaining Cost (2028+)
Clements Ferry Road - Phase II / From SC 41 to Jack Primus Road. (This project ranked 50 in the CHATS LRTP but a letter of justification was provided by CHATS in accordance with ACT 114)	2014-50	CHATS	System Upgrade - Urban	CHATS	STBGP	\$9,000 CON (ACC)		\$9,000 CON (ACC)					\$18,000	
I-26 (SC 27 to US 17A) / (Widening)	2015-25	CHATS	Interstate	Upgrade										
I-26 from near Jedburg Road (Exit 194) to near Nexton Parkway (Exit 197) / S-16 (Jedburg Rd) Interchange Improvements and widening of I-26 from MP 193 to MP 197 (MOA-12-18)	2007-25	CHATS	System Upgrade - Interstate	Widening/New Construction	NHP	\$22,735 CON (ACC)							\$22,735	
I-26 from near SC 27 (Exit 187) to near Jedburg Road (Exit 194) / Widening of I-26 from approximately milepoint 187 (SC 27 overpass) to milepoint 193 including interchange improvement at SC 27 and 2 twin bridge replacements over Cypress Swamp.	2007-25	BCD CHATS	System Upgrade - Interstate	Widening/New Construction	AC	\$140,292 CON								
			System Upgrade - Interstate	Widening/New Construction	NHP	\$4,000 RW \$10,000 CON	\$46,764 CON	\$46,764 CON	\$46,764 CON				\$154,292	
+I-526 (SC 7 to US 17) - Traffic Demand Modeling - Education, Promotion, Marketing / (Includes I-26 Corridor Management Plan)	2013-6,2013-8	CHATS	System Upgrade - Interstate	Widening/New Construction	NHP	\$45 PL	\$50 PL	\$50 PL	\$50 PL	\$50 PL	\$50 PL	\$50 PL	\$345	\$450
+I-526 from near Rivers Avenue (Exit 18) to near US 17 (Exit 30) / Widening of the mainline interstate and interchange improvements within the corridor.	2007-6	CHATS	System Upgrade - Interstate	Widening/New Construction	NHP				\$69,013 CON (ACC)	\$69,013 CON (ACC)			\$138,026	
+I-526 from near Virginia Avenue (Exit 20) to near Paul Cantrell Road (Exit 11) / I-26/I-526 Interchange Improvements including I-526 Corridor Improvements. Corridor Improvements include Rivers Ave, N Rhett/Virginia Interchange improvements, and minor ramp improvements at International, Montague, Dorchester, Leeds & Paul Cantrell including mainline widening from 4 to 8 lanes.	2013-6,2013-8	CHATS	System Upgrade - Interstate	Widening/New Construction	AC					\$766,363 CON				
			System Upgrade - Interstate	Widening/New Construction	NHP					\$10,000 CON	\$255,454 CON (ACC)	\$255,454 CON (ACC)	\$520,908	\$255,454
Intersection Improvement US 17 at SC 165 & US 17 at a New Road / Safety upgrades/traffic control/bike & pedestrian	2020-1,2020-2,2020-3	BCD	System Upgrade - Rural	BCD	STBGP		\$50 PL	\$389 PE	\$250 RW		\$3,028 CON		\$3,717	
Intersection Improvement US 176 (State Rd)/S-135 (Mudville Rd) / Safety improvement at US 176 (State Rd)/S-135 (Mudville Rd)	2019-15	BCD	Safety	Safety Improvements	HSP		\$100 RW	\$2,000 CON					\$2,100	
Intersection Improvement US 52 at SC 402 / Add new R-turn lane/signal upgrade/improve markings	2020-5	BCD	System Upgrade - Rural	BCD	STBGP		\$30 PL	\$50 PE	\$462 CON				\$542	
+ITS System Implementation / Intelligent Transportation System (ITS) Implementation		CHATS	System Upgrade - Urban	CHATS	STBGP	\$1,000 CON	\$1,000 CON						\$2,000	
Old Mt. Holly Road (S-45) Bridge Replacement over Unnamed Stream. / Bridge replacement along Old Mt. Holly Road (S-45) over Unnamed Stream in Berkeley County.	2017-25	CHATS	Bridges	FA Non-NHS	STBGP		\$1,050 RW	\$6,900 CON					\$7,950	
+Regional Transit Framework Plan / Project will be matched locally		CHATS	System Upgrade - Urban	CHATS	STBGP	\$31 PL	\$31 PL						\$62	

	Pending Changes
	Submitted Changes
	Approved Changes

Dollar amounts are reported in 1000's.

County Projects Summary Report
STIP 2021-2027

Highway

Berkeley

Project	Rank	COG/MPO	Program Category	Program	Federal Program	FY 2021 Planned	FY 2022 Planned	FY 2023 Planned	FY 2024 Planned	FY 2025 Planned	FY 2026 Planned	FY 2027 Planned	STIP Cost (2021-2027)	Remaining Cost (2028+)
Safety Improvements/RSA US 17A / Road Safety Audit Project Safety Improvements/RSA US 17A (MP 1.36 - 4.35)	2018-8	CHATS	Safety	Safety Improvements	HSP	\$50 RW	\$2,000 CON						\$2,050	
SC 41 over Wando River / Bridge Replacement	2007-12	BCD,CHATS	Bridge	Replacement (On-System)										
Section/Corridor Improvements - S-29 - Eagle Rd (S-251) to S-585 (Near Garwood Rd) /	2016-9	CHATS	Safety	Safety Improvements	HSP	\$100 RW \$2,500 CON							\$2,600	

*Denotes Lump Sum project. See Lump Sum Summary for project breakdown.
+Denotes project with multiple counties.

 Pending Changes
 Submitted Changes
 Approved Changes

Dollar amounts are reported in 1000's.

County Projects Summary Report
STIP 2021-2027

Highway

Calhoun

Project	Rank	COG/MPO	Program Category	Program	Federal Program	FY 2021 Planned	FY 2022 Planned	FY 2023 Planned	FY 2024 Planned	FY 2025 Planned	FY 2026 Planned	FY 2027 Planned	STIP Cost (2021-2027)	
*Calhoun County Pavements /		Lower Savannah COATS	Pavements	FA Secondaries	SFP	\$765 CON	\$1,071 CON	\$1,071 CON	\$1,071 CON	\$1,071 CON	\$1,071 CON	\$1,071 CON	\$7,191	
			Pavements	Non-FA Secondaries	MTN	\$708 CON	\$708 CON	\$708 CON	\$708 CON	\$708 CON	\$708 CON	\$708 CON	\$708 CON	\$4,956
			Pavements	Non-FA Secondaries	SFP	\$502 CON	\$502 CON	\$502 CON	\$502 CON	\$502 CON	\$502 CON	\$502 CON	\$502 CON	\$3,514
			Pavements	Non-NHS Primary	SFP	\$2,053 CON	\$2,640 CON	\$3,520 CON	\$3,520 CON	\$3,520 CON	\$3,520 CON	\$3,520 CON	\$3,520 CON	\$22,293
+I-26 Corridor Improvement from Exit 125 to Exit 139 /I-26 Corridor Improvement from Exit 125 Old Sandy Run Road to Exit 139 Burke Road	2018-1	Central Midlands, Lower Savannah COATS	System Upgrade - Interstate	Widening/New Construction	AC	\$36,000 PE								
			System Upgrade - Interstate	Widening/New Construction	NHP	\$9,000 PE	\$9,000 PE (ACC)	\$9,000 PE (ACC)	\$9,000 PE (ACC)	\$9,000 PE (ACC)				\$55,000

*Denotes Lump Sum project. See Lump Sum Summary for project breakdown.

+Denotes project with multiple counties.

 Pending Changes
 Submitted Changes
 Approved Changes

Dollar amounts are reported in 1000's.

County Projects Summary Report
STIP 2021-2027

Highway

Charleston

Project	Rank	COG/MPO	Program Category	Program	Federal Program	FY 2021 Planned	FY 2022 Planned	FY 2023 Planned	FY 2024 Planned	FY 2025 Planned	FY 2026 Planned	FY 2027 Planned	STIP Cost (2021-2027)	Remaining Cost (2028+)
Airport Connector Road / Airport Connector Road - Funded by SC Department of Commerce. Construction in FY 2018 funded by Charleston County Transportation Sales Tax		CHATS	Local	Local	LOC	\$10,773 CON							\$10,773	
Bike Ped Improvement SC 165 / Hollywood Town Limit to Town Council Rd. Add new bike lane/shoulder improvement.	2020-12,2020-7	BCD	System Upgrade - Rural	BCD	STBGP			\$250 PE	\$850 RW			\$1,950 CON	\$3,050	
*Charleston County Pavements /		BCD CHATS	Pavements	FA Secondaries	SFP	\$2,663 CON	\$3,728 CON	\$3,728 CON	\$3,728 CON	\$3,728 CON	\$3,728 CON	\$3,728 CON	\$25,031	
			Pavements	Non-FA Secondaries	MTN	\$1,442 CON	\$1,442 CON	\$1,442 CON	\$1,442 CON	\$1,442 CON	\$1,442 CON	\$1,442 CON	\$10,094	
			Pavements	Non-FA Secondaries	SFP	\$1,022 CON	\$1,022 CON	\$1,022 CON	\$1,022 CON	\$1,022 CON	\$1,022 CON	\$1,022 CON	\$7,154	
			Pavements	Non-NHS Primary	SFP	\$2,144 CON	\$2,756 CON	\$3,675 CON	\$3,675 CON	\$3,675 CON	\$3,675 CON	\$3,675 CON	\$23,275	
+Charleston/Berkeley (I-26) Rest Areas at MM 204 / Charleston/Berkeley (I-26) Rest Areas at MM 204		CHATS	Local	Local	STF	\$250 RW							\$250	
			System Upgrade - Interstate	Widening/New Construction	NHP		\$8,750 CON						\$8,750	
+CHATS - Bike/Pedestrian & Safety /		CHATS	System Upgrade - Urban	CHATS	STBGP	\$38 PL	\$38 PL						\$76	
+CHATS - Regional Freight Plan /		CHATS	System Upgrade - Urban	CHATS	STBGP	\$31 PL	\$31 PL						\$62	
+CHATS - Regional Intelligent Transportation System (ITS) Plan /		CHATS	System Upgrade - Urban	CHATS	STBGP	\$63 PL	\$63 PL						\$126	
+CHATS - Regional Park and Ride Development Project /		BCD CHATS	System Upgrade - Urban	CHATS	STBGP	\$1,000 CON	\$1,000 CON						\$2,000	
+CHATS - Transportation Modeling/Simulation System / Project matched with local funds		CHATS	System Upgrade - Urban	CHATS	STBGP	\$63 PL							\$63	
+CHATS Management & Implementation -Long Range Transportation Plan FY2021 / CHATS Management & Implementation -Long Range Transportation Plan FY2021		CHATS	System Upgrade - Urban	CHATS	STBGP	\$31 PL							\$31	
+CHATS Management & Implementation -Long Range Transportation Plan FY2022 / CHATS Management & Implementation -Long Range Transportation Plan FY2021		CHATS	System Upgrade - Urban	CHATS	STBGP		\$31 PL						\$31	
+CHATS -Management & Implementation of Congestion Management Plan FY2021 / CHATS - Management & Implementation of Congestion Management Plan FY2021		CHATS	System Upgrade - Urban	CHATS	STBGP	\$31 PL							\$31	
+CHATS -Management & Implementation of Congestion Management Plan FY2022 / CHATS - Management & Implementation of Congestion Management Plan FY2022		CHATS	System Upgrade - Urban	CHATS	STBGP		\$31 PL						\$31	
+CHATS Regional Bike/Ped Plan Maintenance & Implementation / Implement and Manage activities from the Regional Bike/Ped Plan Update		CHATS	System Upgrade - Urban	CHATS	STBGP		\$31 PL						\$31	
+CHATS Regional Bike/Ped Plan Maintenance & Implementation FY 21 / Implement and Manage activities from the Regional Bike/Ped Plan Update		CHATS	System Upgrade - Urban	CHATS	STBGP	\$31 PL							\$31	

 Pending Changes
 Submitted Changes
 Approved Changes

Dollar amounts are reported in 1000's.

County Projects Summary Report
STIP 2021-2027

Highway

Charleston

Project	Rank	COG/MPO	Program Category	Program	Federal Program	FY 2021 Planned	FY 2022 Planned	FY 2023 Planned	FY 2024 Planned	FY 2025 Planned	FY 2026 Planned	FY 2027 Planned	STIP Cost (2021-2027)	Remaining Cost (2028+)
Complete Streets - Daniel Island Improvements /		CHATS	System Upgrade - Urban	CHATS	STBGP	\$200 CON							\$200	
Folly Road Complete Streets Project / Implementation of concepts from the Folly Road Complete Streets Plan to include retrofitting West side of Folly Road with sidewalks and multi-use paths.		CHATS	System Upgrade - Urban	CHATS	STBGP	\$1,500 CON							\$1,500	
Harts Bluff Road (S-68) Bridge Replacement over Tidal Stream in Charleston County / Bridge replacement along Harts Bluff Road (S-68) over Tidal Stream in Charleston County.	2013-1	CHATS	Bridges	Off-System	STBGP	\$74 RW		\$3,406 CON					\$3,480	
I-26 from near I-526 (Exit 212) to near Port Access Road (Exit 217) / (Widening & Interchange Improvements)	2016-12	CHATS	System Upgrade - Interstate	Widening/New Construction	AC				\$354,313 CON					
			System Upgrade - Interstate	Widening/New Construction	NHP				\$10,000 CON	\$118,104 CON (ACC)	\$118,104 CON (ACC)	\$118,104 CON (ACC)	\$364,312	
H-526 (SC 7 to US 17) - Traffic Demand Modeling - Education, Promotion, Marketing / (Includes I-26 Corridor Management Plan)	2013-6,2013-8	CHATS	System Upgrade - Interstate	Widening/New Construction	NHP	\$45 PL	\$50 PL	\$50 PL	\$50 PL	\$50 PL	\$50 PL	\$50 PL	\$345	\$450
H-526 from near Rivers Avenue (Exit 18) to near US 17 (Exit 30) / Widening of the mainline interstate and interchange improvements within the corridor.	2007-6	CHATS	System Upgrade - Interstate	Widening/New Construction	NHP				\$69,013 CON (ACC)	\$69,013 CON (ACC)			\$138,026	
H-526 from near Virginia Avenue (Exit 20) to near Paul Cantrell Road (Exit 11) / I-26/I-526 Interchange Improvements including I-526 Corridor Improvements. Corridor Improvements include Rivers Ave, N Rhett/Virginia Interchange improvements, and minor ramp improvements at International, Montague, Dorchester, Leeds & Paul Cantrell including mainline widening from 4 to 8 lanes.	2013-6,2013-8	CHATS	System Upgrade - Interstate	Widening/New Construction	AC					\$766,363 CON				
			System Upgrade - Interstate	Widening/New Construction	NHP				\$10,000 CON	\$255,454 CON (ACC)	\$255,454 CON (ACC)	\$255,454 CON (ACC)	\$520,908	\$255,454
Intersection Improvement Project SC 162 at SC 165 & SC 162 at Gibson Rd / Safety Improvement, traffic control, bike and pedestrian	2020-12,2020-7	BCD	System Upgrade - Rural	BCD	STBGP		\$50 PL	\$200 PE	\$200 RW	\$1,719 CON			\$2,169	
Intersection Improvement S-169 (Von Ohlsen Rd)/S-881 (Lincolville Rd) / Safety Program Intersection Safety Improvement at S-169 (Von Ohlsen Rd)/S-881 (Lincolville Rd)	2019-16	CHATS	Safety	Safety Improvements	HSP		\$100 RW	\$2,000 RW					\$2,100	
Intersection Improvements S-76 (Ladson Rd)/S-2421 (College Park Rd) / Safety Program Intersection Safety Improvements at S-76 (Ladson Rd)/S-2421 (College Park Rd)	2019-5	CHATS	Safety	Safety Improvements	HSP		\$500 RW						\$500	
ITS System Implementation / Intelligent Transportation System (ITS) Implementation		CHATS	System Upgrade - Urban	CHATS	STBGP	\$1,000 CON	\$1,000 CON						\$2,000	
Mark Clark Expressway Completion / (US 17 to James Island Expressway) *Project being managed on behalf of Charleston Co. through a three-party agreement between SCDOT, SIB and Charleston Co.		CHATS	SIB	SIB	SIB			\$49,329 CON					\$49,329	

	Pending Changes
	Submitted Changes
	Approved Changes

Dollar amounts are reported in 1000's.

County Projects Summary Report
STIP 2021-2027

Highway

Charleston

Project	Rank	COG/MPO	Program Category	Program	Federal Program	FY 2021 Planned	FY 2022 Planned	FY 2023 Planned	FY 2024 Planned	FY 2025 Planned	FY 2026 Planned	FY 2027 Planned	STIP Cost (2021-2027)	Remaining Cost (2028+)
Maybank Highway Complete Streets and Safety Improvement Project / Adding Complete Streets and Safety Improvements along Maybank Highway		CHATS	C Program	C Program	OAF	\$247 CON							\$247	
			System Upgrade - Urban	CHATS	STBGP		\$988 CON							\$988
Old Pond Rd. (S-1632) Bridge Replacement over Simons Creek / Bridge replacement along Old Pond Rd. (S-1632) over Simons Creek in Charleston County	2017-84	BCD CHATS	Bridges	FA Non-NHS	STBGP	\$400 RW		\$3,600 CON					\$4,000	
Palmetto Commerce Interchange (I-26 @ MP 206) / Construct new interchange on I-26 between US 78 (University Blvd.) and S-75 (Ashley Phosphate Rd.) PE in 2017, 2018, 2019, & 2020 funded by SC Department of Commerce grant. ROW in 2018, 2019, 2020 funded by SC Department of Commerce Grant CON in 2018 funded by Charleston County Transportation Sales Tax CON in 2019, 2020, & 2021 funded by SC Department of Commerce Grant		CHATS	Local	Local	LOC	\$14,720 CON	\$7,360 CON						\$22,080	
Palmetto Commerce Phase III / PE in 2017, 2018, 2019, 2020, & 2021 funded by Charleston County Transportation Sales Tax ROW in 2019, 2020, 2021, & 2022 funded by Charleston County Transportation Sales Tax CON in 2021 & 2022 funded by Charleston County Transportation Revenue Bonds CON in 2023 funded by SC Department of Commerce Grant		CHATS	Local	Local	LOC	\$787 PE \$30,637 RW \$10,100 CON	\$12,255 RW \$36,360 CON	\$54,540 CON					\$144,679	
+Regional Transit Framework Plan / Project will be matched locally		CHATS	System Upgrade - Urban	CHATS	STBGP	\$31 PL	\$31 PL						\$62	
S-104 (King St.) - Bike/Ped Safety Improvements/RSA / Road Safety Audit Focused on Pedestrians S-104 (MP 0 - 1.89) - Bike/Ped Safety Improvements/RSA	2018-3	CHATS	Safety	Safety Improvements	HSP	\$50 RW	\$1,000 CON						\$1,050	
S-106 (St. Philip St) - Bike/Ped Safety Improvements/RSA / Road Safety Audit Focused on S-106 (MP 0 - 1.07) - Bike/Ped Safety Improvements/RSA	2018-6	CHATS	Safety	Safety Improvements	HSP	\$150 PE	\$50 RW	\$750 CON					\$950	
S-107 (Meeting St.) - Bike/Ped Safety Improvements/RSA / Road Safety Audit Focused on Pedestrians S-107 (MP 0 - 1.42) - Bike/Ped Safety Improvements/RSA	2018-2	CHATS	Safety	Safety Improvements	HSP	\$50 RW	\$800 CON						\$850	
S-404 (Calhoun Street) - Bike/Ped Safety Improvements/RSA / Road Safety Audit Focused on Pedestrians S-404 (MP 0 - 1.48) - Bike/Ped Safety Improvements/RSA	2018-4	CHATS	Safety	Safety Improvements	HSP	\$200 PE	\$50 RW	\$800 CON					\$1,050	
S-98 (Halfway Creek Road) (Steed Creek Road (S-10-1032) to 3.0 miles South of Steed Creek Road) / Resurfacing and shoulder widening		BCD	Federal Lands	Federal Lands	FL	\$55 PE \$867 CON							\$922	

- Pending Changes
- Submitted Changes
- Approved Changes

Dollar amounts are reported in 1000's.

County Projects Summary Report
STIP 2021-2027

Highway

Charleston

Project	Rank	COG/MPO	Program Category	Program	Federal Program	FY 2021 Planned	FY 2022 Planned	FY 2023 Planned	FY 2024 Planned	FY 2025 Planned	FY 2026 Planned	FY 2027 Planned	STIP Cost (2021-2027)	Remaining Cost (2028+)
S-98 (Halfway Creek Road) (Steed Creek Road (S-10-1032) to 3.0 miles South of Steed Creek Road		BCD	Pavements	Non-FA Secondaries	SFP	\$71 PE \$129 CON							\$200	
Safety Improvements/RSA S-75 (Ashley Phosphate Rd) / Road Safety Audit Project and Pedestrians Safety Improvements/RSA S-75 (MP 0 - 2.269) Safety Improvements / RSA S-62 (MP 0 - 1.82)	2018-7,2018-9	CHATS	Safety	Safety Improvements	HSP	\$500 PE	\$50 RW	\$3,000 CON					\$3,550	
Safety Improvements/RSA US 78 / Road Safety Audit Project Safety Improvements/RSA US 78 (MP 4.0 - 7.3)	2018-4	CHATS	Safety	Safety Improvements	HSP	\$50 RW	\$2,000 CON						\$2,050	
SC 41 over Wando River / Bridge Replacement	2007-12	BCD,CHATS	Bridge	Replacement (On-System)										
SC 7 over CSX & Norfolk Southern RR & S-39 / Bridge Replacement	2013-48	BCD,CHATS	Bridge	Replacement (On-System)										
Sweetgrass Basket Parkway - Phase 4B / (Six Mile Road to Hamlin Road) (Town of Mt Pleasant is paying the 20% match and not the state on the guideshare funds)	2014-59	CHATS	System Upgrade - Urban	CHATS	STBGP	\$3,261 RW		\$8,154 CON					\$11,415	

*Denotes Lump Sum project. See Lump Sum Summary for project breakdown.
 †Denotes project with multiple counties.

 Pending Changes
 Submitted Changes
 Approved Changes

Dollar amounts are reported in 1000's.

County Projects Summary Report
STIP 2021-2027

Highway

Cherokee

Project	Rank	COG/MPO	Program Category	Program	Federal Program	FY 2021 Planned	FY 2022 Planned	FY 2023 Planned	FY 2024 Planned	FY 2025 Planned	FY 2026 Planned	FY 2027 Planned	STIP Cost (2021-2027)	
*Cherokee County Pavements /		Appalachian	Pavements	FA Secondaries	SFP	\$1,376 CON	\$1,927 CON	\$1,927 CON	\$1,927 CON	\$1,927 CON	\$1,927 CON	\$1,927 CON	\$12,938	
			Pavements	Non-FA Secondaries	MTN	\$972 CON	\$972 CON	\$972 CON	\$972 CON	\$972 CON	\$972 CON	\$972 CON	\$972 CON	\$6,804
			Pavements	Non-FA Secondaries	SFP	\$689 CON	\$689 CON	\$689 CON	\$689 CON	\$689 CON	\$689 CON	\$689 CON	\$689 CON	\$4,823
			Pavements	Non-NHS Primary	SFP	\$2,452 CON	\$3,152 CON	\$4,203 CON	\$4,203 CON	\$4,203 CON	\$4,203 CON	\$4,203 CON	\$4,203 CON	\$26,619
*Closed and Load Restricted Design Build Package 2021-1 (District 4) / S-58 Moffitt Creek Road over Little Rocky Creek Bridge Replacement S-300 Rambo Road over Little Rocky Branch S-214 over Little Creek Bridge Replacement S-97 Josh Log Road over Tributary to Flat Creek S-87 Delta Road over Padgett's Creek S-97 over GoForth Creek Bridge Replacement S-265 over Manning Creek Bridge Replacement S-119 Bridge Replacement over Bear Creek		Appalachian, Catawba, Central Midlands	Bridges	Off-System	STBGP	\$16,634 CON							\$16,634	
+I-85 Safety Improvements MP 60 - 90 / I-85 Interstate Safety Improvements MP 60 - 90 Spartanburg & Cherokee Counties	2018-5	Appalachian SPATS	Safety	Safety Improvements	HSP	\$50 PE \$3,000 CON							\$3,050	
Intersection Improvements - SC 150 (S Limestone St) @ S-111 & SC 150 (Pacolet Hwy) @ S-111 /	2016-10	Appalachian	System Upgrade - Rural	Appalachian	STBGP	\$350 PE		\$250 RW \$750 CON					\$1,350	
S-61 (Old Post Road) Intersection Improvements / SC 105 to SC 11	2015-4	Appalachian	System Upgrade - Rural	Appalachian	STBGP	\$600 RW	\$2,000 CON						\$2,600	
US 29 over Southern Railroad / Bridge Replacement	2016-51	Appalachian	Bridges	Interstate/NHS	NHP	\$25 RW	\$2,990 CON						\$3,015	

*Denotes Lump Sum project. See Lump Sum Summary for project breakdown.

+Denotes project with multiple counties.

 Pending Changes
 Submitted Changes
 Approved Changes

Dollar amounts are reported in 1000's.

County Projects Summary Report
STIP 2021-2027

Highway

Chester

Project	Rank	COG/MPO	Program Category	Program	Federal Program	FY 2021 Planned	FY 2022 Planned	FY 2023 Planned	FY 2024 Planned	FY 2025 Planned	FY 2026 Planned	FY 2027 Planned	STIP Cost (2021-2027)
*Chester County Pavements /		Catawba	Pavements	FA Secondaries	SFP	\$993 CON	\$1,390 CON	\$1,390 CON	\$1,390 CON	\$1,390 CON	\$1,390 CON	\$1,390 CON	\$9,333
			Pavements	Non-FA Secondaries	MTN	\$1,137 CON	\$1,137 CON	\$1,137 CON	\$1,137 CON	\$1,137 CON	\$1,137 CON	\$1,137 CON	\$7,959
			Pavements	Non-FA Secondaries	SFP	\$805 CON	\$805 CON	\$805 CON	\$805 CON	\$805 CON	\$805 CON	\$805 CON	\$5,635
			Pavements	Non-NHS Primary	SFP	\$2,644 CON	\$3,399 CON	\$4,532 CON	\$4,532 CON	\$4,532 CON	\$4,532 CON	\$4,532 CON	\$28,703
*Closed and Load Restricted Design Build Package 2021-1 (District 4) / S-58 Moffitt Creek Road over Little Rocky Creek Bridge Replacement S-300 Rambo Road over Little Rocky Branch S-214 over Little Creek Bridge Replacement S-97 Josh Log Road over Tributary to Flat Creek S-87 Delta Road over Padgett's Creek S-97 over GoForth Creek Bridge Replacement S-265 over Manning Creek Bridge Replacement S-119 Bridge Replacement over Bear Creek		Appalachian, Catawba, Central Midlands	Bridges	Off-System	STBGP	\$16,634 CON							\$16,634
SC 72 Bridge Replacement over Bear Creek / Bridge Replacement	2016-42	Catawba	Bridges	Interstate/NHS	NHP	\$166 RW				\$5,141 CON			\$5,307
SC 72 Bridge Replacement Over South Fork Creek / Bridge Replacement	2016-41	Catawba	Bridges	Interstate/NHS	NHP	\$134 RW				\$4,177 CON			\$4,311
SC 901 Mountain Gap Road Bridge over Rocky Creek / Bridge replacement SC 901 over Rocky Creek Federal Aid and Non-NHS bridge with Catawba COG	2017-4	Catawba	Bridges	FA Non-NHS	STBGP		\$50 RW		\$5,000 CON				\$5,050
System Upgrade - SC 901 (Edgeland Rd) from SC 9 (Lancaster Highway) to approx Victorian Hills Drive /	2015-1	Catawba	System Upgrade - Rural	Catawba	STBGP		\$716 CON						\$716

*Denotes Lump Sum project. See Lump Sum Summary for project breakdown.

+Denotes project with multiple counties.

 Pending Changes
 Submitted Changes
 Approved Changes

Dollar amounts are reported in 1000's.

County Projects Summary Report
STIP 2021-2027

Highway

Chesterfield

Project	Rank	COG/MPO	Program Category	Program	Federal Program	FY 2021 Planned	FY 2022 Planned	FY 2023 Planned	FY 2024 Planned	FY 2025 Planned	FY 2026 Planned	FY 2027 Planned	STIP Cost (2021-2027)	
*Chesterfield County Pavements /		Pee Dee	Pavements	FA Secondaries	SFP	\$2,401 CON	\$3,361 CON	\$3,361 CON	\$3,361 CON	\$3,361 CON	\$3,361 CON	\$3,361 CON	\$22,567	
			Pavements	Non-FA Secondaries	MTN	\$1,280 CON	\$1,280 CON	\$1,280 CON	\$1,280 CON	\$1,280 CON	\$1,280 CON	\$1,280 CON	\$1,280 CON	\$8,960
			Pavements	Non-FA Secondaries	SFP	\$907 CON	\$907 CON	\$907 CON	\$907 CON	\$907 CON	\$907 CON	\$907 CON	\$907 CON	\$6,349
			Pavements	Non-NHS Primary	SFP	\$1,975 CON	\$2,539 CON	\$3,385 CON	\$3,385 CON	\$3,385 CON	\$3,385 CON	\$3,385 CON	\$3,385 CON	\$21,439
US 1 over Black Creek and Little Alligator Creek (Adjacent Culvert) /	2014-6	Pee Dee	Bridges	Interstate/NHS	NHP	\$8,300 CON							\$8,300	
US 1 over SCL Railroad / Bridge Replacement	2016-50	Pee Dee	Bridges	Interstate/NHS	NHP	\$11,193 CON							\$11,193	

*Denotes Lump Sum project. See Lump Sum Summary for project breakdown.

 Pending Changes
 Submitted Changes
 Approved Changes

Dollar amounts are reported in 1000's.

County Projects Summary Report
STIP 2021-2027

Highway

Clarendon

Project	Rank	COG/MPO	Program Category	Program	Federal Program	FY 2021 Planned	FY 2022 Planned	FY 2023 Planned	FY 2024 Planned	FY 2025 Planned	FY 2026 Planned	FY 2027 Planned	STIP Cost (2021-2027)	
*Clarendon County Pavements /		Santee Lynches	Pavements	FA Secondaries	SFP	\$2,068 CON	\$2,895 CON	\$2,895 CON	\$2,895 CON	\$2,895 CON	\$2,895 CON	\$2,895 CON	\$19,438	
			Pavements	Non-FA Secondaries	MTN	\$912 CON	\$912 CON	\$912 CON	\$912 CON	\$912 CON	\$912 CON	\$912 CON	\$912 CON	\$6,384
			Pavements	Non-FA Secondaries	SFP	\$646 CON	\$646 CON	\$646 CON	\$646 CON	\$646 CON	\$646 CON	\$646 CON	\$646 CON	\$4,522
			Pavements	Non-NHS Primary	SFP	\$1,987 CON	\$2,555 CON	\$3,406 CON	\$3,406 CON	\$3,406 CON	\$3,406 CON	\$3,406 CON	\$3,406 CON	\$21,572
S-194 over Newman Branch / S-194 Bridge Replacement over Newman Branch	2017-108	Santee Lynches	Bridges	Off-System	STBGP		\$50 RW		\$1,700 CON				\$1,750	

*Denotes Lump Sum project. See Lump Sum Summary for project breakdown.

 Pending Changes
 Submitted Changes
 Approved Changes

Dollar amounts are reported in 1000's.

County Projects Summary Report
STIP 2021-2027

Highway

Colleton

Project	Rank	COG/MPO	Program Category	Program	Federal Program	FY 2021 Planned	FY 2022 Planned	FY 2023 Planned	FY 2024 Planned	FY 2025 Planned	FY 2026 Planned	FY 2027 Planned	STIP Cost (2021-2027)	Remaining Cost (2028+)	
*Colleton County Pavements /		Lowcountry	Pavements	FA Secondaries	SFP	\$1,781 CON	\$2,493 CON	\$2,493 CON	\$2,493 CON	\$2,493 CON	\$2,493 CON	\$2,493 CON	\$16,739		
			Pavements	Non-FA Secondaries	MTN	\$1,340 CON	\$1,340 CON	\$1,340 CON	\$1,340 CON	\$1,340 CON	\$1,340 CON	\$1,340 CON	\$1,340 CON	\$9,380	
			Pavements	Non-FA Secondaries	SFP	\$949 CON	\$949 CON	\$949 CON	\$949 CON	\$949 CON	\$949 CON	\$949 CON	\$949 CON	\$6,643	
			Pavements	Non-NHS Primary	SFP	\$4,697 CON	\$6,039 CON	\$8,053 CON	\$8,053 CON	\$8,053 CON	\$8,053 CON	\$8,053 CON	\$8,053 CON	\$51,001	
+I-95 Resurfacing (near MM 33 to near MM 68 (NB/SB) / Resurfacing of concrete/asphalt pavement along NB/SB lanes of Interstate 95 from MM 33 to MM 68 within Colleton County.	2015-14,2015-52	Lowcountry	Pavements	Interstates	NHP	\$82,000 CON							\$82,000		
Intersection Improvement US 15 (Jefferies Hwy)/SC 61 (Augusta Hwy) / Safety Program Intersection Safety improvements at US 15 (Jefferies Hwy)/SC 61 (Augusta Hwy)	2019-9	Lowcountry	Safety	Safety Improvements	HSP	\$100 RW	\$2,000 CON						\$2,100		
S-15-74 over Buckhead Creek in Colleton County / S-15-74 over Buckhead Creek in Colleton County	2013-6	Lowcountry	Bridges	Off-System	STBGP		\$1,495 CON						\$1,495		
S-15-74 over Buckhead Creek in Colleton County (v2) / S-15-74 over Buckhead Creek in Colleton County Mill Pond BMP .210 to EMP.250	2013-7	Lowcountry	Bridges	Off-System	STBGP		\$1,487 CON						\$1,487		
Stocks Creek Rd (S-161) Bridge Replacement over Trib to Chehaw River in Colleton County / Bridge replacement along Stocks Creek Rd (S-161) over Trib to Chehaw River in Colleton County.	2008-46	Lowcountry	Bridges	Off-System	STBGP						\$800 PE		\$800	\$1,500	
US 17 over Edisto River (2) / Bridge Replacements	2016-21	Lowcountry	Bridges	Interstate/NHS	NHP		\$225 RW		\$19,601 CON				\$19,826		

*Denotes Lump Sum project. See Lump Sum Summary for project breakdown.

+Denotes project with multiple counties.

	Pending Changes
	Submitted Changes
	Approved Changes

Dollar amounts are reported in 1000's.

County Projects Summary Report
STIP 2021-2027

Highway

Darlington

Project	Rank	COG/MPO	Program Category	Program	Federal Program	FY 2021 Planned	FY 2022 Planned	FY 2023 Planned	FY 2024 Planned	FY 2025 Planned	FY 2026 Planned	FY 2027 Planned	STIP Cost (2021-2027)
*CHATS Management & Implementation -Long Range Transportation Plan FY2021 / CHATS Management & Implementation -Long Range Transportation Plan FY2021		CHATS	System Upgrade - Urban	CHATS	STBGP	\$31 PL							\$31
*Darlington County Pavements /		Pee Dee FLATS	Pavements	FA Secondaries	SFP	\$2,672 CON	\$3,740 CON	\$3,740 CON	\$3,740 CON	\$3,740 CON	\$3,740 CON	\$3,740 CON	\$25,112
			Pavements	Non-FA Secondaries	MTN	\$1,291 CON	\$1,291 CON	\$1,291 CON	\$1,291 CON	\$1,291 CON	\$1,291 CON	\$1,291 CON	\$9,037
			Pavements	Non-FA Secondaries	SFP	\$914 CON	\$914 CON	\$914 CON	\$914 CON	\$914 CON	\$914 CON	\$914 CON	\$6,398
			Pavements	Non-NHS Primary	SFP	\$2,286 CON	\$2,939 CON	\$3,918 CON	\$3,918 CON	\$3,918 CON	\$3,918 CON	\$3,918 CON	\$24,815
Intersection Improvements - US 52/401 (N Gov Williams Hwy) at US 15 (Hartsville Hwy) / (South of Society Hill)	2014-4	Pee Dee	System Upgrade - Rural	Pee Dee	STBGP		\$3,800 CON						\$3,800

*Denotes Lump Sum project. See Lump Sum Summary for project breakdown.

*Denotes project with multiple counties.

 Pending Changes
 Submitted Changes
 Approved Changes

Dollar amounts are reported in 1000's.

County Projects Summary Report
STIP 2021-2027

Highway

Dillon

Project	Rank	COG/MPO	Program Category	Program	Federal Program	FY 2021 Planned	FY 2022 Planned	FY 2023 Planned	FY 2024 Planned	FY 2025 Planned	FY 2026 Planned	FY 2027 Planned	STIP Cost (2021-2027)	
*Dillon County Pavements /		Pee Dee	Pavements	FA Secondaries	SFP	\$1,115 CON	\$1,561 CON	\$1,561 CON	\$1,561 CON	\$1,561 CON	\$1,561 CON	\$1,561 CON	\$10,481	
			Pavements	Non-FA Secondaries	MTN	\$933 CON	\$933 CON	\$933 CON	\$933 CON	\$933 CON	\$933 CON	\$933 CON	\$933 CON	\$6,531
			Pavements	Non-FA Secondaries	SFP	\$661 CON	\$661 CON	\$661 CON	\$661 CON	\$661 CON	\$661 CON	\$661 CON	\$661 CON	\$4,627
			Pavements	Non-NHS Primary	SFP	\$1,931 CON	\$2,483 CON	\$3,311 CON	\$3,311 CON	\$3,311 CON	\$3,311 CON	\$3,311 CON	\$3,311 CON	\$20,969
+I-95 (Near MM 171 to near MM 193) (SB) /	2015-49	Pee Dee FLATS	Pavements	Interstates	NHP	\$50,000 CON							\$50,000	
Intersection Improvement - SC 9/57 and S-76 /	2016-2	Pee Dee	System Upgrade - Rural	Pee Dee	STBGP	\$500 RW	\$3,000 CON						\$3,500	

*Denotes Lump Sum project. See Lump Sum Summary for project breakdown.

+Denotes project with multiple counties.

	Pending Changes
	Submitted Changes
	Approved Changes

Dollar amounts are reported in 1000's.

County Projects Summary Report
STIP 2021-2027

Highway

Dorchester

Project	Rank	COG/MPO	Program Category	Program	Federal Program	FY 2021 Planned	FY 2022 Planned	FY 2023 Planned	FY 2024 Planned	FY 2025 Planned	FY 2026 Planned	FY 2027 Planned	STIP Cost (2021-2027)
+CHATS - Bike/Pedestrian & Safety /		CHATS	System Upgrade - Urban	CHATS	STBGP	\$38 PL	\$38 PL						\$76
+CHATS - Regional Freight Plan /		CHATS	System Upgrade - Urban	CHATS	STBGP	\$31 PL	\$31 PL						\$62
+CHATS - Regional Intelligent Transportation System (ITS) Plan /		CHATS	System Upgrade - Urban	CHATS	STBGP	\$63 PL	\$63 PL						\$126
+CHATS - Regional Park and Ride Development Project /		BCD CHATS	System Upgrade - Urban	CHATS	STBGP	\$1,000 CON	\$1,000 CON						\$2,000
+CHATS - Transportation Modeling/Simulation System / Project matched with local funds		CHATS	System Upgrade - Urban	CHATS	STBGP	\$63 PL							\$63
+CHATS Management & Implementation -Long Range Transportation Plan FY2022 / CHATS Management & Implementation -Long Range Transportation Plan FY2021		CHATS	System Upgrade - Urban	CHATS	STBGP		\$31 PL						\$31
+CHATS -Management & Implementation of Congestion Management Plan FY2021 / CHATS - Management & Implementation of Congestion Management Plan FY2021		CHATS	System Upgrade - Urban	CHATS	STBGP	\$31 PL							\$31
+CHATS -Management & Implementation of Congestion Management Plan FY2022 / CHATS - Management & Implementation of Congestion Management Plan FY2022		CHATS	System Upgrade - Urban	CHATS	STBGP		\$31 PL						\$31
+CHATS Regional Bike/Ped Plan Maintenance & Implementation / Implement and Manage activities from the Regional Bike/Ped Plan Update		CHATS	System Upgrade - Urban	CHATS	STBGP		\$31 PL						\$31
+CHATS Regional Bike/Ped Plan Maintenance & Implementation FY 21 / Implement and Manage activities from the Regional Bike/Ped Plan Update		CHATS	System Upgrade - Urban	CHATS	STBGP	\$31 PL							\$31
*Dorchester County Pavements /		BCD CHATS	Pavements	FA Secondaries	SFP	\$1,421 CON	\$1,989 CON	\$1,989 CON	\$1,989 CON	\$1,989 CON	\$1,989 CON	\$1,989 CON	\$13,355
			Pavements	Non-FA Secondaries	MTN	\$822 CON	\$822 CON	\$822 CON	\$822 CON	\$822 CON	\$822 CON	\$822 CON	\$5,754
			Pavements	Non-FA Secondaries	SFP	\$582 CON	\$582 CON	\$582 CON	\$582 CON	\$582 CON	\$582 CON	\$582 CON	\$4,074
			Pavements	Non-NHS Primary	SFP	\$2,008 CON	\$2,582 CON	\$3,443 CON	\$3,443 CON	\$3,443 CON	\$3,443 CON	\$3,443 CON	\$21,805
Intersection Improvement project SC 27 at S. Railroad Ave / geometry upgrade, signage, and markings	2020-10	BCD	System Upgrade - Rural	BCD	STBGP			\$50 PL	\$170 PE		\$200 RW	\$1,238 CON	\$1,658
+ITS System Implementation / Intelligent Transportation System (ITS) Implementation		CHATS	System Upgrade - Urban	CHATS	STBGP	\$1,000 CON	\$1,000 CON						\$2,000
Pavement Reconstruction I-26 (MM 172 to MM182) / Pavement Reconstruction I-26 (MM 172 to MM182)	2019-1	BCD	Pavements	Interstates	NHP	\$35 PL							\$35
Phase III Berlin Myers Parkway / New Construction and Right-Of-Way acquisition (\$7,331,000 in FY 2015 & \$7,331,000 in FY 2016 - Non-ARRA)	2013-9	CHATS	Local	Local	LOC	\$10,000 CON	\$12,500 CON	\$12,500 CON					\$35,000
			SIB	SIB	SIB	\$20,000 CON	\$10,000 CON						\$30,000
			System Upgrade - Urban	CHATS	AC	\$24,000 CON							

 Pending Changes
 Submitted Changes
 Approved Changes

Dollar amounts are reported in 1000's.

County Projects Summary Report
STIP 2021-2027

Highway

Dorchester

Project	Rank	COG/MPO	Program Category	Program	Federal Program	FY 2021 Planned	FY 2022 Planned	FY 2023 Planned	FY 2024 Planned	FY 2025 Planned	FY 2026 Planned	FY 2027 Planned	STIP Cost (2021-2027)
Phase III Berlin Myers Parkway / New Construction and Right-Of-Way acquisition	2013-9	CHATS	System Upgrade - Urban	CHATS	STBGP	\$12,500 CON	\$12,000 CON (ACC)	\$12,000 CON (ACC)					\$36,500
*Regional Transit Framework Plan / Project will be matched locally		CHATS	System Upgrade - Urban	CHATS	STBGP	\$31 PL	\$31 PL						\$62
Section/Corridor Improvements - SC 642 - S-373 (State Park Rd) to S-259 (Near Parlor Dr) /	2016-6	CHATS	Safety	Safety Improvements	HSP	\$2,000 CON							\$2,000
US 78 - Phase III (West of Old Orangeburg Rd (S-22) to Berlin Myers Parkway) /		CHATS	SIB	SIB	SIB	\$3,250 RW							\$3,250
			System Upgrade - Urban	CHATS	STBGP	\$4,557 RW							\$4,557
			Local	Dorchester Sales Tax	LOC		\$2,193 RW						\$2,193
*US 78 (US 178 to SC 275) / Part 2 Shoulder/Widening	2013-2	BCD	System Upgrade - Rural	BCD	STBGP		\$6,329 CON (ACC)						\$6,329
US 78 Phase II A •ROW Funding in FFY 2017 \$778,000 for ROW (Guideshare) • Construction Funding in FFY 2019 \$7,732,000 (Guideshare) •\$7,950,000 in Construction Funding in FFY 2019 (TIGER Funding) • \$2,710,000 in Construction Funding in FFY 2019 (Dorchester County Sales Tax) US 78 Phase II B (New Phase) • \$2,948,000 in ROW Funding in FY 2019 (Guideshare) •\$861,000 in ROW Funding in FY 2019 (Dorchester County Sales Tax) • \$1,200,000 in Construction Funding in FY 2020 (Guideshare) • \$5,300,000 in Construction Funding in FY 2020 (TIGER Funds) • \$8,200,000 in Construction Funding in FY 2020 (Dorchester County Sales Tax)													

*Denotes Lump Sum project. See Lump Sum Summary for project breakdown.
 †Denotes project with multiple counties.

 Pending Changes
 Submitted Changes
 Approved Changes

Dollar amounts are reported in 1000's.

County Projects Summary Report
STIP 2021-2027

Highway

Edgefield

Project	Rank	COG/MPO	Program Category	Program	Federal Program	FY 2021 Planned	FY 2022 Planned	FY 2023 Planned	FY 2024 Planned	FY 2025 Planned	FY 2026 Planned	FY 2027 Planned	STIP Cost (2021-2027)	Remaining Cost (2028+)	
*Edgefield County Pavements /		Upper Savannah	Pavements	FA Secondaries	SFP	\$1,608 CON	\$2,251 CON	\$2,251 CON	\$2,251 CON	\$2,251 CON	\$2,251 CON	\$2,251 CON	\$15,114		
			Pavements	Non-FA Secondaries	MTN	\$688 CON	\$688 CON	\$688 CON	\$688 CON	\$688 CON	\$688 CON	\$688 CON	\$688 CON	\$4,816	
			Pavements	Non-FA Secondaries	SFP	\$487 CON	\$487 CON	\$487 CON	\$487 CON	\$487 CON	\$487 CON	\$487 CON	\$487 CON	\$3,409	
			Pavements	Non-NHS Primary	SFP	\$1,955 CON	\$2,513 CON	\$3,351 CON	\$3,351 CON	\$3,351 CON	\$3,351 CON	\$3,351 CON	\$3,351 CON	\$21,223	
S-140 over Sleepy Creek Bridge Replacement / S-140 over Sleepy Creek Bridge Replacement - Closed & Load Restricted Bridges - Year 1	2017-73	Upper Savannah	Bridges	Off-System	STBGP	\$17 RW	\$2,873 CON						\$2,890		
US 25 from Greenhouse Road to SC 19 / (Phase II) (Widen to 4 lanes)	2014-2	Upper Savannah	System Upgrade - Rural	Upper Savannah	STBGP									\$14,000	

*Denotes lump sum project. See Lump Sum Summary for project breakdown.

 Pending Changes
 Submitted Changes
 Approved Changes

Dollar amounts are reported in 1000's.

County Projects Summary Report
STIP 2021-2027

Highway

Fairfield

Project	Rank	COG/MPO	Program Category	Program	Federal Program	FY 2021 Planned	FY 2022 Planned	FY 2023 Planned	FY 2024 Planned	FY 2025 Planned	FY 2026 Planned	FY 2027 Planned	STIP Cost (2021-2027)
*Closed and Load Restricted Design Build Package 2021-1 (District 4) / S-58 Moffitt Creek Road over Little Rocky Creek Bridge Replacement S-300 Rambo Road over Little Rocky Branch S-214 over Little Creek Bridge Replacement S-97 Josh Log Road over Tributary to Flat Creek S-87 Delta Road over Padgetts Creek S-97 over GoForth Creek Bridge Replacement S-265 over Manning Creek Bridge Replacement S-119 Bridge Replacement over Bear Creek		Appalachian, Catawba, Central Midlands	Bridges	Off-System	STBGP	\$16,634 CON							\$16,634
*Fairfield County Pavements /		Central Midlands COATS	Pavements	FA Secondaries	SFP	\$1,663 CON	\$2,328 CON	\$2,328 CON	\$2,328 CON	\$2,328 CON	\$2,328 CON	\$2,328 CON	\$15,631
			Pavements	Non-FA Secondaries	MTN	\$796 CON	\$796 CON	\$796 CON	\$796 CON	\$796 CON	\$796 CON	\$796 CON	\$5,572
			Pavements	Non-FA Secondaries	SFP	\$564 CON	\$564 CON	\$564 CON	\$564 CON	\$564 CON	\$564 CON	\$564 CON	\$3,948
			Pavements	Non-NHS Primary	SFP	\$3,449 CON	\$4,434 CON	\$5,912 CON	\$5,912 CON	\$5,912 CON	\$5,912 CON	\$5,912 CON	\$37,443
S-258 (Blink Bonnie Rd) Bridge Replacement over Thorntree Creek / S-258 (Blink Bonnie Rd) Bridge Replacement over Thorntree Creek - Load Restricted - Year 3 - Off-system	2008-108	Central Midlands	Bridges	Off-System	STBGP		\$25 RW		\$2,200 CON				\$2,225

*Denotes Lump Sum project. See Lump Sum Summary for project breakdown.

+Denotes project with multiple counties.

 Pending Changes
 Submitted Changes
 Approved Changes

Dollar amounts are reported in 1000's.

County Projects Summary Report
STIP 2021-2027

Highway

Florence

Project	Rank	COG/MPO	Program Category	Program	Federal Program	FY 2021 Planned	FY 2022 Planned	FY 2023 Planned	FY 2024 Planned	FY 2025 Planned	FY 2026 Planned	FY 2027 Planned	STIP Cost (2021-2027)
*Florence County Pavements /		Pee Dee FLATS	Pavements	FA Secondaries	SFP	\$4,018 CON	\$5,625 CON	\$5,625 CON	\$5,625 CON	\$5,625 CON	\$5,625 CON	\$5,625 CON	\$37,768
			Pavements	Non-FA Secondaries	MTN	\$1,576 CON	\$1,576 CON	\$1,576 CON	\$1,576 CON	\$1,576 CON	\$1,576 CON	\$1,576 CON	\$11,032
			Pavements	Non-FA Secondaries	SFP	\$1,116 CON	\$1,116 CON	\$1,116 CON	\$1,116 CON	\$1,116 CON	\$1,116 CON	\$1,116 CON	\$7,812
			Pavements	Non-NHS Primary	SFP	\$3,497 CON	\$4,497 CON	\$5,995 CON	\$5,995 CON	\$5,995 CON	\$5,995 CON	\$5,995 CON	\$37,969
+I-95 (Near MM 171 to near MM 193) (SB) /	2015-49	Pee Dee FLATS	Pavements	Interstates	NHP	\$50,000 CON							\$50,000
US 76 over Lynches River / Bridge Replacement	2014-21	FLATS	Bridges	FA Non-NHS	STBGP	\$14,560 CON							\$14,560

*Denotes Lump Sum project. See Lump Sum Summary for project breakdown.

+Denotes project with multiple counties.

 Pending Changes
 Submitted Changes
 Approved Changes

Dollar amounts are reported in 1000's.

County Projects Summary Report
STIP 2021-2027

Highway

Georgetown

Project	Rank	COG/MPO	Program Category	Program	Federal Program	FY 2021 Planned	FY 2022 Planned	FY 2023 Planned	FY 2024 Planned	FY 2025 Planned	FY 2026 Planned	FY 2027 Planned	STIP Cost (2021-2027)	
+Andrews Bypass / (Phase II) US 521 North of Andrews to SC 41	2013-1	Waccamaw	System Upgrade - Rural	Waccamaw	AC		\$24,000 CON							
			System Upgrade - Rural	Waccamaw	STBGP		\$12,000 CON	\$12,000 CON (ACC)	\$12,000 CON (ACC)				\$36,000	
Black River Road /	2013-27	GSATS	System Upgrade - Urban	GSATS	STBGP	\$450 RW				\$4,100 CON			\$4,550	
*Georgetown County Pavements /		Waccamaw GSATS	Pavements	FA Secondaries	SFP	\$1,553 CON	\$2,174 CON	\$2,174 CON	\$2,174 CON	\$2,174 CON	\$2,174 CON	\$2,174 CON	\$14,597	
			Pavements	Non-FA Secondaries	MTN	\$779 CON	\$779 CON	\$779 CON	\$779 CON	\$779 CON	\$779 CON	\$779 CON	\$779 CON	\$5,453
			Pavements	Non-FA Secondaries	SFP	\$552 CON	\$552 CON	\$552 CON	\$552 CON	\$552 CON	\$552 CON	\$552 CON	\$552 CON	\$3,864
			Pavements	Non-NHS Primary	SFP	\$1,797 CON	\$2,310 CON	\$3,080 CON	\$3,080 CON	\$3,080 CON	\$3,080 CON	\$3,080 CON	\$3,080 CON	\$19,507
Riverwood Dr. & Old Kings Hwy / Riverwood Dr. & Old Kings Hwy		GSATS	System Upgrade - Urban	GSATS	STBGP	\$325 RW		\$4,000 CON					\$4,325	
S-45 (Tomahawk Street) Bridge Replacement over Tributary to Boser Swamp in Georgetown County / Closed and Load Restricted Bridge Replacement - S-45 (Tomahawk Street) over Tributary to Boser Swamp. (Ports Creek)	2014-1	Waccamaw	Bridges	Off-System	STBGP	\$965 CON							\$965	

*Denotes Lump Sum project. See Lump Sum Summary for project breakdown.

+Denotes project with multiple counties.

■	Pending Changes
■	Submitted Changes
■	Approved Changes

Dollar amounts are reported in 1000's.

County Projects Summary Report
STIP 2021-2027

Highway

Greenville

Project	Rank	COG/MPO	Program Category	Program	Federal Program	FY 2021 Planned	FY 2022 Planned	FY 2023 Planned	FY 2024 Planned	FY 2025 Planned	FY 2026 Planned	FY 2027 Planned	STIP Cost (2021-2027)	Remaining Cost (2028+)			
Augusta Street Area Bike / Bike Lane	2016-3	GPATS	System Upgrade - Urban	GPATS	STBGP		\$200 PL						\$200				
Batesville Road (S-164) (Phase II) (Pelham Road to Pelham Road to the Parkway) / (Three lanes, wide outside lane, and sidewalks)	2013-16	GPATS	System Upgrade - Urban	GPATS	STBGP				\$1,900 RW	\$2,500 CON	\$8,500 CON (ACC)		\$12,900				
			System Upgrade - Urban	GPATS	AC						\$8,500 CON						
Butler Road (S-107) (Bridges Road to US 276) / (4 lanes, divided, bike lanes, and sidewalks)	2013-16	GPATS	System Upgrade - Urban	GPATS	STBGP	\$1,000 RW		\$4,500 CON	\$10,000 CON (ACC)				\$15,500				
			System Upgrade - Urban	GPATS	AC			\$10,000 CON									
Garlington Road from SC 146 to Roper Mountain Road / Corridor improvement	2016-1	GPATS	System Upgrade - Urban	GPATS	STBGP		\$300 PL						\$300				
*Greenville County Pavements /		Appalachian GPATS	Pavements	FA Secondaries	SFP	\$5,971 CON	\$8,360 CON	\$8,360 CON	\$8,360 CON	\$8,360 CON	\$8,360 CON	\$8,360 CON	\$8,360 CON	\$56,131			
			Pavements	Non-FA Secondaries	MTN	\$1,106 CON	\$1,106 CON	\$1,106 CON	\$1,106 CON	\$1,106 CON	\$1,106 CON	\$1,106 CON	\$1,106 CON	\$1,106 CON	\$7,742		
			Pavements	Non-FA Secondaries	SFP	\$783 CON	\$783 CON	\$783 CON	\$783 CON	\$783 CON	\$783 CON	\$783 CON	\$783 CON	\$783 CON	\$783 CON	\$5,481	
			Pavements	Non-NHS Primary	SFP	\$4,999 CON	\$6,427 CON	\$8,570 CON	\$8,570 CON	\$8,570 CON	\$8,570 CON	\$8,570 CON	\$8,570 CON	\$8,570 CON	\$8,570 CON	\$54,276	
Greer Taylors Greenway / Shared-Use Path	2017-4	GPATS	System Upgrade - Urban	GPATS	STBGP					\$25 PL			\$25				
Grove Road from US 25 to W. Faris Road / Corridor improvement	2016-3	GPATS	System Upgrade - Urban	GPATS	STBGP		\$500 PL						\$500				
Haywood Road and Pelham Road / Intersection improvement	2016-2	GPATS	System Upgrade - Urban	GPATS	STBGP		\$250 PL						\$250				
I-85 Safety Improvements MP 30-60 / I-85 Interstate Safety Improvements MP 30-60 Anderson, Greenville and Spartanburg	2018-6	GPATS, SPATS	Safety	Safety Improvements	HSP	\$3,000 CON							\$3,000				
I-85 Widening from near SC 153 (Exit 40) to near SC 85 (Exit 69) /	2007-5	GPATS, SPATS	System Upgrade - Interstate	Widening/New Construction	AC							\$714,500 CON					
			System Upgrade - Interstate	Widening/New Construction	NHP								\$10,000 CON	\$10,000	\$704,499		
Intersection Improvement S-83 (Old Grove Rd)/L-27 (Bracken Rd) / Safety Improvements at S-83 (Old Grove Rd)/L-27 (Bracken Rd)	2020-3	GPATS	Safety	Safety Improvements	HSP	\$100 RW	\$2,000 CON						\$2,100				
Intersection improvement SC 81 (Anderson Rd)/ S-327 (Old Dunham Bridge Rd) / Safety improvements at SC 81 (Anderson Rd)/ S-327 (Old Dunham Bridge Rd)		GPATS	Safety	Safety Improvements	HSP	\$50 RW	\$1,000 CON						\$1,050				
Intersection Improvements - SC 291 (N Pleasantburg Dr) and White Oak Dr /	2016-7	GPATS	Safety	Safety Improvements	HSP	\$150 CON							\$150				
Laurens Road Improvements (I-85 to Innovation Drive) / Corridor improvement	2017-4	GPATS	System Upgrade - Urban	GPATS	STBGP					\$40 PL			\$40				
Mauldin Golden Strip Gateway / Shared use path	2016-1	GPATS	System Upgrade - Urban	GPATS	STBGP		\$150 PL						\$150				
Mckelvey Rd (S-154) over Huff Creek / Bridge Replacement	2017-120	Appalachian GPATS	Bridges	FA Non-NHS	STBGP		\$125 RW		\$4,325 CON				\$4,450				
Pleasantburg Drive and Rutherford Road / Intersection improvement	2016-3	GPATS	System Upgrade - Urban	GPATS	STBGP		\$250 PL						\$250				

	Pending Changes
	Submitted Changes
	Approved Changes

Dollar amounts are reported in 1000's.

County Projects Summary Report
STIP 2021-2027

Highway

Greenville

Project	Rank	COG/MPO	Program Category	Program	Federal Program	FY 2021 Planned	FY 2022 Planned	FY 2023 Planned	FY 2024 Planned	FY 2025 Planned	FY 2026 Planned	FY 2027 Planned	STIP Cost (2021-2027)	Remaining Cost (2028+)
Roper Mountain Extension (S-547) (Pelham Road to Roper Mountain Road) / (This project may be combined with the Roper Mountain Road project for cost savings, if possible) (Three lanes, bike lanes, and sidewalk on one side)	2013-14	GPATS	System Upgrade - Urban	GPATS	STBGP	\$5,500 CON (ACC)							\$5,500	
Roper Mountain Road (S-548) (Roper Mountain Rd Extension (S-547) to Garlington Rd) / (This project may be combined with the Roper Mountain Road project for cost savings, if possible) (Three lanes, bike lanes, and sidewalk on one side)	2013-15	GPATS	System Upgrade - Urban	GPATS	STBGP	\$4,500 CON (ACC)							\$4,500	
Safety Improvements/RSA SC 183 / Safety Improvements/RSA SC 183 (MP 4.2 - 6.0)		GPATS	Safety	Safety Improvements	HSP	\$250 PE	\$50 RW	\$2,000 CON					\$2,300	
Safety Improvements/RSA US 29 / Road Safety Audit Project Safety Improvements/RSA US 29 (MP 8.6 - 11.3) Safety Improvements/RSA US 29 (MP 14.4 - 17)		GPATS	Safety	Safety Improvements	HSP	\$500 PE	\$50 RW	\$4,000 CON					\$4,550	
SC 253 (E Blue Ridge Rd) @ US 276 (Poinsett Hwy) Intersection Improvement / SC 253 (E Blue Ridge Rd) @ US 276 (Poinsett Hwy) Intersection Improvement	2017-4	GPATS	System Upgrade - Urban	GPATS	STBGP					\$35 PL			\$35	
Section/Corridor Improvements - S-279 (Reid School Rd) MP 2.60 to MP 3.10 /	2015-24	GPATS	Safety	Safety Improvements	HSP	\$1,600 CON							\$1,600	
Section/Corridor Improvements - SC 146 - S-183 (Roper Mountain Rd) to S-654 (Bagwell Rd) /	2016-2	GPATS	Safety	Safety Improvements	HSP	\$50 RW \$1,600 CON							\$1,650	
Section/Corridor Improvements - US 25 - I-85 to S-782 (Lily St) /	2016-8	GPATS	Safety	Safety Improvements	HSP	\$50 RW \$1,300 CON							\$1,350	
Traffic Signal Retiming Corridor - East Butler (Mauldin) /		GPATS	System Upgrade - Urban	GPATS	STBGP	\$70 CON							\$70	
Traffic Signal Retiming Corridor - Fairview Road (Simpsonville) /		GPATS	System Upgrade - Urban	GPATS	STBGP	\$90 CON							\$90	
Traffic Signal Retiming Corridor - US 276 (Cherrydale) /		GPATS	System Upgrade - Urban	GPATS	STBGP	\$80 CON							\$80	
Travelers Rest Shared Use Path / Shared Use Path, Bike Lanes	2017-5	GPATS	System Upgrade - Urban	GPATS	STBGP					\$20 PL			\$20	
US 123 Academy St. Improvements (Pendleton St to Washington Ave) / Corridor improvement	2017-4	GPATS	System Upgrade - Urban	GPATS	STBGP					\$60 PL			\$60	
US 25 (White Horse Rd) @ SC 253 (W Blue Ridge Rd) Intersection Improvements / Intersection Improvement	2017-4	GPATS	System Upgrade - Urban	GPATS	STBGP					\$25 PL			\$25	
US 25 NB & SB over S-119 & North Saluda River / Bridge Rehabilitation	2016-38	Appalachian	Bridges	Interstate/NHS	NHP		\$100 RW	\$2,520 CON					\$2,620	
US 29/Mills Avenue from Augusta Street to Stevens Street / Corridor Improvement	2016-2	GPATS	System Upgrade - Urban	GPATS	STBGP		\$500 PL						\$500	

	Pending Changes
	Submitted Changes
	Approved Changes

Dollar amounts are reported in 1000's.

County Projects Summary Report
STIP 2021-2027

Highway

Greenville

Project	Rank	COG/MPO	Program Category	Program	Federal Program	FY 2021 Planned	FY 2022 Planned	FY 2023 Planned	FY 2024 Planned	FY 2025 Planned	FY 2026 Planned	FY 2027 Planned	STIP Cost (2021-2027)	Remaining Cost (2028+)
West Georgia Road (S-272) from Neely Ferry Road to Fork Shoals Road / West Georgia Road Corridor Improvements at the intersections of Neely Ferry Road (L-2711), East Standing Springs Road (L-1155), and Rocky Creek Road (S-453). West Georgia Road will also be widened from Morning Mist Lane (L-9072) to Malibu Lane (L-9678) and Kettle Oak Way (L-8504) to Rio Grande Place (Private). (FPA-10-19)		GPATS	Other Allocated Funds	SAFETEA-LU	OAF		\$250 RW		\$2,211 CON				\$2,461	
Woodruff Road Parallel / (Woodruff Road to Miller Road) (Four Lane Divided, Planted Median, and Multi-use Path)	2015-1	GPATS	System Upgrade - Urban	GPATS	AC		\$28,350 RW							
			System Upgrade - Urban	GPATS	STBGP		\$8,750 RW	\$9,450 RW (ACC)	\$9,450 RW (ACC)	\$9,450 RW (ACC)		\$76,000 CON	\$113,100	
Woodside Streetscape Project / Multi-use path, sidewalks, crosswalks, curb ramps, streetscape lighting & landscaping at Fairview & Woodside, Woodside & Jones, & Jones to Wall in City of Fountain Inn		GPATS	Enhancement	MPO	ENH	\$107 CON							\$107	
			Local	Local	STF	\$310 CON							\$310	
			Other Allocated Funds	Appalachian Development	APD	\$313 CON							\$313	

*Denotes Lump Sum project. See Lump Sum Summary for project breakdown.

#Denotes project with multiple counties.

	Pending Changes
	Submitted Changes
	Approved Changes

Dollar amounts are reported in 1000's.

County Projects Summary Report
STIP 2021-2027

Greenwood

Highway

Project	Rank	COG/MPO	Program Category	Program	Federal Program	FY 2021 Planned	FY 2022 Planned	FY 2023 Planned	FY 2024 Planned	FY 2025 Planned	FY 2026 Planned	FY 2027 Planned	STIP Cost (2021-2027)	
*Greenwood County Pavements /		Upper Savannah	Pavements	FA Secondaries	SFP	\$2,027 CON	\$2,838 CON	\$2,838 CON	\$2,838 CON	\$2,838 CON	\$2,838 CON	\$2,838 CON	\$19,055	
			Pavements	Non-FA Secondaries	MTN	\$749 CON	\$749 CON	\$749 CON	\$749 CON	\$749 CON	\$749 CON	\$749 CON	\$749 CON	\$5,243
			Pavements	Non-FA Secondaries	SFP	\$531 CON	\$531 CON	\$531 CON	\$531 CON	\$531 CON	\$531 CON	\$531 CON	\$531 CON	\$3,717
			Pavements	Non-NHS Primary	SFP	\$2,603 CON	\$3,347 CON	\$4,462 CON	\$4,462 CON	\$4,462 CON	\$4,462 CON	\$4,462 CON	\$4,462 CON	\$28,260
S-102 over Ninety Six Creek Bridge Replacement /S-102 over Ninety Six Creek Bridge Replacement - Closed & Load Restricted Bridges - Year 1 - Off-System	2017-36	Upper Savannah	Bridges	Off-System	STBGP	\$15 RW	\$5,615 CON						\$5,630	
S-268 over Rocky Creek - Greenwood / S-268 (Haltiwanger Rd) over Rocky Creek Bridge Replacement - Greenwood - Closed & Load Restricted Bridges - Year 3 On-System	2017-163	Upper Savannah	Bridges	FA Non-NHS	STBGP		\$25 RW		\$3,773 CON				\$3,798	
S-27 over Ninety Six Creek Bridge Replacement /S-27 over Ninety Six Creek Bridge Replacement - Closed & Load Restricted Bridges - Year 1	2017-24	Upper Savannah	Bridges	Off-System	STBGP	\$17 RW	\$2,548 CON						\$2,565	
SC 34 over Wilson Creek / Bridge Replacement	2014-326	Upper Savannah	Bridges	FA Non-NHS	STBGP	\$7,972 CON							\$7,972	

*Denotes Lump Sum project. See Lump Sum Summary for project breakdown.

 Pending Changes
 Submitted Changes
 Approved Changes

Dollar amounts are reported in 1000's.

County Projects Summary Report
STIP 2021-2027

Highway

Hampton

Project	Rank	COG/MPO	Program Category	Program	Federal Program	FY 2021 Planned	FY 2022 Planned	FY 2023 Planned	FY 2024 Planned	FY 2025 Planned	FY 2026 Planned	FY 2027 Planned	STIP Cost (2021-2027)	
*Hampton County Pavements /		Lowcountry	Pavements	FA Secondaries	SFP	\$1,126 CON	\$1,576 CON	\$1,576 CON	\$1,576 CON	\$1,576 CON	\$1,576 CON	\$1,576 CON	\$10,582	
			Pavements	Non-FA Secondaries	MTN	\$751 CON	\$751 CON	\$751 CON	\$751 CON	\$751 CON	\$751 CON	\$751 CON	\$751 CON	\$5,257
			Pavements	Non-FA Secondaries	SFP	\$532 CON	\$532 CON	\$532 CON	\$532 CON	\$532 CON	\$532 CON	\$532 CON	\$532 CON	\$3,724
			Pavements	Non-NHS Primary	SFP	\$2,130 CON	\$2,738 CON	\$3,651 CON	\$3,651 CON	\$3,651 CON	\$3,651 CON	\$3,651 CON	\$3,651 CON	\$23,123
+I-95 Resurfacing (near MM 33 to near MM 68 (NB/SB) / Resurfacing of concrete/asphalt pavement along NB/SB lanes of Interstate 95 from MM 33 to MM 68 within Colleton County.	2015-14,2015-52	Lowcountry	Pavements	Interstates	NHP	\$82,000 CON							\$82,000	
Pocotaligo Road (S-17) Bridge Replacement over Broadwater Creek. / Bridge Replacement along Pocotaligo Road (S-17) over Broadwater Creek in Hampton County.	2017-109	Lowcountry	Bridges	FA Non-NHS	STBGP		\$25 RW		\$2,000 CON				\$2,025	
Rock Spring Road (S-51) Bridge Replacement over Unnamed Creek / Bridge replacement along Rock Spring Road (S-51) over Unnamed Creek in Hampton County.	2017-168	Lowcountry	Bridges	Off-System	STBGP			\$1,902 CON					\$1,902	

*Denotes Lump Sum project. See Lump Sum Summary for project breakdown.
+Denotes project with multiple counties.

 Pending Changes
 Submitted Changes
 Approved Changes

Dollar amounts are reported in 1000's.

County Projects Summary Report
STIP 2021-2027

Highway

Horry

Project	Rank	COG/MPO	Program Category	Program	Federal Program	FY 2021 Planned	FY 2022 Planned	FY 2023 Planned	FY 2024 Planned	FY 2025 Planned	FY 2026 Planned	FY 2027 Planned	STIP Cost (2021-2027)	
Broadway/Oak/9th Ave. N. Myrtle Beach / Broadway/Oak/9th Ave. N. Myrtle Beach - Intersection Improvement		GSATS	System Upgrade - Urban	GSATS	STBGP					\$325 RW	\$3,350 CON		\$3,675	
Coastal Carolina Pedestrian Safety Improvements / Coastal Carolina Pedestrian Safety Improvements along SC-544 from Cox Ferry Rd. to Founders Dr. FPA-7-19		GSATS	Enhancement	Rural	ENH	\$50 RW							\$50	
			C Program	C Program	CTC		\$300 CON						\$300	
			Enhancement	Bicycle & Pedestrian	ENH		\$425 CON						\$425	
			Local	Local	LOC		\$200 CON						\$200	
Conway Perimeter Road Phase II / New Location from US Highway 378 (at El-Bethel Road) to US 701 South		GSATS	Local	Horry Sales Tax	LOC	\$5,000 RW		\$11,400 CON					\$16,400	
Forestbrook Road (S-137) Widening / Forestbrook Road (S-137) Widening from US Highway 501 to Dick Pond Road (S-616)		GSATS	Local	Horry Sales Tax	LOC	\$15,000 RW			\$69,100 CON				\$84,100	
Fred Nash Boulevard Connection / Construct new three lane road extending Fred Nash Blvd to Harrelson Blvd		GSATS	Local	Horry Sales Tax	LOC	\$3,000 RW	\$14,800 CON						\$17,800	
*Horry County Pavements /		Waccamaw GSATS	Pavements	FA Secondaries	SFP	\$3,968 CON	\$5,555 CON	\$5,555 CON	\$5,555 CON	\$5,555 CON	\$5,555 CON	\$5,555 CON	\$37,298	
			Pavements	Non-FA Secondaries	MTN	\$1,227 CON	\$1,227 CON	\$1,227 CON	\$1,227 CON	\$1,227 CON	\$1,227 CON	\$1,227 CON	\$1,227 CON	\$8,589
			Pavements	Non-FA Secondaries	SFP	\$869 CON	\$869 CON	\$869 CON	\$869 CON	\$869 CON	\$869 CON	\$869 CON	\$869 CON	\$6,083
			Pavements	Non-NHS Primary	SFP	\$3,628 CON	\$4,665 CON	\$6,220 CON	\$6,220 CON	\$6,220 CON	\$6,220 CON	\$6,220 CON	\$6,220 CON	\$39,393
S-472 (Hwy 472) Bridge Replacement over Horsepen Creek in Horry County / Closed and Load Restricted Bridge Replacement - S-472 (Hwy 472) over Horsepen Creek. Bridge of Kingston Lake	2012-1	GSATS	Bridges	Off-System	STBGP	\$2,215 CON							\$2,215	
S-548 over Tributary to Crabtree Swamp / S-548 over Tributary to Crabtree Swamp	2017-114	Waccamaw GSATS	Bridges	FA Non-NHS	STBGP	\$100 RW	\$1,675 CON						\$1,775	
S-57 & S-111 Intersection Improvement / S-57 & S-111 Intersection Improvement		GSATS	Local	CTC	CTC	\$1,192 CON							\$1,192	
			System Upgrade - Urban	GSATS	STBGP	\$2,350 CON							\$2,350	
S-97 (Brunson Spring Rd.) over Palmetto Swamp /	2014-1	Waccamaw	Bridges	FA Non-NHS	STBGP	\$50 RW	\$2,417 CON						\$2,467	
SC 31 Extension to NC / Extend SC 31 (Carolina Bays Parkway) from SC 9 to NC state line		GSATS	Local	Horry Sales Tax	LOC		\$10,000 RW			\$160,000 CON			\$170,000	
SC Highway 9 East Widening / 1.2 mile widening project as part of the Ride III Local Option Sales Tax Projects.		Waccamaw	Local	Horry Sales Tax	LOC	\$4,000 RW	\$16,200 CON						\$20,200	
SELL / (Funding includes a transfer of \$4.0 million in the State Highway Fund allocated for the development of I-74 and \$500,000 of state funding shall be made available for the routing, planning, and construction)		GSATS	Local	Horry Sales Tax	LOC		\$15,000 RW						\$15,000	
Tournament Blvd. & McDowell Shortcut / Tournament Blvd. & McDowell Shortcut-GSATS Round 3 Intersection Projects		GSATS	System Upgrade - Urban	GSATS	STBGP	\$600 RW	\$3,650 CON						\$4,250	

 Pending Changes
 Submitted Changes
 Approved Changes

Dollar amounts are reported in 1000's.

County Projects Summary Report
STIP 2021-2027

Highway

Horry

Project	Rank	COG/MPO	Program Category	Program	Federal Program	FY 2021 Planned	FY 2022 Planned	FY 2023 Planned	FY 2024 Planned	FY 2025 Planned	FY 2026 Planned	FY 2027 Planned	STIP Cost (2021-2027)
US 17 and 27th Avenue S. - North Myrtle Beach / US 17 and 27th Avenue S. - North Myrtle Beach-Intersection Improvement		GSATS	System Upgrade - Urban	GSATS	STBGP		\$200 RW			\$1,400 CON			\$1,600
US 17 Bypass (Shetland to Backgate) / Widen to 6 lanes	2013-24	GSATS	System Upgrade - Urban	GSATS	AC		\$7,500 CON						
			System Upgrade - Urban	GSATS	STBGP		\$4,700 CON	\$7,500 CON (ACC)					\$12,200
US 378 and 16th Avenue Conway / US 378 and 16th Avenue Conway - Intersection Improvement		GSATS	System Upgrade - Urban	GSATS	STBGP		\$188 RW			\$1,750 CON			\$1,938
US 501 Realignment from Broadway Street to 7th Avenue North / Realign US 501 at Broadway Street to intersect with 7th Avenue North. Install sidewalks and improve intersection at 7th Avenue North		GSATS	Local	Horry Sales Tax	LOC	\$5,500 RW	\$6,900 CON						\$12,400
US 701 North Widening (North Conway) / Widen US 701 North from SC 319 to SC 22 to 5 lanes		GSATS	Local	Horry Sales Tax	LOC		\$50,100 CON						\$50,100
US Highway 17 Bus Intersection Improvements - Garden City / US 17 Bus @ Inlet Square Mall/Mt. Gilead Rd. US 17 Bus @ Atlantic Avenue US 17 Bus @ Garden City Connector/Pine Avenue		GSATS	Local	Horry Sales Tax	LOC	\$5,000 RW	\$13,300 CON						\$18,300
US Highway 701 Widening / US 701 widening - north of Loris as part of the Ride III Local Option Sales Tax Program		Waccamaw	Local	Horry Sales Tax	LOC		\$5,000 CON						\$5,000
US Hwy 501 Corridor Improvements / US Hwy 501 Corridor Improvements (SC 31 to SC 544)		GSATS	Local	Horry Sales Tax	LOC	\$7,500 RW	\$40,000 CON						\$47,500

*Denotes Lump Sum project. See Lump Sum Summary for project breakdown.

 Pending Changes
 Submitted Changes
 Approved Changes

Dollar amounts are reported in 1000's.

County Projects Summary Report
STIP 2021-2027

Highway

Jasper

Project	Rank	COG/MPO	Program Category	Program	Federal Program	FY 2021 Planned	FY 2022 Planned	FY 2023 Planned	FY 2024 Planned	FY 2025 Planned	FY 2026 Planned	FY 2027 Planned	STIP Cost (2021-2027)
I-95 Bridge Replacements over SC 46 / Bridge Replacement	2016-26	LATS	Bridges	Interstate/NHS	SFP		\$13,300 CON						\$13,300
+I-95 Resurfacing (near MM 33 to near MM 68 (NB/SB) / Resurfacing of concrete/asphalt pavement along NB/SB lanes of Interstate 95 from MM 33 to MM 68 within Colleton County.	2015-14,2015-52	Lowcountry	Pavements	Interstates	NHP	\$82,000 CON							\$82,000
I-95 SB over Bagshaw Swamp / Bridge Replacement	2016-12	LATS	Bridges	Interstate/NHS	SFP		\$4,309 CON						\$4,309
*Jasper County Pavements /		Lowcountry	Pavements	FA Secondaries	SFP	\$706 CON	\$988 CON	\$988 CON	\$988 CON	\$988 CON	\$988 CON	\$988 CON	\$6,634
			Pavements	Non-FA Secondaries	MTN	\$540 CON	\$540 CON	\$540 CON	\$540 CON	\$540 CON	\$540 CON	\$540 CON	\$3,780
			Pavements	Non-FA Secondaries	SFP	\$382 CON	\$382 CON	\$382 CON	\$382 CON	\$382 CON	\$382 CON	\$382 CON	\$2,674
			Pavements	Non-NHS Primary	SFP	\$2,585 CON	\$3,324 CON	\$4,431 CON	\$4,431 CON	\$4,431 CON	\$4,431 CON	\$4,431 CON	\$28,064
Kingfisher Pond Access Road FLAP project / Rehabilitation of Kingfisher Pond Access Road (S-103)		LATS	Federal Lands	Federal Lands	FL	\$35 CON							\$35

*Denotes Lump Sum project. See Lump Sum Summary for project breakdown.

*Denotes project with multiple counties.

 Pending Changes
 Submitted Changes
 Approved Changes

Dollar amounts are reported in 1000's.

County Projects Summary Report
STIP 2021-2027

Highway

Kershaw

Project	Rank	COG/MPO	Program Category	Program	Federal Program	FY 2021 Planned	FY 2022 Planned	FY 2023 Planned	FY 2024 Planned	FY 2025 Planned	FY 2026 Planned	FY 2027 Planned	STIP Cost (2021-2027)	
*Kershaw County Pavements /		Santee Lynches COATS	Pavements	FA Secondaries	SFP	\$2,359 CON	\$3,303 CON	\$3,303 CON	\$3,303 CON	\$3,303 CON	\$3,303 CON	\$3,303 CON	\$22,177	
			Pavements	Non-FA Secondaries	MTN	\$1,349 CON	\$1,349 CON	\$1,349 CON	\$1,349 CON	\$1,349 CON	\$1,349 CON	\$1,349 CON	\$1,349 CON	\$9,443
			Pavements	Non-FA Secondaries	SFP	\$956 CON	\$956 CON	\$956 CON	\$956 CON	\$956 CON	\$956 CON	\$956 CON	\$956 CON	\$6,692
			Pavements	Non-NHS Primary	SFP	\$1,884 CON	\$2,422 CON	\$3,229 CON	\$3,229 CON	\$3,229 CON	\$3,229 CON	\$3,229 CON	\$3,229 CON	\$20,451
US 1 at SCL Railroad (No. 1) / Bridge Replacement	2016-28	COATS	Bridges	Interstate/NHS	NHP		\$10,316 CON						\$10,316	
US 521 over Old RR Bed / Bridge Replacement	2016-32	Santee Lynches	Bridges	Interstate/NHS	NHP			\$50 RW \$800 CON					\$850	

*Denotes lump sum project. See Lump Sum Summary for project breakdown.

 Pending Changes
 Submitted Changes
 Approved Changes

Dollar amounts are reported in 1000's.

County Projects Summary Report
STIP 2021-2027

Highway

Lancaster

Project	Rank	COG/MPO	Program Category	Program	Federal Program	FY 2021 Planned	FY 2022 Planned	FY 2023 Planned	FY 2024 Planned	FY 2025 Planned	FY 2026 Planned	FY 2027 Planned	STIP Cost (2021-2027)
*Closed and Load Restricted Design Build Package 2021-1 (District 4) / S-58 Moffitt Creek Road over Little Rocky Creek Bridge Replacement S-300 Rambo Road over Little Rocky Branch S-214 over Little Creek Bridge Replacement S-97 Josh Log Road over Tributary to Flat Creek S-87 Delta Road over Padgett's Creek S-97 over GoForth Creek Bridge Replacement S-265 over Manning Creek Bridge Replacement S-119 Bridge Replacement over Bear Creek		Appalachian, Catawba, Central Midlands	Bridges	Off-System	STBGP	\$16,634 CON							\$16,634
Intersection Improvements - US 521 at Marvin Road Intersection /	2014-4	RFATS	System Upgrade - Urban	RFATS	STBGP	\$2,843 CON							\$2,843
*Lancaster County Pavements /		Catawba	Pavements	FA Secondaries	SFP	\$2,941 CON	\$4,118 CON	\$4,118 CON	\$4,118 CON	\$4,118 CON	\$4,118 CON	\$4,118 CON	\$27,649
			Pavements	Non-FA Secondaries	MTN	\$913 CON	\$913 CON	\$913 CON	\$913 CON	\$913 CON	\$913 CON	\$913 CON	\$6,391
			Pavements	Non-FA Secondaries	SFP	\$647 CON	\$647 CON	\$647 CON	\$647 CON	\$647 CON	\$647 CON	\$647 CON	\$4,529
			Pavements	Non-NHS Primary	SFP	\$2,396 CON	\$3,080 CON	\$4,107 CON	\$4,107 CON	\$4,107 CON	\$4,107 CON	\$4,107 CON	\$26,011
Preservation: S-541 (Douglas Road) from SC 200 (Great Falls Highway) to S-19 (Lynwood Drive) /	2015-18	Catawba	System Upgrade - Rural	Catawba	STBGP		\$5 PE \$900 CON						\$905
S-26 Fork Hill Rd over Little Lynches Creek / S-26 Fork Hill Rd over Little Lynches Creek Bridge Replacement	2017-143	Catawba	Bridges	FA Non-NHS	STBGP		\$50 RW	\$4,200 CON					\$4,250
S-294 Uriah Road over Camp Branch / S-294 Uriah Road over Camp Branch Bridge Replacement	2017-149	Catawba	Bridges	Off-System	STBGP		\$50 RW		\$1,500 CON				\$1,550
SC 9 over Gills Creek / Bridge Replacement	2016-40	Catawba	Bridges	Interstate/NHS	NHP	\$321 RW				\$5,624 CON			\$5,945
SC 9 over Wildcat Creek / Bridge Replacement	2016-44	Catawba	Bridges	Interstate/NHS	NHP	\$279 RW				\$13,047 CON			\$13,326
System Improvement - S-28 Shiloh Unity Rd from US 521 (Charlotte Highway) to SC 200 (Monroe Highway) /	2015-10	Catawba	System Upgrade - Rural	Catawba	STBGP	\$5 PE \$3,257 CON							\$3,262
System Improvement - Taxahaw Road /	2015-8	Catawba	System Upgrade - Rural	Catawba	STBGP		\$5 PE \$886 CON						\$891
Tabernacle Road improvements near Buford High School / This project is an operational improvement as a result of a new traffic pattern occurring in the area and congestion shifting from SC 522 to Tabernacle Road.		Catawba	System Upgrade - Rural	Catawba	STBGP	\$700 CON							\$700

*Denotes Lump Sum project. See Lump Sum Summary for project breakdown.

*Denotes project with multiple counties.

 Pending Changes
 Submitted Changes
 Approved Changes

Dollar amounts are reported in 1000's.

County Projects Summary Report
STIP 2021-2027

Highway

Laurens

Project	Rank	COG/MPO	Program Category	Program	Federal Program	FY 2021 Planned	FY 2022 Planned	FY 2023 Planned	FY 2024 Planned	FY 2025 Planned	FY 2026 Planned	FY 2027 Planned	STIP Cost (2021-2027)	
*Laurens County Pavements /		Upper Savannah GPATS	Pavements	FA Secondaries	SFP	\$2,350 CON	\$3,290 CON	\$3,290 CON	\$3,290 CON	\$3,290 CON	\$3,290 CON	\$3,290 CON	\$22,090	
			Pavements	Non-FA Secondaries	MTN	\$1,182 CON	\$1,182 CON	\$1,182 CON	\$1,182 CON	\$1,182 CON	\$1,182 CON	\$1,182 CON	\$1,182 CON	\$8,274
			Pavements	Non-FA Secondaries	SFP	\$837 CON	\$837 CON	\$837 CON	\$837 CON	\$837 CON	\$837 CON	\$837 CON	\$837 CON	\$5,859
			Pavements	Non-NHS Primary	SFP	\$3,738 CON	\$4,807 CON	\$6,409 CON	\$6,409 CON	\$6,409 CON	\$6,409 CON	\$6,409 CON	\$6,409 CON	\$40,590
S-300 over Branch of Shell Creek Bridge Replacement / S-300 over Branch of Shell Creek Bridge Replacement - Closed & Load Restricted Bridges - Year 1	2017-80	Upper Savannah	Bridges	Off-System	STBGP	\$1,503 CON							\$1,503	
US 76 over Reedy River / Bridge Replacement	2016-45	Upper Savannah	Bridges	Interstate/NHS	NHP		\$25 RW			\$10,294 CON			\$10,319	

*Denotes Lump Sum project. See Lump Sum Summary for project breakdown.

 Pending Changes
 Submitted Changes
 Approved Changes

Dollar amounts are reported in 1000's.

County Projects Summary Report
STIP 2021-2027

Highway

Lee

Project	Rank	COG/MPO	Program Category	Program	Federal Program	FY 2021 Planned	FY 2022 Planned	FY 2023 Planned	FY 2024 Planned	FY 2025 Planned	FY 2026 Planned	FY 2027 Planned	STIP Cost (2021-2027)
Bishopville Bypass / (SAFETEA-LU Earmark (\$3,600,000)) (Matching Agency - Lee CTC)	2013-1	Santee Lynches	System Upgrade - Rural	Santee Lynches	STBGP	\$2,500 PE	\$1,400 RW		\$7,167 CON (ACC)	\$7,167 CON (ACC)	\$7,167 CON (ACC)		\$25,401
			Other Allocated Funds	Appropriation	HPP		\$500 RW		\$1,100 CON				\$1,600
			System Upgrade - Rural	Santee Lynches	AC				\$14,334 CON				
*Lee County Pavements /		Santee Lynches	Pavements	FA Secondaries	SFP	\$1,798 CON	\$2,517 CON	\$2,517 CON	\$2,517 CON	\$2,517 CON	\$2,517 CON	\$2,517 CON	\$16,900
			Pavements	Non-FA Secondaries	MTN	\$637 CON	\$637 CON	\$637 CON	\$637 CON	\$637 CON	\$637 CON	\$637 CON	\$4,459
			Pavements	Non-FA Secondaries	SFP	\$451 CON	\$451 CON	\$451 CON	\$451 CON	\$451 CON	\$451 CON	\$451 CON	\$3,157
			Pavements	Non-NHS Primary	SFP	\$2,277 CON	\$2,927 CON	\$3,903 CON	\$3,903 CON	\$3,903 CON	\$3,903 CON	\$3,903 CON	\$24,719
S-228 over Black River / S-228 Bridge Replacement over Black River	2017-85	SUATS	Bridges	Off-System	STBGP		\$50 RW		\$2,250 CON				\$2,300

*Denotes lump sum project. See Lump Sum Summary for project breakdown.

 Pending Changes
 Submitted Changes
 Approved Changes

Dollar amounts are reported in 1000's.

County Projects Summary Report
STIP 2021-2027

Highway

Lexington

Project	Rank	COG/MPO	Program Category	Program	Federal Program	FY 2021 Planned	FY 2022 Planned	FY 2023 Planned	FY 2024 Planned	FY 2025 Planned	FY 2026 Planned	FY 2027 Planned	STIP Cost (2021-2027)	Remaining Cost (2028+)		
*I-20/I-26/I-126 - Corridor Improvements / Corridor Improvements on Carolina Cross Roads		COATS	System Upgrade - Interstate	Widening/New Construction	NHP	\$75,000 RW (ACC) \$89,600 CON (ACC)	\$68,000 RW (ACC) \$76,600 CON (ACC)	\$37,700 RW (ACC) \$200,600 CON (ACC)	\$236,400 CON (ACC)	\$152,000 CON (ACC)	\$90,000 CON (ACC)	\$90,000 CON (ACC)	\$1,115,900	\$270,000		
I-26 Corridor Improvement from Exit 125 to Exit 139 / I-26 Corridor Improvement from Exit 125 Old Sandy Run Road to Exit 139 Burke Road	2018-1	Central Midlands, Lower Savannah COATS	System Upgrade - Interstate	Widening/New Construction	AC	\$36,000 PE										
			System Upgrade - Interstate	Widening/New Construction	NHP	\$9,000 PE	\$9,000 PE (ACC)	\$9,000 PE (ACC)	\$9,000 PE (ACC)	\$9,000 PE (ACC)	\$9,000 PE (ACC)			\$55,000		
I-26 over SC 302 / Bridge Replacement	2016-18	COATS	Bridges	Interstate/NHS	NHP	\$16,674 CON (ACC)	\$16,674 CON (ACC)	\$16,674 CON (ACC)					\$50,022			
I-26 over Southern Railway and I-26 over US 1 / Bridge Replacement	2016-11,2016-16	COATS	Bridges	Interstate/NHS	AC	\$128,952 CON										
			Bridges	Interstate/NHS	NHP	\$10,000 CON	\$42,984 CON (ACC)	\$42,984 CON (ACC)	\$42,984 CON (ACC)					\$138,952		
I-26 widening from near SC 202 (Exit 85) to near US 176 (Exit 101) / (Design/Build) Widening of I-26 from MM 85 (Little Mountain, Exit 85 - SC 202) to MM 101 (Irmo, Exit 101 - US 176)	2007-21,2013-35,2013-58,2013-65	Central Midlands COATS	Pavements	Interstates	NHP	\$50,000 CON (ACC)							\$50,000			
			System Upgrade - Interstate	Widening/New Construction	NHP	\$115,868 CON (ACC)								\$115,868		
Interchange Improvement - I-26 at US 21 (Exit 119) /	2014-2	COATS	System Upgrade - Rural	Central Midlands	STBGP	\$4,000 RW							\$4,000			
			System Upgrade - Urban	COATS	STBGP	\$1,700 RW								\$1,700		
Intersection Improvement US 21 (Charleston Hwy)/S-1258 (Old Wire Rd) / Safety Improvement at US 21 (Charleston Hwy)/S-1258 (Old Wire Rd)		COATS	Safety	Safety Improvements	HSP	\$100 RW	\$2,000 CON						\$2,100			
Intersection Improvements - S-408 (Old Cherokee) and S-204 (St Peters Rd) /	2016-22	COATS	Local	Local	LOC	\$1,259 CON							\$1,259			
			Safety	Safety Improvements	HSP	\$900 CON								\$900		
Intersection Improvements - S-485 (Old Cherokee) and S-408 (Pilgrim Church Rd) /	2016-18	COATS	C Program	C Program	CTC	\$705 CON							\$705			
			Safety	Safety Improvements	HSP	\$1,915 CON								\$1,915		
*Lexington County Pavements /		Central Midlands COATS	Pavements	FA Secondaries	SFP	\$4,274 CON	\$5,984 CON	\$5,984 CON	\$5,984 CON	\$5,984 CON	\$5,984 CON	\$5,984 CON	\$5,984 CON	\$40,178		
			Pavements	Non-FA Secondaries	MTN	\$1,800 CON	\$1,800 CON	\$1,800 CON	\$1,800 CON	\$1,800 CON	\$1,800 CON	\$1,800 CON	\$1,800 CON	\$1,800 CON	\$12,600	
			Pavements	Non-FA Secondaries	SFP	\$1,275 CON	\$1,275 CON	\$1,275 CON	\$1,275 CON	\$1,275 CON	\$1,275 CON	\$1,275 CON	\$1,275 CON	\$1,275 CON	\$8,925	
			Pavements	Non-NHS Primary	SFP	\$4,051 CON	\$5,209 CON	\$6,945 CON	\$6,945 CON	\$6,945 CON	\$6,945 CON	\$6,945 CON	\$6,945 CON	\$6,945 CON	\$43,985	
S-48 (Columbia Avenue) / Widening	2013-16	COATS	System Upgrade - Urban	COATS	STBGP	\$5,000 RW	\$5,000 RW	\$8,175 CON (ACC)	\$8,175 CON (ACC)	\$8,175 CON (ACC)			\$42,700			
			System Upgrade - Urban	COATS	AC		\$24,525 CON									
Section/Corridor Improvements - US 1 - S-1508 (Ermine Rd) to S-741 (Alexandrea St) /	2016-5	COATS	Safety	Safety Improvements	HSP	\$396 RW	\$3,500 CON						\$3,896			
US 1 (SC 23 (Leesville) to S-24) Phase II & III / Phase II - S-31 to S-955 Phase III - S-955 to SC 23	2013-4,2013-5	Central Midlands	System Upgrade - Rural	Central Midlands	STBGP	\$3,500 CON (ACC)							\$3,500			

	Pending Changes
	Submitted Changes
	Approved Changes

Dollar amounts are reported in 1000's.

County Projects Summary Report
STIP 2021-2027

Highway

Lexington

Project	Rank	COG/MPO	Program Category	Program	Federal Program	FY 2021 Planned	FY 2022 Planned	FY 2023 Planned	FY 2024 Planned	FY 2025 Planned	FY 2026 Planned	FY 2027 Planned	STIP Cost (2021-2027)	Remaining Cost (2028+)
US 21 over Congaree Creek /	2014-23	COATS	Bridges	Interstate/NHS	NHP	\$50 RW	\$6,750 CON						\$6,800	
US 378 over Twelve Mile Creek / Bridge Replacement	2016-8	COATS	Bridges	Interstate/NHS	NHP	\$11,785 CON							\$11,785	

*Denotes lump sum project. See Lump Sum Summary for project breakdown.
 †Denotes project with multiple counties.

 Pending Changes
 Submitted Changes
 Approved Changes

Dollar amounts are reported in 1000's.




County Projects Summary Report
STIP 2021-2027

Highway

McCormick

Project	Rank	COG/MPO	Program Category	Program	Federal Program	FY 2021 Planned	FY 2022 Planned	FY 2023 Planned	FY 2024 Planned	FY 2025 Planned	FY 2026 Planned	FY 2027 Planned	STIP Cost (2021-2027)
*McCormick County Pavements /		Upper Savannah	Pavements	FA Secondaries	SFP	\$948 CON	\$1,327 CON	\$1,327 CON	\$1,327 CON	\$1,327 CON	\$1,327 CON	\$1,327 CON	\$8,910
			Pavements	Non-FA Secondaries	MTN	\$1,055 CON	\$1,055 CON	\$1,055 CON	\$1,055 CON	\$1,055 CON	\$1,055 CON	\$1,055 CON	\$7,385
			Pavements	Non-FA Secondaries	SFP	\$747 CON	\$747 CON	\$747 CON	\$747 CON	\$747 CON	\$747 CON	\$747 CON	\$5,229
			Pavements	Non-NHS Primary	SFP	\$1,937 CON	\$2,490 CON	\$3,320 CON	\$3,320 CON	\$3,320 CON	\$3,320 CON	\$3,320 CON	\$21,027

*Denotes Lump Sum project. See Lump Sum Summary for project breakdown.

	Pending Changes
	Submitted Changes
	Approved Changes

Dollar amounts are reported in 1000's.

County Projects Summary Report
STIP 2021-2027

Highway

Marion

Project	Rank	COG/MPO	Program Category	Program	Federal Program	FY 2021 Planned	FY 2022 Planned	FY 2023 Planned	FY 2024 Planned	FY 2025 Planned	FY 2026 Planned	FY 2027 Planned	STIP Cost (2021-2027)
*Marion County Pavements /		Pee Dee	Pavements	FA Secondaries	SFP	\$638 CON	\$894 CON	\$894 CON	\$894 CON	\$894 CON	\$894 CON	\$894 CON	\$6,002
			Pavements	Non-FA Secondaries	MTN	\$652 CON	\$652 CON	\$652 CON	\$652 CON	\$652 CON	\$652 CON	\$652 CON	\$4,564
			Pavements	Non-FA Secondaries	SFP	\$462 CON	\$462 CON	\$462 CON	\$462 CON	\$462 CON	\$462 CON	\$462 CON	\$3,234
			Pavements	Non-NHS Primary	SFP	\$1,461 CON	\$1,878 CON	\$2,504 CON	\$2,504 CON	\$2,504 CON	\$2,504 CON	\$2,504 CON	\$15,859
S-41 (Senator Gasque Rd.) over Maiden Down Swamp / S-41 (Senator Gasque Rd.) over Maiden Down Swamp	2017-116	Pee Dee	Bridges	FA Non-NHS	STBGP	\$100 RW	\$1,812 CON						\$1,912

*Denotes Lump Sum project. See Lump Sum Summary for project breakdown.

 Pending Changes
 Submitted Changes
 Approved Changes

Dollar amounts are reported in 1000's.

County Projects Summary Report
STIP 2021-2027

Highway

Marlboro

Project	Rank	COG/MPO	Program Category	Program	Federal Program	FY 2021 Planned	FY 2022 Planned	FY 2023 Planned	FY 2024 Planned	FY 2025 Planned	FY 2026 Planned	FY 2027 Planned	STIP Cost (2021-2027)	
*Marlboro County Pavements /		Pee Dee	Pavements	FA Secondaries	SFP	\$1,404 CON	\$1,966 CON	\$1,966 CON	\$1,966 CON	\$1,966 CON	\$1,966 CON	\$1,966 CON	\$13,200	
			Pavements	Non-FA Secondaries	MTN	\$650 CON	\$650 CON	\$650 CON	\$650 CON	\$650 CON	\$650 CON	\$650 CON	\$650 CON	\$4,550
			Pavements	Non-FA Secondaries	SFP	\$460 CON	\$460 CON	\$460 CON	\$460 CON	\$460 CON	\$460 CON	\$460 CON	\$460 CON	\$3,220
			Pavements	Non-NHS Primary	SFP	\$2,442 CON	\$3,139 CON	\$4,186 CON	\$4,186 CON	\$4,186 CON	\$4,186 CON	\$4,186 CON	\$4,186 CON	\$26,511

*Denotes Lump Sum project. See Lump Sum Summary for project breakdown.

■	Pending Changes
■	Submitted Changes
■	Approved Changes

Dollar amounts are reported in 1000's.

County Projects Summary Report
STIP 2021-2027

Highway

Newberry

Project	Rank	COG/MPO	Program Category	Program	Federal Program	FY 2021 Planned	FY 2022 Planned	FY 2023 Planned	FY 2024 Planned	FY 2025 Planned	FY 2026 Planned	FY 2027 Planned	STIP Cost (2021-2027)
*I-26 (near MM 74 to MM 85) (EB/WB) / Rehab existing EB & WB lanes of I-26 from near MM 74 to near MM 85. Project will include replacement or jacking of 7 bridges within the corridor. - S-38 (Jolly St) over I-26 - \$50,000 ROW (Bridge Jacking) - S-99 (Old Jolly St) over I-26 - \$50,000 ROW (Bridge Jacking) - SC 773 over I-26 - \$50,000 ROW (Bridge Jacking) - S-82 (Bachman Chapel Road) over I-26 - \$200,000 ROW (Bridge Replacement)	2015-13	Central Midlands	Pavements	Interstates	NHP	\$100,000 CON							\$100,000
H-26 widening from near SC 202 (Exit 85) to near US 176 (Exit 101) / (Design/Build) Widening of I-26 from MM 85 (Little Mountain, Exit 85 - SC 202) to MM 101 (Irmo, Exit 101 - US 176)	2007-21, 2013-35, 2013-58, 2013-65	Central Midlands COATS	Pavements	Interstates	NHP	\$50,000 CON (ACC)							\$50,000
			System Upgrade - Interstate	Widening/New Construction	NHP	\$115,868 CON (ACC)							\$115,868
Indian Creek Twin Bridges over I-26 / As part of the I-26 MM 60 to MM 75 the S-36-32 (Indian Creek) bridge will need to be jacked	2013-32	Central Midlands	Pavements	Interstates	NHP	\$25 RW \$900 CON							\$925
Intersection improvement SC 34/SC 39 / Safety improvement at SC 34/SC 39		Central Midlands	Safety	Safety Improvements	HSP	\$100 RW	\$2,000 CON						\$2,100
*Newberry County Pavements /		Central Midlands	Pavements	FA Secondaries	SFP	\$2,076 CON	\$2,907 CON	\$2,907 CON	\$2,907 CON	\$2,907 CON	\$2,907 CON	\$2,907 CON	\$19,518
			Pavements	Non-FA Secondaries	MTN	\$988 CON	\$988 CON	\$988 CON	\$988 CON	\$988 CON	\$988 CON	\$988 CON	\$6,916
			Pavements	Non-FA Secondaries	SFP	\$700 CON	\$700 CON	\$700 CON	\$700 CON	\$700 CON	\$700 CON	\$700 CON	\$4,900
			Pavements	Non-NHS Primary	SFP	\$3,629 CON	\$4,665 CON	\$6,220 CON	\$6,220 CON	\$6,220 CON	\$6,220 CON	\$6,220 CON	\$39,394
S-36-32 (Jalapa Road) Bridge Jacking / As part of the I-26 MM 60 to MM 75 the S-36-32 (Jalapa Road) bridge will need to be jacked	2013-32	Central Midlands	Pavements	Interstates	NHP	\$25 RW \$900 CON							\$925
S-36-44 (Mt. Bethel Garmany Road) Bridge Jacking / As part of the I-26 MM 60 to MM 75 the S-36-44 (Mt. Bethel Garmany Road) bridge will need to be jacked	2013-32	Central Midlands	Pavements	Interstates	NHP	\$1,000 CON							\$1,000
S-36-81 (Old Whitmire Highway) Bridge Jacking / As part of the I-26 MM 60 to 75 Rehabilitation Project the S-36-81 (Old Whitmire Highway) bridge will need to be jacked.	2013-32	Central Midlands	Pavements	Interstates	NHP	\$1,000 CON							\$1,000
S-90 over CSX & Southern RR / Bridge Replacement	2010-14	Central Midlands	Bridges	FA Non-NHS	STBGP	\$2,520 CON							\$2,520
SC 121 Bridge Jacking / As part of the I-26 MM 60 to MM 75 Rehabilitation the SC 121 bridge will need to be jacked	2013-32	Central Midlands	Pavements	Interstates	NHP	\$25 RW \$1,000 CON							\$1,025
SC 34 over Norfolk Southern Railroad / Bridge Replacement	2014-328	Central Midlands	Bridges	FA Non-NHS	STBGP	\$7,616 CON							\$7,616

 Pending Changes
 Submitted Changes
 Approved Changes

Dollar amounts are reported in 1000's.

County Projects Summary Report
STIP 2021-2027



Highway

Newberry

Project	Rank	COG/MPO	Program Category	Program	Federal Program	FY 2021 Planned	FY 2022 Planned	FY 2023 Planned	FY 2024 Planned	FY 2025 Planned	FY 2026 Planned	FY 2027 Planned	STIP Cost (2021-2027)
SC 72 Bridge over CSX Railroad / Bridge Replacement	2016-43	Central Midlands	Bridges	Interstate/NHS	NHP	\$1,000 RW	\$11,529 CON						\$12,529

*Denotes Lump Sum project. See Lump Sum Summary for project breakdown.

+Denotes project with multiple counties.

	Pending Changes
	Submitted Changes
	Approved Changes

Dollar amounts are reported in 1000's.

County Projects Summary Report
STIP 2021-2027

Highway

Oconee

Project	Rank	COG/MPO	Program Category	Program	Federal Program	FY 2021 Planned	FY 2022 Planned	FY 2023 Planned	FY 2024 Planned	FY 2025 Planned	FY 2026 Planned	FY 2027 Planned	STIP Cost (2021-2027)	
+I-85 Corridor Improvements from GA State Line to Exit 19 / I-85 Corridor Improvements from GA State Line to Exit 19	2018-4	Appalachian ANATS	System Upgrade - Interstate	Widening/New Construction	NHP		\$1,000 PL						\$1,000	
Intersection Improvements - S-37 (JP Stevens Rd) @ W Cherry & S-65 (JP Stevens Rd) @ Martin Creek Rd /	2016-9	Appalachian	System Upgrade - Rural	Appalachian	STBGP		\$250 RW	\$1,000 CON					\$1,250	
Intersection Improvements - SC 24 @ SC 182 (Oakway Rd)/S-116 (Oak Creek Rd) /	2016-6	Appalachian	System Upgrade - Rural	Appalachian	STBGP	\$350 RW	\$1,800 CON						\$2,150	
Intersection Improvements - SC 59 @ SC 182/SC 243 /	2016-8	Appalachian	System Upgrade - Rural	Appalachian	STBGP	\$1,000 RW	\$2,500 CON						\$3,500	
*Oconee County Pavements /		Appalachian	Pavements	FA Secondaries	SFP	\$1,964 CON	\$2,749 CON	\$2,749 CON	\$2,749 CON	\$2,749 CON	\$2,749 CON	\$2,749 CON	\$18,458	
			Pavements	Non-FA Secondaries	MTN	\$930 CON	\$930 CON	\$930 CON	\$930 CON	\$930 CON	\$930 CON	\$930 CON	\$930 CON	\$6,510
			Pavements	Non-FA Secondaries	SFP	\$659 CON	\$659 CON	\$659 CON	\$659 CON	\$659 CON	\$659 CON	\$659 CON	\$659 CON	\$4,613
			Pavements	Non-NHS Primary	SFP	\$3,905 CON	\$5,020 CON	\$6,694 CON	\$6,694 CON	\$6,694 CON	\$6,694 CON	\$6,694 CON	\$6,694 CON	\$42,395
S-129 Bridge Replacement over Oconee Creek / S-129 Bridge Replacement over Oconee Creek in Oconee County. Closed and Load Restricted Bridges - Year 3. Off-System. Structure No. 377001290100.	2017-177	Appalachian	Bridges	Off-System	STBGP			\$20 RW		\$2,403 CON			\$2,423	
S-200 Bridge Replacement over Stamp Creek / S-200 bridge replacement over Stamp Creek in Oconee county. Closed and Load Restricted Bridge Replacement for Year 3. Off-system. Structure No. 3770020000200.	2017-185	Appalachian	Bridges	Off-System	STBGP			\$100 RW		\$2,253 CON			\$2,353	
S-99 Bridge Replacement over Mud Creek / Replace S-99 bridge over Mud Creek in Oconee County. Closed and Load Restricted Bridge Replacements for Year 3 Off-System Bridges. Structure No. 3770009900100.	2013-12	Appalachian	Bridges	Off-System	STBGP		\$300 RW		\$1,603 CON				\$1,903	

*Denotes Lump Sum project. See Lump Sum Summary for project breakdown.

*Denotes project with multiple counties.

■	Pending Changes
■	Submitted Changes
■	Approved Changes

Dollar amounts are reported in 1000's.

County Projects Summary Report
STIP 2021-2027

Highway

Orangeburg

Project	Rank	COG/MPO	Program Category	Program	Federal Program	FY 2021 Planned	FY 2022 Planned	FY 2023 Planned	FY 2024 Planned	FY 2025 Planned	FY 2026 Planned	FY 2027 Planned	STIP Cost (2021-2027)	
Operational/Shoulder Improvement - SC 4 (Stonewall Jackson Blvd) / US 601 (John C Calhoun Dr/Old Edisto Dr) to S-824 (Airport Rd)		Lower Savannah	System Upgrade - Rural	Lower Savannah	STBGP	\$170 RW		\$1,000 CON					\$1,170	
Operational/Shoulder Improvement - US 21/US 178 BP (Chestnut St.) / (SC 33 (Russell St) to US 21 Bus/US 601 (Magnolia St)) (City of Orangeburg)		Lower Savannah	Other Allocated Funds	Earmark	STBGP	\$8,250 CON							\$8,250	
			System Upgrade - Rural	Lower Savannah	STBGP	\$1,000 CON							\$1,000	
Orangeburg - I-26 Rest Areas at MM150 / Orangeburg - I-26 Rest Areas at MM150		Upper Savannah	Local	Local	STF	\$250 RW							\$250	
			System Upgrade - Interstate	Widening/New Construction	NHP		\$8,750 CON							\$8,750
*Orangeburg County Pavements /		Lower Savannah	Pavements	FA Secondaries	SFP	\$2,287 CON	\$3,201 CON	\$3,201 CON	\$3,201 CON	\$3,201 CON	\$3,201 CON	\$3,201 CON	\$21,493	
			Pavements	Non-FA Secondaries	MTN	\$2,055 CON	\$2,055 CON	\$2,055 CON	\$2,055 CON	\$2,055 CON	\$2,055 CON	\$2,055 CON	\$2,055 CON	\$14,385
			Pavements	Non-FA Secondaries	SFP	\$1,456 CON	\$1,456 CON	\$1,456 CON	\$1,456 CON	\$1,456 CON	\$1,456 CON	\$1,456 CON	\$1,456 CON	\$10,192
			Pavements	Non-NHS Primary	SFP	\$7,147 CON	\$9,189 CON	\$12,252 CON	\$12,252 CON	\$12,252 CON	\$12,252 CON	\$12,252 CON	\$12,252 CON	\$77,596
S-397 (Catalina Blvd.) over Bull Swamp / Bridge Replacement S-397 (Catalina Blvd.) over Bull Swamp	2017-188	Lower Savannah	Bridges	Off-System	STBGP		\$25 RW		\$1,800 CON				\$1,825	
US 21/178 Bypass (Joe S. Jeffords Highway) Corridor Improvement / US 21 178 Bypass Corridor Improvement from US 301 (Five Chop Rd.) to US 178 (Charleston Hwy.)	2019-1	Lower Savannah	System Upgrade - Rural	Lower Savannah	STBGP	\$1,200 PE	\$500 RW		\$8,735 CON				\$10,435	
US 301 NB over Snake Swamp / Bridge Replacement	2016-6	Lower Savannah	Bridges	Interstate/NHS	NHP	\$100 RW	\$8,755 CON						\$8,855	
US 301 over North Edisto River & Swamp / Bridge Replacement to include intersection improvements at US 301 & SC 33	2016-1	Lower Savannah	Bridges	Interstate/NHS	NHP	\$21,697 CON							\$21,697	
US 78 (US 21 (Freedom Rd) to L-1632 (Sub Rd)) / (Shoulder Improvements)	2014-2	Lower Savannah	System Upgrade - Rural	Lower Savannah	STBGP	\$1,300 CON							\$1,300	

*Denotes Lump Sum project. See Lump Sum Summary for project breakdown.

	Pending Changes
	Submitted Changes
	Approved Changes

Dollar amounts are reported in 1000's.

County Projects Summary Report
STIP 2021-2027

Highway

Pickens

Project	Rank	COG/MPO	Program Category	Program	Federal Program	FY 2021 Planned	FY 2022 Planned	FY 2023 Planned	FY 2024 Planned	FY 2025 Planned	FY 2026 Planned	FY 2027 Planned	STIP Cost (2021-2027)	
City of Easley Doodle Trail Extension / Shared use path	2016-6	GPATS	System Upgrade - Urban	GPATS	STBGP		\$150 PL						\$150	
Clemson University Biking & Walking Trail - Segment 2 / Second 1 mile bike/ped trail segment beginning at the intersection of Perimeter Rd and Old Stadium Rd and ending at West Queen St in Pickens County		GPATS	Local	Local	LOC		\$30 RW	\$220 CON					\$250	
			Other Allocated Funds	Appalachian Development	APD		\$30 RW	\$220 CON					\$250	
Clemson-Central Green Crescent Connector / Shared use path	2016-2	GPATS	System Upgrade - Urban	GPATS	STBGP		\$150 PL						\$150	
Intersection Improvement SC 135 (Dacusville Hwy)/ S-95 (Jameson Rd) / Safety improvements at SC 135 (Dacusville Hwy)/ S-95 (Jameson Rd)	2019-11	GPATS	Safety	Safety Improvements	HSP	\$100 RW	\$2,000 CON						\$2,100	
Intersection Improvements - SC 183 at Jameson Road /	2013-3	GPATS	System Upgrade - Urban	GPATS	STBGP			\$2,000 CON					\$2,000	
Intersection Improvements - US 178 (Moorefield Mem Hwy) @ SC 135 (Anderson Hwy) /	2016-7	Appalachian	System Upgrade - Rural	Appalachian	STBGP	\$2,000 RW	\$2,500 CON						\$4,500	
*Pickens County Pavements /		Appalachian GPATS	Pavements	FA Secondaries	SFP	\$2,121 CON	\$2,969 CON	\$2,969 CON	\$2,969 CON	\$2,969 CON	\$2,969 CON	\$2,969 CON	\$19,935	
			Pavements	Non-FA Secondaries	MTN	\$583 CON	\$583 CON	\$583 CON	\$583 CON	\$583 CON	\$583 CON	\$583 CON	\$583 CON	\$4,081
			Pavements	Non-FA Secondaries	SFP	\$413 CON	\$413 CON	\$413 CON	\$413 CON	\$413 CON	\$413 CON	\$413 CON	\$413 CON	\$2,891
			Pavements	Non-NHS Primary	SFP	\$4,100 CON	\$5,272 CON	\$7,029 CON	\$7,029 CON	\$7,029 CON	\$7,029 CON	\$7,029 CON	\$7,029 CON	\$44,517
Resurfacing - US 178 (GPATS Boundary to Anderson County Line) / Safety Section/Maintenance Resurfacing	2016-2	Appalachian	System Upgrade - Rural	Appalachian	STBGP		\$4,000 CON						\$4,000	
S-140 over Shoal Creek Bridge Replacement / S-140 (Hunts Bridge Road) over Shoal Creek Bridge Replacement	2015-3	GPATS	Bridges	Off-System	STBGP	\$1,503 CON							\$1,503	
S-250 over Doddies Creek Bridge Replacement / S-250 (Hester Store Road) over Doddies Creek bridge replacement	2017-146	GPATS	Bridges	Off-System	STBGP	\$1,423 CON							\$1,423	
SC 133 Bridge Replacement over Crowe Creek / SC 133 (Crowe Creek Road) over Crowe Creek on system closed and load restricted bridge replacement project.	2017-154	Appalachian	Bridges	FA Non-NHS	STBGP		\$25 RW			\$6,400 CON			\$6,425	
Traffic Signal Retiming Corridor - SC 93 (Clemson) /		GPATS	System Upgrade - Urban	GPATS	STBGP	\$50 CON							\$50	

*Denotes Lump Sum project. See Lump Sum Summary for project breakdown.

	Pending Changes
	Submitted Changes
	Approved Changes

Dollar amounts are reported in 1000's.

County Projects Summary Report
STIP 2021-2027

Highway

Richland

Project	Rank	COG/MPO	Program Category	Program	Federal Program	FY 2021 Planned	FY 2022 Planned	FY 2023 Planned	FY 2024 Planned	FY 2025 Planned	FY 2026 Planned	FY 2027 Planned	STIP Cost (2021-2027)	Remaining Cost (2028+)	
Assembly Street Phase II (Pendleton Street to Lady Street) / Safety - Streetscape (\$2.4 million of federal funding will be matched with \$600,000 of Richland County CTC funds. This project includes \$9,000 of additional Richland County CTC funds as well)	2013-4	COATS	Local	CTC	CTC		\$9 CON						\$9		
			System Upgrade - Urban	COATS	NHP		\$3,000 CON							\$3,000	
I-126 Bridge Replacement over SCL Railroad / Bridge Replacement	2016-19	COATS	Bridges	Interstate/NHS	NHP		\$2,000 RW	\$33,929 CON					\$35,929		
*I-20/I-26/I-126 - Corridor Improvements / Corridor Improvements on Carolina Cross Roads		COATS	System Upgrade - Interstate	Widening/New Construction	NHP	\$75,000 RW (ACC) \$89,600 CON (ACC)	\$68,000 RW (ACC) \$76,600 CON (ACC)	\$37,700 RW (ACC) \$200,600 CON (ACC)	\$236,400 CON (ACC)	\$152,000 CON (ACC)	\$90,000 CON (ACC)	\$90,000 CON (ACC)	\$1,115,900	\$270,000	
I-26 widening from near SC 202 (Exit 85) to near US 176 (Exit 101) / (Design/Build) Widening of I-26 from MM 85 (Little Mountain, Exit 85 - SC 202) to MM 101 (Irmo, Exit 101 - US 176)	2007-21, 2013-35, 2013-58, 2013-65	Central Midlands COATS	Pavements	Interstates	NHP	\$50,000 CON (ACC)							\$50,000		
			System Upgrade - Interstate	Widening/New Construction	NHP	\$115,868 CON (ACC)								\$115,868	
I-77 (near MM 22 to near MM 27) (NB) /	2013-54, 2015-53	COATS	Pavements	Interstates	NHP	\$9,100 CON							\$9,100		
Intersection Improvement SC 16/S-228 / Safety improvements at SC 16/S-228		COATS	Safety	Safety Improvements	HSP	\$200 CON							\$200		
Intersection Improvements - SC 262 (Leesburg Road) at Patricia Drive /	2013-10	COATS	System Upgrade - Urban	COATS	AC	\$1,400 CON									
			System Upgrade - Urban	COATS	STBGP	\$700 CON	\$700 CON (ACC)	\$700 CON (ACC)						\$2,100	
*Leesburg Road (SC 262) /	2013-6	COATS	Local	Richland Sales Tax	LOC	\$4,000 CON							\$4,000		
			System Upgrade - Urban	COATS	AC	\$28,164 CON									
			System Upgrade - Urban	COATS	STBGP	\$14,082 CON	\$14,082 CON (ACC)	\$14,082 CON (ACC)						\$42,246	
Lorick Road S-1436 Bridge over North Branch / Bridge Replacement of Lorick Road Bridge S-1436 over North Branch	2017-15	COATS	Bridges	FA Non-NHS	STBGP		\$50 RW		\$4,000 CON				\$4,050		
*Richland County Pavements /		Central Midlands COATS	Pavements	FA Secondaries	SFP	\$4,433 CON	\$6,207 CON	\$6,207 CON	\$6,207 CON	\$6,207 CON	\$6,207 CON	\$6,207 CON	\$41,675		
			Pavements	Non-FA Secondaries	MTN	\$1,929 CON	\$1,929 CON	\$1,929 CON	\$1,929 CON	\$1,929 CON	\$1,929 CON	\$1,929 CON	\$1,929 CON	\$13,503	
			Pavements	Non-FA Secondaries	SFP	\$1,366 CON	\$1,366 CON	\$1,366 CON	\$1,366 CON	\$1,366 CON	\$1,366 CON	\$1,366 CON	\$1,366 CON	\$9,562	
			Pavements	Non-NHS Primary	SFP	\$4,077 CON	\$5,241 CON	\$6,989 CON	\$6,989 CON	\$6,989 CON	\$6,989 CON	\$6,989 CON	\$6,989 CON	\$44,263	
S-10 (Harden St) - Bike/Ped Safety Project/RSA / S-10 (MP 0 - 0.44) - Bike/Ped Safety User Project/RSA		COATS	Safety	Safety Improvements	HSP	\$50 RW	\$750 CON						\$800		
S-1388 (Frick Road) Bridge Replacement over Horse Creek / S-1388 (Frick Road) Bridge Replacement over Horse Creek in Richland County	2017-172	COATS	Bridges	Off-System	STBGP	\$1,195 CON							\$1,195		

	Pending Changes
	Submitted Changes
	Approved Changes

Dollar amounts are reported in 1000's.

County Projects Summary Report
STIP 2021-2027

Highway

Richland

Project	Rank	COG/MPO	Program Category	Program	Federal Program	FY 2021 Planned	FY 2022 Planned	FY 2023 Planned	FY 2024 Planned	FY 2025 Planned	FY 2026 Planned	FY 2027 Planned	STIP Cost (2021-2027)	Remaining Cost (2028+)
S-2375 (Grand St) Bridge Replacement over Smith Branch / S-2375 (Grand St) over Smith Branch Bridge Replacement - Load Restricted - Year 3 - Off-system	2017-165	COATS	Bridges	Off-System	STBGP		\$50 RW		\$1,300 CON				\$1,350	
S-985 (Lake Shore Dr) Bridge Replacement over Unnamed Stream / S-985 (Lake Shore Dr) over Unnamed Stream Bridge Replacement - Load Restricted - Year 3 - Off-system	2017-42	COATS	Bridges	Off-System	STBGP		\$350 RW		\$1,350 CON				\$1,700	
SC 555 over SCL Railroad / Bridge Replacement	2012-8	COATS	Bridges	FA Non-NHS	STBGP	\$1,338 RW \$8,035 CON							\$9,373	
Section/Corridor Improvements - US 1 - S-1720 (Atrium Way) to S-2271 (Risdon Way) /	2016-7	COATS	Safety	Safety Improvements	HSP	\$50 RW \$1,000 CON							\$1,050	
Section/Corridor Improvements - US 176 - S-42 (St Andrews Rd) to S-834 (Atlantic Dr) /	2016-1	COATS	Safety	Safety Improvements	HSP	\$1,500 CON							\$1,500	
US 1 over S.C.L. Railroad / Bridge Replacement	2013-102	COATS	Bridges	Interstate/NHS	NHP	\$13,320 CON							\$13,320	
US 176 Bridge Replacement over SCL Railroad / Bridge Replacement	2016-35	COATS	Bridges	Interstate/NHS	NHP		\$500 RW	\$11,659 CON					\$12,159	
US 21 (Blossom Street) - Bike/Ped Safety Improvements/RSA / US 21 (MP O - 2.422) - Bike/Ped Safety Improvements/RSA		COATS	Safety	Safety Improvements	HSP	\$50 RW	\$1,500 CON						\$1,550	
US 21 over Southern & SCL RR (Blossom St Bridge) / Bridge Replacement	2016-5	COATS	Bridges	Interstate/NHS	NHP		\$7,500 RW	\$34,717 CON					\$42,217	
US 601 Bridge Replacement over Colonels Creek / Bridge Replacement	2016-24	Central Midlands	Bridges	Interstate/NHS	NHP	\$494 RW	\$8,576 CON						\$9,070	
US 76 over US 601 / Bridge Replacement	2016-4	Central Midlands	Bridges	Interstate/NHS	NHP	\$556 RW	\$9,648 CON						\$10,204	

*Denotes Lump Sum project. See Lump Sum Summary for project breakdown.

+Denotes project with multiple counties.

 Pending Changes
 Submitted Changes
 Approved Changes

Dollar amounts are reported in 1000's.

County Projects Summary Report
STIP 2021-2027

Highway

Saluda

Project	Rank	COG/MPO	Program Category	Program	Federal Program	FY 2021 Planned	FY 2022 Planned	FY 2023 Planned	FY 2024 Planned	FY 2025 Planned	FY 2026 Planned	FY 2027 Planned	STIP Cost (2021-2027)	
*Saluda County Pavements /		Upper Savannah	Pavements	FA Secondaries	SFP	\$1,243 CON	\$1,740 CON	\$1,740 CON	\$1,740 CON	\$1,740 CON	\$1,740 CON	\$1,740 CON	\$11,683	
			Pavements	Non-FA Secondaries	MTN	\$816 CON	\$816 CON	\$816 CON	\$816 CON	\$816 CON	\$816 CON	\$816 CON	\$816 CON	\$5,712
			Pavements	Non-FA Secondaries	SFP	\$578 CON	\$578 CON	\$578 CON	\$578 CON	\$578 CON	\$578 CON	\$578 CON	\$578 CON	\$4,046
			Pavements	Non-NHS Primary	SFP	\$2,512 CON	\$3,229 CON	\$4,306 CON	\$4,306 CON	\$4,306 CON	\$4,306 CON	\$4,306 CON	\$4,306 CON	\$27,271
US 378 Bridge over Little Saluda River / Bridge Replacement	2016-47	Upper Savannah	Bridges	Interstate/NHS	NHP		\$25 RW			\$5,702 CON			\$5,727	

*Denotes Lump Sum project. See Lump Sum Summary for project breakdown.

 Pending Changes
 Submitted Changes
 Approved Changes

Dollar amounts are reported in 1000's.

County Projects Summary Report
STIP 2021-2027

Highway

Spartanburg

Project	Rank	COG/MPO	Program Category	Program	Federal Program	FY 2021 Planned	FY 2022 Planned	FY 2023 Planned	FY 2024 Planned	FY 2025 Planned	FY 2026 Planned	FY 2027 Planned	STIP Cost (2021-2027)	Remaining Cost (2028+)	
City of Spartanburg Traffic Signal Systems - US 29/Pine St System Retiming / Traffic Signal system retiming		SPATS	System Upgrade - Urban	SPATS	STBGP		\$85 CON						\$85		
City of Spartanburg Traffic Signal Systems - N. Church St System Retiming / Traffic signal system retiming		SPATS	System Upgrade - Urban	SPATS	STBGP	\$120 CON							\$120		
City of Spartanburg Traffic Signal Systems - N. Pine St System Retiming / Traffic signal system retiming		SPATS	System Upgrade - Urban	SPATS	STBGP		\$85 CON						\$85		
City of Spartanburg Traffic Signal Systems - SC 290/SC 296 System Retiming / Traffic signal system retiming		SPATS	System Upgrade - Urban	SPATS	STBGP		\$55 CON						\$55		
City of Spartanburg Traffic Signal Systems - SC 9 at Mudcreek, SC 9 at SC 292 Retiming / Traffic Signal Retiming		SPATS	System Upgrade - Urban	SPATS	STBGP			\$70 CON					\$70		
City of Spartanburg Traffic Signal Systems - SC 9 Retiming (11 Intersections) / Traffic signal retiming		SPATS	System Upgrade - Urban	SPATS	STBGP			\$175 CON					\$175		
City of Spartanburg Traffic Signal Systems - Spartanburg CBD Retiming / Traffic signal retiming		SPATS	System Upgrade - Urban	SPATS	STBGP		\$85 CON						\$85		
City of Spartanburg Traffic Signal Systems - US 29 (City) Retiming / Traffic signal retiming		SPATS	System Upgrade - Urban	SPATS	STBGP			\$85 CON					\$85		
Clifton Glendale Rd (S-59) over Pacolet River / Bridge replacement	2017-15	Appalachian SPATS	Bridges	FA Non-NHS	STBGP		\$95 RW	\$6,529 CON					\$6,624		
Country Club Road Corridor Project /	2014-1	SPATS	System Upgrade - Urban	SPATS	STBGP	\$11,000 CON							\$11,000		
Hub City Connector - Bicycle Pedestrian Improvements, Part of Palmetto Trail - Mary Black Rail Trail / (Matching Agency - Palmetto Conservation Org/City of Spartanburg)		SPATS	Local	Local	LOC	\$272 CON							\$272		
			Other Allocated Funds	Appalachian Development	APD	\$272 CON								\$272	
			Other Allocated Funds	SAFETEA-LU	Earmark	\$791 CON								\$791	
I-26 from near US 176 (Exit 15) to near SC 296 (Exit 22) / I-26 Widening from US 176 to SC 296 (ACT 98)	2015-19	SPATS	System Upgrade - Interstate	Widening/New Construction	NHP	\$1,307 RW		\$10,000 CON	\$47,882 CON (ACC)	\$47,882 CON (ACC)	\$47,882 CON (ACC)		\$154,953		
			System Upgrade - Interstate	Widening/New Construction	AC			\$143,647 CON							
I-85 - SC 290 I/C Improvements (Diverging Diamond Interchange, 2-Lane Exits) / Interchange improvement	2013-5	SPATS	System Upgrade - Interstate	Widening/New Construction	AC	\$12,000 CON									
			System Upgrade - Interstate	Widening/New Construction	NHP	\$5,000 CON	\$6,000 CON (ACC)	\$6,000 CON (ACC)					\$17,000		
I-85 Safety Improvements MP 30-60 / I-85 Interstate Safety Improvements MP 30-60 Anderson, Greenville and Spartanburg	2018-6	GPATS,SPATS	Safety	Safety Improvements	HSP	\$3,000 CON							\$3,000		
I-85 Safety Improvements MP 60 - 90 / I-85 Interstate Safety Improvements MP 60 - 90 Spartanburg & Cherokee Counties	2018-5	Appalachian SPATS	Safety	Safety Improvements	HSP	\$50 PE \$3,000 CON							\$3,050		
I-85 Widening from near SC 153 (Exit 40) to near SC 85 (Exit 69) /	2007-5	GPATS,SPATS	System Upgrade - Interstate	Widening/New Construction	AC							\$714,500 CON			
			System Upgrade - Interstate	Widening/New Construction	NHP							\$10,000 CON	\$10,000	\$704,499	

	Pending Changes
	Submitted Changes
	Approved Changes

Dollar amounts are reported in 1000's.

County Projects Summary Report
STIP 2021-2027

Highway

Spartanburg

Project	Rank	COG/MPO	Program Category	Program	Federal Program	FY 2021 Planned	FY 2022 Planned	FY 2023 Planned	FY 2024 Planned	FY 2025 Planned	FY 2026 Planned	FY 2027 Planned	STIP Cost (2021-2027)	Remaining Cost (2028+)
Intersection Improvement S-908 (Gap Creek Road)/L-745 (Gary Armstrong/Hampton Rd) / Safety improvements at S-908 (Gap Creek Road)/L-745 (Gary Armstrong/Hampton Rd)		GPATS	Safety	Safety Improvements	HSP		\$100 RW	\$2,000 CON					\$2,100	
Intersection Improvements - Blackstock Rd. and College Dr. / Intersection improvement	2016-8	SPATS	System Upgrade - Urban	SPATS	STBGP			\$30 PL	\$470 PE		\$600 RW	\$3,000 CON	\$4,100	
Intersection Improvements - SC 101 and Rogers Bridge Rd / Intersection improvement	2016-10	SPATS	System Upgrade - Urban	SPATS	STBGP			\$20 PL	\$330 PE		\$100 RW		\$450	\$675
Intersection Improvements - SC 129 and Holly Springs Rd /	2016-4	SPATS	System Upgrade - Urban	SPATS	STBGP	\$1,150 CON							\$1,150	
Intersection Improvements - SC 215 (Blackstock Rd.) and SC 296 (Reidville Rd.) / Intersection improvement	2016-7	SPATS	System Upgrade - Urban	SPATS	STBGP	\$30 PL	\$300 PE		\$200 RW	\$1,200 CON			\$1,730	
Intersection Improvements - SC 296 (Reidville Rd.) and Anderson Mill Rd / Intersection improvement	2016-11	SPATS	System Upgrade - Urban	SPATS	STBGP	\$30 PL	\$320 PE	\$500 RW	\$1,350 CON				\$2,200	
Intersection Improvements - SC 358 and Pine Ridge Rd /	2016-3	SPATS	System Upgrade - Urban	SPATS	STBGP	\$3,050 CON							\$3,050	
Intersection Improvements - SC 85 and I-585/Hearon Circle / Intersection Improvements - SC 85 and I-585/Hearon Circle	2016-5	SPATS	System Upgrade - Urban	SPATS	STBGP	\$40 PL	\$660 PE	\$1,000 RW	\$6,000 CON				\$7,700	
Intersection Improvements - SC 9 (Boiling Springs Rd) and 4th St./Shoally Creek Rd. /	2016-1	SPATS	System Upgrade - Urban	SPATS	STBGP	\$1,200 RW	\$2,700 CON						\$3,900	
Intersection Improvements - SC 9 (Boiling Springs Rd.) and Parris Bridge Rd / Intersection improvement	2016-9	SPATS	System Upgrade - Urban	SPATS	STBGP		\$30 PL	\$270 PE		\$250 RW		\$1,800 CON	\$2,350	
Intersection Improvements - US 176 (Main St) @ SC 357 (Depot St/Holly Springs Rd) /	2016-3	Appalachian	System Upgrade - Rural	Appalachian	STBGP	\$1,000 CON							\$1,000	
Intersection Improvements - US 29 and Gap Creek Rd / Intersection improvement	2016-6	SPATS	System Upgrade - Urban	SPATS	STBGP			\$30 PL	\$470 PE		\$700 RW	\$2,600 CON	\$3,800	
Intersection Improvements - US 29 and Pine Ridge Rd /	2016-2	SPATS	System Upgrade - Urban	SPATS	STBGP	\$1,150 CON							\$1,150	
Intersection improvements at SC 292/L-851 (Miller Farm Rd) / Safety Improvements at SC 292/L-851 (Miller Farm Road)		SPATS	Safety	Safety Improvements	HSP	\$150 RW	\$1,500 CON						\$1,650	
SC 85 NB over Lawson Fork Creek / Bridge Replacement	2016-36	SPATS	Bridges	Interstate/NHS	NHP	\$4,585 CON							\$4,585	
*Spartanburg County Pavements /		Appalachian GPATS,SPATS	Pavements	FA Secondaries	SFP	\$3,964 CON	\$5,550 CON	\$5,550 CON	\$5,550 CON	\$5,550 CON	\$5,550 CON	\$5,550 CON	\$37,264	
			Pavements	Non-FA Secondaries	MTN	\$1,161 CON	\$1,161 CON	\$1,161 CON	\$1,161 CON	\$1,161 CON	\$1,161 CON	\$1,161 CON	\$8,127	
			Pavements	Non-FA Secondaries	SFP	\$823 CON	\$823 CON	\$823 CON	\$823 CON	\$823 CON	\$823 CON	\$823 CON	\$5,761	
			Pavements	Non-NHS Primary	SFP	\$7,150 CON	\$9,192 CON	\$12,257 CON	\$12,257 CON	\$12,257 CON	\$12,257 CON	\$12,257 CON	\$77,627	
Wadsworth Trail Phase 5 / Ten foot wide shared use path	2020-1	SPATS	System Upgrade - Urban	SPATS	STBGP	\$100 PE \$150 RW \$750 CON							\$1,000	

*Denotes Lump Sum project. See Lump Sum Summary for project breakdown.

+Denotes project with multiple counties.

	Pending Changes
	Submitted Changes
	Approved Changes

Dollar amounts are reported in 1000's.

County Projects Summary Report
STIP 2021-2027

Highway

Sumter

Project	Rank	COG/MPO	Program Category	Program	Federal Program	FY 2021 Planned	FY 2022 Planned	FY 2023 Planned	FY 2024 Planned	FY 2025 Planned	FY 2026 Planned	FY 2027 Planned	STIP Cost (2021-2027)
Manning Avenue Revitalization Plan Project / Manning Avenue Revitalization Plan Project *Construction funds reflect 80% federal and 20% local match by Sumter County		SUATS	Enhancement	MPO	ENH	\$6,832 CON							\$6,832
N. Main Street Revitalization Plan Project / N. Main Street Revitalization Plan Project *Construction funds reflect 80% federal and 20% local match by Sumter County		SUATS	Enhancement	MPO	ENH	\$6,832 CON							\$6,832
S-114 over Turkey Creek / Bridge Replacement of S-43-114 over Turkey Creek in Sumter County	2013-3	SUATS	Bridges	Off-System	STBGP		\$50 RW	\$1,650 CON					\$1,700
S-152 (Manning Ave.) over SCL RR & Street / S-152 (Manning Ave.) over SCL RR & Street	2017-23	SUATS	Bridges	FA Non-NHS	STBGP		\$300 RW	\$15,850 CON					\$16,150
S-55 over Shot Pouch Branch / Bridge Replacement at S-43-55 over Shot Pouch Branch in Sumter County	2013-4	SUATS	Bridges	FA Non-NHS	STBGP		\$240 RW	\$3,400 CON					\$3,640
SUATS Tax-Funded Multiple Sidewalks Projects / SUATS Tax-Funded Multiple Sidewalks Projects		SUATS	Local	Sumter Sales Tax	LOC	\$684 CON	\$684 CON						\$1,368
*Sumter County Pavements /		Santee Lynches SUATS	Pavements	FA Secondaries	SFP	\$2,594 CON	\$3,632 CON	\$3,632 CON	\$3,632 CON	\$3,632 CON	\$3,632 CON	\$3,632 CON	\$24,386
			Pavements	Non-FA Secondaries	MTN	\$1,237 CON	\$1,237 CON	\$1,237 CON	\$1,237 CON	\$1,237 CON	\$1,237 CON	\$1,237 CON	\$8,659
			Pavements	Non-FA Secondaries	SFP	\$876 CON	\$876 CON	\$876 CON	\$876 CON	\$876 CON	\$876 CON	\$876 CON	\$6,132
			Pavements	Non-NHS Primary	SFP	\$2,929 CON	\$3,766 CON	\$5,021 CON	\$5,021 CON	\$5,021 CON	\$5,021 CON	\$5,021 CON	\$31,800
US 76 Bypass over US 15 / Bridge Replacement	2016-31	SUATS	Bridges	Interstate/NHS	NHP	\$100 RW		\$17,600 CON					\$17,700
US 76 Bypass over US 76 Business / Bridge Replacement	2016-30	SUATS	Bridges	Interstate/NHS	NHP	\$50 RW		\$17,100 CON					\$17,150
US 76 WB over Wateree River / Bridge Replacement	2016-34	Santee Lynches	Bridges	Interstate/NHS	NHP	\$200 RW	\$31,000 CON						\$31,200

*Denotes Lump Sum project. See Lump Sum Summary for project breakdown.

	Pending Changes
	Submitted Changes
	Approved Changes

Dollar amounts are reported in 1000's.

County Projects Summary Report
STIP 2021-2027

Highway

Union

Project	Rank	COG/MPO	Program Category	Program	Federal Program	FY 2021 Planned	FY 2022 Planned	FY 2023 Planned	FY 2024 Planned	FY 2025 Planned	FY 2026 Planned	FY 2027 Planned	STIP Cost (2021-2027)
*Closed and Load Restricted Design Build Package 2021-1 (District 4) / S-58 Moffitt Creek Road over Little Rocky Creek Bridge Replacement S-300 Rambo Road over Little Rocky Branch S-214 over Little Creek Bridge Replacement S-97 Josh Log Road over Tributary to Flat Creek S-87 Delta Road over Padgetts Creek S-97 over GoForth Creek Bridge Replacement S-265 over Manning Creek Bridge Replacement S-119 Bridge Replacement over Bear Creek		Appalachian, Catawba, Central Midlands	Bridges	Off-System	STBGP	\$16,634 CON							\$16,634
Intersection Improvements - SC 215 Buffalo-West Springs Hwy @ US 176 /	2015-2	Catawba	System Upgrade - Rural	Catawba	STBGP	\$50 RW \$1,000 CON							\$1,050
SC 72 Bridge Replacement Over Tyger River / Bridge Replacement	2016-46	Catawba	Bridges	Interstate/NHS	NHP	\$300 RW				\$13,681 CON			\$13,981
*Union County Pavements /		Catawba	Pavements	FA Secondaries	SFP	\$1,431 CON	\$2,003 CON	\$2,003 CON	\$2,003 CON	\$2,003 CON	\$2,003 CON	\$2,003 CON	\$13,449
			Pavements	Non-FA Secondaries	MTN	\$728 CON	\$728 CON	\$728 CON	\$728 CON	\$728 CON	\$728 CON	\$728 CON	\$5,096
			Pavements	Non-FA Secondaries	SFP	\$516 CON	\$516 CON	\$516 CON	\$516 CON	\$516 CON	\$516 CON	\$516 CON	\$3,612
			Pavements	Non-NHS Primary	SFP	\$2,487 CON	\$3,197 CON	\$4,263 CON	\$4,263 CON	\$4,263 CON	\$4,263 CON	\$4,263 CON	\$26,999

*Denotes Lump Sum project. See Lump Sum Summary for project breakdown.

+Denotes project with multiple counties.

 Pending Changes
 Submitted Changes
 Approved Changes

Dollar amounts are reported in 1000's.

County Projects Summary Report
STIP 2021-2027

Williamsburg

Highway

Project	Rank	COG/MPO	Program Category	Program	Federal Program	FY 2021 Planned	FY 2022 Planned	FY 2023 Planned	FY 2024 Planned	FY 2025 Planned	FY 2026 Planned	FY 2027 Planned	STIP Cost (2021-2027)
+Andrews Bypass / (Phase II) US 521 North of Andrews to SC 41	2013-1	Waccamaw	System Upgrade - Rural	Waccamaw	AC		\$24,000 CON						
			System Upgrade - Rural	Waccamaw	STBGP		\$12,000 CON	\$12,000 CON (ACC)	\$12,000 CON (ACC)				\$36,000
Main St. & MLK / Main St. & MLK		Waccamaw	System Upgrade - Rural	Waccamaw	STBGP	\$50 RW	\$500 CON						\$550
S-381 (Pine Tree Road) Bridge Replacement over Tributary to Soccee Swamp / Closed and Load Restricted Bridge Replacement - S-381 (Pine Tree Road) over Tributary to Soccee Swamp	2013-5	Waccamaw	Bridges	Off-System	STBGP	\$1,695 CON							\$1,695
*Williamsburg County Pavements /		Waccamaw	Pavements	FA Secondaries	SFP	\$2,223 CON	\$3,112 CON	\$3,112 CON	\$3,112 CON	\$3,112 CON	\$3,112 CON	\$3,112 CON	\$20,895
			Pavements	Non-FA Secondaries	MTN	\$1,237 CON	\$1,237 CON	\$1,237 CON	\$1,237 CON	\$1,237 CON	\$1,237 CON	\$1,237 CON	\$8,659
			Pavements	Non-FA Secondaries	SFP	\$876 CON	\$876 CON	\$876 CON	\$876 CON	\$876 CON	\$876 CON	\$876 CON	\$6,132
			Pavements	Non-NHS Primary	SFP	\$2,896 CON	\$3,723 CON	\$4,964 CON	\$4,964 CON	\$4,964 CON	\$4,964 CON	\$4,964 CON	\$31,439

*Denotes Lump Sum project. See Lump Sum Summary for project breakdown.

*Denotes project with multiple counties.

	Pending Changes
	Submitted Changes
	Approved Changes

Dollar amounts are reported in 1000's.

County Projects Summary Report
STIP 2021-2027

Highway

York

Project	Rank	COG/MPO	Program Category	Program	Federal Program	FY 2021 Planned	FY 2022 Planned	FY 2023 Planned	FY 2024 Planned	FY 2025 Planned	FY 2026 Planned	FY 2027 Planned	STIP Cost (2021-2027)
Celanese/Cherry Rd/I-77 Interchange (Exits 82 A,B,C) / (Reconfiguration)	2015-2	RFATS	System Upgrade - Urban	RFATS	STBGP	\$2,000 RW		\$12,000 CON					\$14,000
Downtown Traffic Management Project / Signal synchronization, Signage and bike/pedestrian component. (City of Rock Hill) (CMAQ Project) (FY 07/08/15 funds originally identified for the Sidetrack Extension project)		RFATS	CMAQ	Mandatory	CAQ	\$4,744 O							\$4,744
I-77 Panther's Interchange (MM81) / I-77 Panther's Interchange (MM81) Funded Solely by Department of Commerce & INFR Grant		RFATS	Local	City of Rock Hill	LOC	\$1,000 CON							\$1,000
			Local	Panthers, LLC	LOC	\$8,000 CON							\$8,000
			Local	State Commerce	LOC	\$21,500 CON							\$21,500
			Other Allocated Funds	INFRA	OAF	\$34,598 CON							\$34,598
Intersection Improvement - SC 161/US 321 Intersection /	2015-3	Catawba	System Upgrade - Rural	Catawba	STBGP	\$245 RW	\$1,593 CON						\$1,838
Intersection Improvements - Carowinds at Pleasant Road / (York County) (CMAQ Project)	2015-2	RFATS	CMAQ	Mandatory	CAQ	\$1,500 CON							\$1,500
Intersection Improvements - India Hook at Celanese Road / (City of Rock Hill) (CMAQ Project)	2014-1	RFATS	CMAQ	Mandatory	CAQ	\$5,788 CON							\$5,788
S-103 (Oak Park Road) over Tools Fork Creek / S-103 (Oak Park Road) over Tools Fork Creek Bridge Replacement	2017-29	RFATS	Bridges	Off-System	STBGP		\$25 RW		\$1,780 CON				\$1,805
S-82 (Chappell Road E) over South Fork Fishing Creek / S-82 (Chappell Road E) over South Fork Fishing Creek Bridge Replacement	2008-76	RFATS	Bridges	Off-System	STBGP		\$25 RW		\$3,950 CON				\$3,975
S-820 (Greenleaf Road) over Bullocks Creek / S-820 (Greenleaf Road) over Bullocks Creek Bridge Replacement	2017-112	Catawba	Bridges	Off-System	STBGP		\$50 RW		\$1,765 CON				\$1,815
SC 160/I-77 Interchange Reconfiguration / (US 21 to Sutton Road) (Widen 4 to 6 lanes)	2015-3	RFATS	C Program	C Program	CTC	\$1,000 RW							\$1,000
			System Upgrade - Urban	RFATS	STBGP	\$5,500 RW			\$17,887 CON (ACC)				\$23,387
			SIB	SIB	SIB		\$48,613 CON					\$48,613	
			System Upgrade - Urban	RFATS	AC		\$17,887 CON					\$17,887	
SC 72 over Stony Fork Creek /	2014-19	RFATS	Bridges	Interstate/NHS	NHP	\$4,350 CON						\$4,350	
*York County Pavements /		Catawba RFATS	Pavements	FA Secondaries	SFP	\$3,215 CON	\$4,501 CON	\$4,501 CON	\$4,501 CON	\$4,501 CON	\$4,501 CON	\$4,501 CON	\$30,221
			Pavements	Non-FA Secondaries	MTN	\$1,510 CON	\$1,510 CON	\$1,510 CON	\$1,510 CON	\$1,510 CON	\$1,510 CON	\$1,510 CON	\$10,570
			Pavements	Non-FA Secondaries	SFP	\$1,070 CON	\$1,070 CON	\$1,070 CON	\$1,070 CON	\$1,070 CON	\$1,070 CON	\$1,070 CON	\$7,490
			Pavements	Non-NHS Primary	SFP	\$4,551 CON	\$5,851 CON	\$7,801 CON	\$7,801 CON	\$7,801 CON	\$7,801 CON	\$7,801 CON	\$49,407

*Denotes Lump Sum project. See Lump Sum Summary for project breakdown.

	Pending Changes
	Submitted Changes
	Approved Changes

Dollar amounts are reported in 1000's.

County Projects Summary Report
STIP 2021-2027

Highway

Statewide

Project	Rank	COG/MPO	Program Category	Program	Federal Program	FY 2021 Planned	FY 2022 Planned	FY 2023 Planned	FY 2024 Planned	FY 2025 Planned	FY 2026 Planned	FY 2027 Planned	STIP Cost (2021-2027)
*CMAQ - 511 Program / Non-Mandatory			CMAQ	Non-Mandatory	CAQ	\$800 CON	\$800 CON						\$1,600
*CMAQ - ITS System Expansion / Non-Mandatory			CMAQ	Non-Mandatory	CAQ	\$8,700 CON	\$8,700 CON						\$17,400
*CMAQ - Real-Time Data / Non-Mandatory			CMAQ	Non-Mandatory	CAQ	\$450 PE	\$450 PE						\$900
*Interstate - Operations/Traffic Engineering - Cable Barrier /			Preventative Maintenance & Operations	Guardrail	STF	\$4,000 CON							\$4,000
*Interstate - Operations/Traffic Engineering - Guardrail /			Preventative Maintenance & Operations	Guardrail	STF	\$3,000 CON	\$3,000 CON						\$6,000
*Interstate Preventative Maintenance / Includes eligible preventative maintenance activities on Interstate pavements such as Chip Seal, Micro-Surfacing, HMA Overlay, 2 in. Mill & Fill, OGFC, Concrete joint/crack seal, Diamond Grinding, etc			Pavements	Interstates	NHP		\$150,000 CON	\$150,000 CON	\$150,000 CON	\$150,000 CON	\$150,000 CON	\$150,000 CON	\$900,000
*Off-System Bridges /			Bridges	Off-System	STBGP	\$17,000 CON	\$17,000 CON	\$17,000 CON	\$17,000 CON	\$17,000 CON	\$17,000 CON		\$102,000
*Planning - Statewide - MPO /			Planning	Metro	PL	\$4,247 PL	\$4,247 PL	\$4,247 PL	\$4,247 PL	\$4,247 PL	\$4,247 PL	\$4,247 PL	\$29,729
*Planning - Statewide - SPR /			Planning	Statewide	SPR	\$17,098 PL	\$17,098 PL	\$17,098 PL	\$17,098 PL	\$17,098 PL	\$17,098 PL	\$17,098 PL	\$119,686
*Railroad Crossings / Railroad Highway Protective Devices			Safety	Railroad Hazard Elimination	RHP	\$93 PE \$4,671 CON	\$93 PE \$4,671 CON	\$93 PE \$4,671 CON	\$93 PE \$4,671 CON	\$93 PE \$4,671 CON	\$93 PE \$4,671 CON	\$93 PE \$4,555 CON	\$33,232
*Rural Road Safety Program / Safety Corridor improvements that target reducing road departure crashes resulting in fatalities or serious injuries.			Safety	Rural Road Safety	SFP	\$5,000 PE \$5,000 RW \$40,000 CON	\$5,000 PE \$5,000 RW \$40,000 CON	\$5,000 PE \$5,000 RW \$40,000 CON	\$5,000 PE \$5,000 RW \$40,000 CON	\$5,000 PE \$5,000 RW \$40,000 CON	\$5,000 PE \$5,000 RW \$40,000 CON	\$5,000 PE \$5,000 RW \$40,000 CON	\$350,000
*Safety Program Administration /			Safety	Safety Improvements	HSP	\$2,000 PE	\$2,000 PE						\$4,000
*Safety Program Planning Phase /			Safety	Safety Improvements	HSP	\$5,000 PL	\$5,000 PL						\$10,000
*SIB Payments /			SIB Payments	SIB Payments	NHP	\$49,663 CON	\$41,864 CON	\$40,403 CON	\$41,999 CON	\$41,771 CON	\$42,038 CON	\$41,784 CON	\$299,522
*Signal Upgrade and New Installation /			Preventative Maintenance & Operations	Signals	STF	\$625 PE \$10,500 CON	\$625 PE \$10,500 CON	\$625 PE \$10,500 CON	\$625 PE \$10,500 CON	\$625 PE \$10,500 CON	\$625 PE \$10,500 CON	\$625 PE \$10,500 CON	\$77,875
*Signing and Marking / Signing & Marking on Interstate & Non-Interstate Routes			Preventative Maintenance & Operations	Signing & Marking	STF	\$275 PE \$8,600 CON	\$275 PE \$8,600 CON	\$275 PE \$8,600 CON	\$275 PE \$8,600 CON	\$275 PE \$8,600 CON	\$275 PE \$8,600 CON	\$275 PE \$8,600 CON	\$62,125
*Statewide Bridge Preventative Maintenance /			Preventative Maintenance & Operations	Bridge Rehab	STF	\$19,250 CON	\$19,250 CON	\$19,250 CON	\$19,250 CON	\$19,250 CON	\$19,250 CON	\$19,250 CON	\$134,750
*Statewide Guardrail Repair Contract / Guardrail Repair on Non-Interstate Routes			Preventative Maintenance & Operations	Guardrail	STF	\$2,000 CON	\$6,000 CON	\$9,000 CON	\$9,000 CON	\$9,000 CON	\$9,000 CON	\$9,000 CON	\$53,000

	Pending Changes
	Submitted Changes
	Approved Changes

Dollar amounts are reported in 1000's.

County Projects Summary Report
STIP 2021-2027

Highway

Statewide

Project	Rank	COG/MPO	Program Category	Program	Federal Program	FY 2021 Planned	FY 2022 Planned	FY 2023 Planned	FY 2024 Planned	FY 2025 Planned	FY 2026 Planned	FY 2027 Planned	STIP Cost (2021-2027)
*Statewide Operations & Maintenance / STIP FY21-FY27: Statewide Operations & Maintenance houses the budget for the following: General Administration, Engineering Administration, Intermodal Planning, Toll Operations, Land & Buildings, Hwy Maintenance, Employee Contributions. Previous Budget Items are consolidated in the above categories: Asset Management, Bridge Inspection, Field Maintenance, Incident Responder			Preventative Maintenance & Operations	Operations & Maintenance	STF	\$519,347 CON	\$531,797 CON	\$511,242 CON	\$510,681 CON	\$510,114 CON	\$509,542 CON	\$508,964 CON	\$3,601,687
*Statewide Pavements / County distribution to be determined on year to year basis			Pavements	Non-Interstate NHS	SFP	\$90,000 CON	\$90,000 CON	\$90,000 CON	\$90,000 CON	\$90,000 CON	\$90,000 CON	\$90,000 CON	\$630,000
*Statewide Rumble Strips /			Safety	Safety Improvements	HSP	\$100 PE \$7,000 CON	\$100 PE \$7,000 CON						\$14,200
*Statewide Safety Initiative / This program will fund: - Guardrails to reduce severity of fixed object crashes along the interstate system. - Safety infrastructure on traffic signals and systems to include reflective backplates, flashing yellow arrows, additional heads, and signal timing/phasing improvements. - Sign sheeting reflectivity for all critical roadway safety signs such as chevrons and curve warning signs.			Safety	Safety Improvements	HSP	\$1,000 PE \$1,600 CON							\$2,600
*Transportation Alternatives Areas over 200,000 / * See MPO TIPs for project information			Transportation Alternatives	Areas > 200K	TAP	\$3,822 CON	\$3,822 CON	\$3,822 CON	\$3,822 CON	\$3,822 CON	\$3,822 CON	\$3,822 CON	\$26,754
*Transportation Alternatives areas over 5,000 but less than 200,000 / * See MPO TIPs for project information			Transportation Alternatives	Areas >5K & <200K	TAP	\$2,338 CON	\$2,338 CON	\$2,338 CON	\$2,338 CON	\$2,338 CON	\$2,338 CON	\$2,338 CON	\$16,366
*Transportation Alternatives areas under 5,000 /			Transportation Alternatives	Areas <5K	TAP	\$3,313 CON	\$3,313 CON	\$3,313 CON	\$3,313 CON	\$3,313 CON	\$3,313 CON	\$3,313 CON	\$23,191
*Transportation Alternatives Recreational Trails /			Transportation Alternatives	Recreational Trails	TAP	\$1,499 CON	\$1,499 CON	\$1,499 CON	\$1,499 CON	\$1,499 CON	\$1,499 CON	\$1,499 CON	\$10,493

*Denotes Lump Sum project. See Lump Sum Summary for project breakdown.

 Pending Changes
 Submitted Changes
 Approved Changes

Dollar amounts are reported in 1000's.

**Statewide Transportation Improvement Program
Fiscal Years 2021 - 2027**

Mass Transit Funding Summary STIP 2021-2027

Program Category	Funding Category	2021		2022		2023		2024		2025		2026		2027		Totals		
		Apportioned	Planned	Apportioned	Planned	Apportioned	Planned	Apportioned	Planned	Apportioned	Planned	Apportioned	Planned	Apportioned	Planned	Apportioned	Planned	Difference
Mass Transit	5307-LU		14,010		14,058		28,806		28,806		28,806		28,806		32,867		176,159	
	5307-SU		3,567		1,830												5,397	
	5310-LU		1,143		832												1,975	
	5339-LU		978		978		3,505		3,505		3,505		3,505		3,505		19,481	
			56,723	19,698	56,723	17,698		32,311		32,311		32,311		32,311		36,372	113,446	203,012
Mass Transit Subtotal		56,723	19,698	56,723	17,698	0	32,311	0	32,311	0	32,311	0	32,311	0	36,372	113,446	203,012	-89,566

Beginning Year Unobligated Balance			28,141		63,345		28,436											
Total Apportioned		56,723		56,723														
Total Planned		19,698		17,698		32,311		32,311		32,311		32,311		36,372				
Advanced Construction Conversion		8,884		3,821		2,598				1,291		12,491		27,425				
Advanced Constuction								3,875		33,602		44,802		63,797				
Balance		28,141		63,345		28,436		0		0		0		0				

* Adjusted to reflect Federal Management Information System (FMIS) unobligated balance

Project AC																		
Project AC Conversion																		

	Pending Changes
	Submitted Changes
	Approved Changes

Dollar amounts are reported in 1000's.

Mass Transit Program Summary STIP 2021-2027

Program	2021 Planned	2022 Planned	2023 Planned	2024 Planned	2025 Planned	2026 Planned	2027 Planned	STIP Cost (2021-2027)
Bus & Bus Facilities Large Urban	\$978	\$978	\$3,505	\$3,505	\$3,505	\$3,505	\$3,505	\$19,481
Enhanced Mobility for Seniors (Large Urban)	\$1,143	\$832						\$1,975
Large Urbanized Area Formula Program (5307)	\$5,301	\$5,349	\$301	\$301	\$301	\$301	\$4,362	\$16,216
Small Urbanized Area Formula Program (5307)	\$3,567	\$1,830						\$5,397
State Mass Transit Funds (SMTF)	\$8,709	\$8,709	\$28,505	\$28,505	\$28,505	\$28,505	\$28,505	\$159,943
Mass Transit Subtotal	\$19,698	\$17,698	\$32,311	\$32,311	\$32,311	\$32,311	\$36,372	\$203,012

	2021	2022	2023	2024	2025	2026	2027	STIP Cost (2014-2027)
Total Apportioned (+)	\$56,723	\$56,723						\$477,600
Total Planned (-)	\$19,698	\$17,698	\$32,311	\$32,311	\$32,311	\$32,311	\$36,372	\$203,012
Difference	\$37,025	\$39,025	(\$32,311)	(\$32,311)	(\$32,311)	(\$32,311)	(\$36,372)	\$274,588

Total Planned Breakdown

	2021	2022	2023	2024	2025	2026	2027	STIP Cost (2014-2027)
Planned Projects	\$19,698	\$17,698	\$32,311	\$32,311	\$32,311	\$32,311	\$36,372	\$203,012
Planned Project AC								
Planned Project AC Conversion								

■	Pending Changes
■	Submitted Changes
■	Approved Changes

Dollar amounts are reported in 1000's.

Program Summary with Project Detail Report
STIP 2021-2027

Mass Transit

	County	COG/MPO	2021 Planned	2022 Planned	2023 Planned	2024 Planned	2025 Planned	2026 Planned	2027 Planned	STIP Cost (2021-2027)
Bus & Bus Facilities Large Urban										
Charleston Area Regional Transit Authority	Berkeley, Charleston, Dorchester	CHATS	\$701 CA	\$701 CA	\$3,505 CA	\$3,505 CA	\$3,505 CA	\$3,505 CA	\$3,505 CA	\$18,927
Greenville Transit Authority	Greenville	GPATS	\$197 CA	\$197 CA						\$394
Clemson Area Transit	Pickens	GPATS	\$80 CA	\$80 CA						\$160

 Pending Changes
 Submitted Changes
 Approved Changes

Dollar amounts are reported in 1000's.

Program Summary with Project Detail Report
STIP 2021-2027

Mass Transit

	County	COG/MPO	2021 Planned	2022 Planned	2023 Planned	2024 Planned	2025 Planned	2026 Planned	2027 Planned	STIP Cost (2021-2027)
Enhanced Mobility for Seniors (Large Urban)										
Berkeley-Charleston-Dorchester Council of Governments	Berkeley, Charleston, Dorchester	BCD, CHATS	\$476 OP	\$476 OP						\$952
Greenville Urbanized Area	Greenville, Pickens	GPATS	\$356 CA	\$356 CA						\$712
GSATS MPO	Horry, Georgetown	GSATS	\$31 AD \$280 CA							\$311

 Pending Changes
 Submitted Changes
 Approved Changes

Dollar amounts are reported in 1000's.

Program Summary with Project Detail Report
STIP 2021-2027

Mass Transit

	County	COG/MPO	2021 Planned	2022 Planned	2023 Planned	2024 Planned	2025 Planned	2026 Planned	2027 Planned	STIP Cost (2021-2027)
Large Urbanized Area Formula Program (5307)										
BCD RTMA (TriCounty Link)	Berkeley, Charleston, Dorchester	BCD, CHATS			\$301 OP	\$301 OP	\$301 OP	\$301 OP	\$301 OP	\$1,505
CHATS MPO	Berkeley, Charleston, Dorchester	CHATS							\$4,061 OP	\$4,061
Greenville Transit Authority	Greenville	GPATS	\$1,150 OP \$1,173 CA	\$1,150 OP \$1,173 CA						\$4,645
Clemson Area Transit	Pickens	GPATS	\$10 PL \$613 OP \$409 CA	\$10 PL \$613 OP \$409 CA						\$2,064
Waccamaw Regional Transportation Authority (Coast RTA)	Georgetown, Horry, Williamsburg	Waccamaw	\$1,121 OP \$826 CA	\$1,150 OP \$844 CA						\$3,941

 Pending Changes
 Submitted Changes
 Approved Changes

Dollar amounts are reported in 1000's.

Program Summary with Project Detail Report
STIP 2021-2027

Mass Transit

	County	COG/MPO	2021 Planned	2022 Planned	2023 Planned	2024 Planned	2025 Planned	2026 Planned	2027 Planned	STIP Cost (2021-2027)
Small Urbanized Area Formula Program (5307)										
BCD RTMA (TriCounty Link)	Berkeley, Charleston, Dorchester	BCD, CHATS	\$301 OP	\$301 OP						\$602
Mauldin-Simpson Small Urbanized Area	Greenville	GPATS	\$875 CA	\$875 CA						\$1,750
Rock Hill Urbanized Area Fixed Route Service	York	RFATS	\$388 OP \$234 CA	\$394 OP \$260 CA						\$1,275
City of Spartanburg (MAP-21)	Spartanburg	SPATS	\$1,000 OP \$708 CA \$60 VA							\$1,769

 Pending Changes
 Submitted Changes
 Approved Changes

Dollar amounts are reported in 1000's.

Program Summary with Project Detail Report
STIP 2021-2027

Mass Transit

	County	COG/MPO	2021 Planned	2022 Planned	2023 Planned	2024 Planned	2025 Planned	2026 Planned	2027 Planned	STIP Cost (2021-2027)
State Mass Transit Funds (SMTF)										
Charleston Area Regional Transit Authority	Berkeley, Charleston, Dorchester	CHATS	\$4,061 OP \$1,640 CA	\$4,061 OP \$1,640 CA	\$20,305 OP \$8,200 CA	\$20,305 OP \$8,200 CA	\$20,305 OP \$8,200 CA	\$20,305 OP \$8,200 CA	\$20,305 OP \$8,200 CA	\$153,927
Greenville Transit Authority	Greenville	GPATS	\$742 OP \$1,450 CA	\$742 OP \$1,450 CA						\$4,384
Clemson Area Transit	Pickens	GPATS	\$586 OP \$230 CA	\$586 OP \$230 CA						\$1,632

*Denotes Lump Sum project. See Lump Sum Summary for project breakdown.

 Pending Changes
 Submitted Changes
 Approved Changes

Dollar amounts are reported in 1000's.

Program Summary with Project Detail Report
STIP 2021-2027

Mass Transit

Mass Transit

	2021	2022	2023	2024	2025	2026	2027	STIP Cost (2014-2027)
Total Apportioned (+)	\$56,723	\$56,723						\$477,600
Total Planned (-)	\$19,697	\$17,697	\$32,311	\$32,311	\$32,311	\$32,311	\$36,372	\$203,010
Difference	\$37,026	\$39,026	(\$32,311)	(\$32,311)	(\$32,311)	(\$32,311)	(\$36,372)	\$274,590

Total Planned Breakdown

Planned Projects	\$19,698	\$17,698	\$32,311	\$32,311	\$32,311	\$32,311	\$36,372	\$203,011
Planned Project AC								
Planned Project AC Conversion								

■ Pending Changes
■ Submitted Changes
■ Approved Changes

Dollar amounts are reported in 1000's.

County Projects Summary Report
STIP 2021-2027

Mass Transit

Berkeley

Project	Rank	COG/MPO	Program Category	Program	Federal Program	FY 2021 Planned	FY 2022 Planned	FY 2023 Planned	FY 2024 Planned	FY 2025 Planned	FY 2026 Planned	FY 2027 Planned	STIP Cost (2021-2027)
+BCD RTMA (TriCounty Link) / Mass Transit Project FTA Section 5310 for Purchase of Service in FY 2015 FTA Section 5310 for Purchase of Service in FY 2016 FTA 5339 Capital amt. \$42,500 for SFY 2017. FTA 5307/5340 for operating funds for FFY 2017 FTA 5311 - Administrative FTA 5339 - LU in amount of \$34k is for State Facilities Maint. Initiative FTA 5307- LU amounts include Section 5340 funding for FY2017 -- FY2020		BCD CHATS	Mass Transit	Small Urbanized Area Formula Program (5307)	5307-SU	\$301 OP	\$301 OP						\$602
			Mass Transit	Large Urbanized Area Formula Program (5307)	5307-LU			\$301 OP	\$301 OP	\$301 OP	\$301 OP	\$301 OP	\$1,505
+Berkeley-Charleston-Dorchester Council of Governments / Mass Transit Project Rural Planning/Technical Assistance FTA 5310		BCD CHATS	Mass Transit	Enhanced Mobility for Seniors (Large Urban)	5310-LU	\$476 OP	\$476 OP						\$952
+Charleston Area Regional Transit Authority / Mass Transit Project FY 2014 Includes FTA 5307 \$2,279,000 and \$150,000 additional OPS and a balance of FY 2013 5307 and 5339 Funds. FY 2014 OP amount \$5,179K represents combined TIP OP amounts (\$2,378K & \$2,801K). FTA Section 5307 (previous funding) moved to FY 2019 for vehicle acquisition. Flexed Guideshare funds to FTA 5307 CA (advanced fare collection systems for FY2017) FTA Section 5310 for capital (CA) purchases for FY 2015 FTA Section 5310 for capital (CA) purchases for FY 2016 FTA Section 5307/5340 for capital & operating for FY 2017 - FY 2020 FTA Section 5339 for capital (CA) expenses for FY 2017 includes amt. for State Facilities Maint. Initiative but does not include special discretionary FTA 5339 funds. FTA Section 5339 special discretionary funds for FY 2017.		CHATS	Mass Transit	Bus & Bus Facilities Large Urban	5339-LU	\$701 CA	\$701 CA	\$3,505 CA	\$3,505 CA	\$3,505 CA	\$3,505 CA	\$3,505 CA	\$18,927
			Mass Transit	State Mass Transit Funds (SMTF)	5307-LU	\$4,061 OP \$1,640 CA	\$4,061 OP \$1,640 CA	\$20,305 OP \$8,200 CA	\$20,305 OP \$8,200 CA	\$20,305 OP \$8,200 CA	\$20,305 OP \$8,200 CA	\$20,305 OP \$8,200 CA	\$153,927
+CHATS MPO / LARGE URBANIZED AREA TRANSIT FUNDING		CHATS	Mass Transit	Large Urbanized Area Formula Program (5307)	5307-LU							\$4,061 OP	\$4,061

*Denotes project with multiple counties.

 Pending Changes
 Submitted Changes
 Approved Changes

Dollar amounts are reported in 1000's.

County Projects Summary Report
STIP 2021-2027

Mass Transit

Charleston

Project	Rank	COG/MPO	Program Category	Program	Federal Program	FY 2021 Planned	FY 2022 Planned	FY 2023 Planned	FY 2024 Planned	FY 2025 Planned	FY 2026 Planned	FY 2027 Planned	STIP Cost (2021-2027)
+BCD RTMA (TriCounty Link) / Mass Transit Project FTA Section 5310 for Purchase of Service in FY 2015 FTA Section 5310 for Purchase of Service in FY 2016 FTA 5339 Capital amt. \$42,500 for SFY 2017. FTA 5307/5340 for operating funds for FFY 2017. FTA 5311 - Administrative FTA 5339 - LU in amount of \$34k is for State Facilities Maint. Initiative FTA 5307- LU amounts include Section 5340 funding for FY2017 -- FY2020		BCD CHATS	Mass Transit	Small Urbanized Area Formula Program (5307)	5307-SU	\$301 OP	\$301 OP						\$602
			Mass Transit	Large Urbanized Area Formula Program (5307)	5307-LU			\$301 OP	\$301 OP	\$301 OP	\$301 OP	\$301 OP	\$1,505
+Berkeley-Charleston-Dorchester Council of Governments / Mass Transit Project Rural Planning/Technical Assistance FTA 5310		BCD CHATS	Mass Transit	Enhanced Mobility for Seniors (Large Urban)	5310-LU	\$476 OP	\$476 OP						\$952
+Charleston Area Regional Transit Authority / Mass Transit Project FY 2014 Includes FTA 5307 \$2,279,000 and \$150,000 additional OPS and a balance of FY 2013 5307 and 5339 Funds. FY 2014 OP amount \$5,179K represents combined TIP OP amounts (\$2,378K & \$2,801K). FTA Section 5307 (previous funding) moved to FY 2019 for vehicle acquisition. Flexed Guideshare funds to FTA 5307 CA (advanced fare collection systems for FY2017) FTA Section 5310 for capital (CA) purchases for FY 2015 FTA Section 5310 for capital (CA) purchases for FY 2016 FTA Section 5307/5340 for capital & operating for FY 2017 - FY 2020 FTA Section 5339 for capital (CA) expenses for FY 2017 includes amt. for State Facilities Maint. Initiative but does not include special discretionary FTA 5339 funds. FTA Section 5339 special discretionary funds for FY 2017.		CHATS	Mass Transit	Bus & Bus Facilities Large Urban	5339-LU	\$701 CA	\$701 CA	\$3,505 CA	\$3,505 CA	\$3,505 CA	\$3,505 CA	\$3,505 CA	\$18,927
			Mass Transit	State Mass Transit Funds (SMTF)	5307-LU	\$4,061 OP \$1,640 CA	\$4,061 OP \$1,640 CA	\$20,305 OP \$8,200 CA	\$20,305 OP \$8,200 CA	\$20,305 OP \$8,200 CA	\$20,305 OP \$8,200 CA	\$20,305 OP \$8,200 CA	\$153,927
+CHATS MPO / LARGE URBANIZED AREA TRANSIT FUNDING		CHATS	Mass Transit	Large Urbanized Area Formula Program (5307)	5307-LU							\$4,061 OP	\$4,061

+Denotes project with multiple counties.

 Pending Changes
 Submitted Changes
 Approved Changes

Dollar amounts are reported in 1000's.

County Projects Summary Report
STIP 2021-2027

Mass Transit

Dorchester

Project	Rank	COG/MPO	Program Category	Program	Federal Program	FY 2021 Planned	FY 2022 Planned	FY 2023 Planned	FY 2024 Planned	FY 2025 Planned	FY 2026 Planned	FY 2027 Planned	STIP Cost (2021-2027)
+BCD RTMA (TriCounty Link) / Mass Transit Project FTA Section 5310 for Purchase of Service in FY 2015 FTA Section 5310 for Purchase of Service in FY 2016 FTA 5339 Capital amt. \$42,500 for SFY 2017. FTA 5307/5340 for operating funds for FFY 2017. FTA 5311 - Administrative FTA 5339 - LU in amount of \$34k is for State Facilities Maint. Initiative FTA 5307- LU amounts include Section 5340 funding for FY2017 -- FY2020		BCD CHATS	Mass Transit	Small Urbanized Area Formula Program (5307)	5307-SU	\$301 OP	\$301 OP						\$602
			Mass Transit	Large Urbanized Area Formula Program (5307)	5307-LU			\$301 OP	\$301 OP	\$301 OP	\$301 OP	\$301 OP	\$1,505
+Berkeley-Charleston-Dorchester Council of Governments / Mass Transit Project Rural Planning/Technical Assistance FTA 5310		BCD CHATS	Mass Transit	Enhanced Mobility for Seniors (Large Urban)	5310-LU	\$476 OP	\$476 OP						\$952
+Charleston Area Regional Transit Authority / Mass Transit Project FY 2014 Includes FTA 5307 \$2,279,000 and \$150,000 additional OPS and a balance of FY 2013 5307 and 5339 Funds. FY 2014 OP amount \$5,179K represents combined TIP OP amounts (\$2,378K & \$2,801K). FTA Section 5307 (previous funding) moved to FY 2019 for vehicle acquisition. Flexed Guideshare funds to FTA 5307 CA (advanced fare collection systems for FY2017) FTA Section 5310 for capital (CA) purchases for FY 2015 FTA Section 5310 for capital (CA) purchases for FY 2016 FTA Section 5307/5340 for capital & operating for FY 2017 - FY 2020 FTA Section 5339 for capital (CA) expenses for FY 2017 includes amt. for State Facilities Maint. Initiative but does not include special discretionary FTA 5339 funds. FTA Section 5339 special discretionary funds for FY 2017.		CHATS	Mass Transit	Bus & Bus Facilities Large Urban	5339-LU	\$701 CA	\$701 CA	\$3,505 CA	\$3,505 CA	\$3,505 CA	\$3,505 CA	\$3,505 CA	\$18,927
			Mass Transit	State Mass Transit Funds (SMTF)	5307-LU	\$4,061 OP \$1,640 CA	\$4,061 OP \$1,640 CA	\$20,305 OP \$8,200 CA	\$20,305 OP \$8,200 CA	\$20,305 OP \$8,200 CA	\$20,305 OP \$8,200 CA	\$20,305 OP \$8,200 CA	\$153,927
+CHATS MPO / LARGE URBANIZED AREA TRANSIT FUNDING		CHATS	Mass Transit	Large Urbanized Area Formula Program (5307)	5307-LU							\$4,061 OP	\$4,061

+Denotes project with multiple counties.

 Pending Changes
 Submitted Changes
 Approved Changes

Dollar amounts are reported in 1000's.

County Projects Summary Report
STIP 2021-2027

Georgetown

Mass Transit

Project	Rank	COG/MPO	Program Category	Program	Federal Program	FY 2021 Planned	FY 2022 Planned	FY 2023 Planned	FY 2024 Planned	FY 2025 Planned	FY 2026 Planned	FY 2027 Planned	STIP Cost (2021-2027)
+GSATS MPO / Mass Transit Project FTA Section 5310 Large Urbanized Area projects (planned future obligations, recorded as "Other"). FTA Section 5339 Large Urbanized Area Transit Projects.		GSATS	Mass Transit	Enhanced Mobility for Seniors (Large Urban)	5310-LU	\$31 AD \$280 CA							\$311
+Waccamaw Regional Transportation Authority (Coast RTA) / Mass Transit Project 5307 Large Urban		Waccamaw	Mass Transit	Large Urbanized Area Formula Program (5307)	5307-LU	\$1,121 OP \$826 CA	\$1,150 OP \$844 CA						\$3,941

*Denotes project with multiple counties.

 Pending Changes
 Submitted Changes
 Approved Changes

Dollar amounts are reported in 1000's.

County Projects Summary Report
STIP 2021-2027

Greenville

Mass Transit

Project	Rank	COG/MPO	Program Category	Program	Federal Program	FY 2021 Planned	FY 2022 Planned	FY 2023 Planned	FY 2024 Planned	FY 2025 Planned	FY 2026 Planned	FY 2027 Planned	STIP Cost (2021-2027)
Greenville Transit Authority / Mass Transit Project FTA Section 5307 Large Urbanized Area FTA Section 5339 (LU)		GPATS	Mass Transit	Bus & Bus Facilities Large Urban	5339-LU	\$197 CA	\$197 CA						\$394
			Mass Transit	Large Urbanized Area Formula Program (5307)	5307-LU	\$1,150 OP \$1,173 CA	\$1,150 OP \$1,173 CA						\$4,646
			Mass Transit	State Mass Transit Funds (SMTF)	5307-LU	\$742 OP \$1,450 CA	\$742 OP \$1,450 CA						\$4,384
*Greenville Urbanized Area / Mass Transit Project (Correction to remove Large Urban 5307 project to allocate to GTA and CAT transit systems for FY 2014). FTA Section 5310 Large Urbanized Area Transit Projects. FTA Section 5339 CA project (listed as "Alt. Analysis" in current STIP). FY 2014 FTA 5339 amt. \$291K=\$155K for GTA & \$136K for CAT. FY 2015 FTA 5339 amt. \$303K = \$162K for GTA & \$141K for CAT with Revision 27. 20 January 2017-Moved previous FTA 5310 funds into FY 2017.		GPATS	Mass Transit	Enhanced Mobility for Seniors (Large Urban)	5310-LU	\$356 CA	\$356 CA						\$712
Mauldin-Simpson Small Urbanized Area / Mass Transit Project FTA Section 5307 Small Urbanized Area Funding. 20 January 2017-Moved previous multiple-year STIP projects into FY 2017 for \$2,991K total.		GPATS	Mass Transit	Small Urbanized Area Formula Program (5307)	5307-SU	\$875 CA	\$875 CA						\$1,750

*Denotes project with multiple counties.

 Pending Changes
 Submitted Changes
 Approved Changes

Dollar amounts are reported in 1000's.

County Projects Summary Report
STIP 2021-2027

Mass Transit

Horry

Project	Rank	COG/MPO	Program Category	Program	Federal Program	FY 2021 Planned	FY 2022 Planned	FY 2023 Planned	FY 2024 Planned	FY 2025 Planned	FY 2026 Planned	FY 2027 Planned	STIP Cost (2021-2027)
+GSATS MPO / Mass Transit Project FTA Section 5310 Large Urbanized Area projects (planned future obligations, recorded as "Other"). FTA Section 5339 Large Urbanized Area Transit Projects.		GSATS	Mass Transit	Enhanced Mobility for Seniors (Large Urban)	5310-LU	\$31 AD \$280 CA							\$311
+Waccamaw Regional Transportation Authority (Coast RTA) / Mass Transit Project 5307 Large Urban		Waccamaw	Mass Transit	Large Urbanized Area Formula Program (5307)	5307-LU	\$1,121 OP \$826 CA	\$1,150 OP \$844 CA						\$3,941

*Denotes project with multiple counties.

 Pending Changes
 Submitted Changes
 Approved Changes

Dollar amounts are reported in 1000's.

County Projects Summary Report
STIP 2021-2027

Mass Transit

Pickens

Project	Rank	COG/MPO	Program Category	Program	Federal Program	FY 2021 Planned	FY 2022 Planned	FY 2023 Planned	FY 2024 Planned	FY 2025 Planned	FY 2026 Planned	FY 2027 Planned	STIP Cost (2021-2027)
Clemson Area Transit / Mass Transit Project FTA Section 5307, 5339 & 5539(C).		GPATS	Mass Transit	Bus & Bus Facilities Large Urban	5339-LU	\$80 CA	\$80 CA						\$160
			Mass Transit	Large Urbanized Area Formula Program (5307)	5307-LU	\$10 PL \$613 OP \$409 CA	\$10 PL \$613 OP \$409 CA						\$2,064
			Mass Transit	State Mass Transit Funds (SMTF)	5307-LU	\$586 OP \$230 CA	\$586 OP \$230 CA						\$1,632
*Greenville Urbanized Area / Mass Transit Project (Correction to remove Large Urban 5307 project to allocate to GTA and CAT transit systems for FY 2014). FTA Section 5310 Large Urbanized Area Transit Projects. FTA Section 5339 CA project (listed as "Alt. Analysis" in current STIP). FY 2014 FTA 5339 amt. \$291K=\$155K for GTA & \$136K for CAT. FY 2015 FTA 5339 amt. \$303K = \$162K for GTA & \$141K for CAT with Revision 27. 20 January 2017-Moved previous FTA 5310 funds into FY 2017.		GPATS	Mass Transit	Enhanced Mobility for Seniors (Large Urban)	5310-LU	\$356 CA	\$356 CA						\$712

*Denotes project with multiple counties.

 Pending Changes
 Submitted Changes
 Approved Changes




Dollar amounts are reported in 1000's.

County Projects Summary Report
STIP 2021-2027

Mass Transit

Spartanburg

Project	Rank	COG/MPO	Program Category	Program	Federal Program	FY 2021 Planned	FY 2022 Planned	FY 2023 Planned	FY 2024 Planned	FY 2025 Planned	FY 2026 Planned	FY 2027 Planned	STIP Cost (2021-2027)
City of Spartanburg (MAP-21) / Mass Transit Project FTA Section 5307 MAP-21 Funds FTA Section 5339 MAP-21 Funds		SPATS	Mass Transit	Small Urbanized Area Formula Program (5307)	5307-SU	\$1,000 OP \$709 CA \$60 VA							\$1,769

	Pending Changes
	Submitted Changes
	Approved Changes

Dollar amounts are reported in 1000's.




County Projects Summary Report
STIP 2021-2027

Williamsburg

Mass Transit

Project	Rank	COG/MPO	Program Category	Program	Federal Program	FY 2021 Planned	FY 2022 Planned	FY 2023 Planned	FY 2024 Planned	FY 2025 Planned	FY 2026 Planned	FY 2027 Planned	STIP Cost (2021-2027)
+Waccamaw Regional Transportation Authority (Coast RTA) / Mass Transit Project 5307 Large Urban		Waccamaw	Mass Transit	Large Urbanized Area Formula Program (5307)	5307-LU	\$1,121 OP \$826 CA	\$1,150 OP \$844 CA						\$3,941

+Denotes project with multiple counties.

	Pending Changes
	Submitted Changes
	Approved Changes




Dollar amounts are reported in 1000's.

County Projects Summary Report
STIP 2021-2027

Mass Transit

York

Project	Rank	COG/MPO	Program Category	Program	Federal Program	FY 2021 Planned	FY 2022 Planned	FY 2023 Planned	FY 2024 Planned	FY 2025 Planned	FY 2026 Planned	FY 2027 Planned	STIP Cost (2021-2027)
Rock Hill Urbanized Area Fixed Route Service / FTA Section 5307 Small Urbanized Area Funds for FY 2017. Capital and future activities for Rock Hill Urbanized Area.		RFATS	Mass Transit	Small Urbanized Area Formula Program (5307)	5307-SU	\$388 OP \$234 CA	\$394 OP \$260 CA						\$1,276

	Pending Changes
	Submitted Changes
	Approved Changes

Dollar amounts are reported in 1000's.