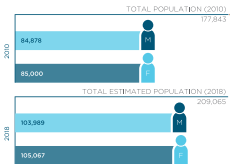




BERKELEY COUNTY POPULATION CHANGE (2010 & 2018)



MEDIAN AGE
(2018)



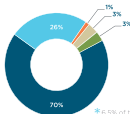
36

POPULATION INCREASE
2010-2018

23%



BERKELEY COUNTY RACIAL AND ETHNIC DIVERSITY (2010-2018)



- WHITE
- BLACK OR AFRICAN AMERICAN
- AMERICAN INDIAN & ALASKA NATIVE
- ASIAN
- SOME OTHER RACE

*6.5% of the County's population are Hispanic or Latino (of any race)

MEDIAN HOUSEHOLD INCOME *

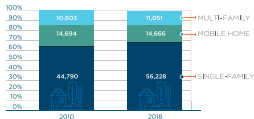


2010 = \$60,538

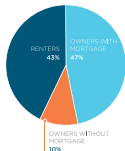
2018 = \$62,657

* 2010 Median Income was \$50,777 and 2018 Median Income was \$59,996. These have been standardized to the 2020 dollar equivalent to account for inflation.


EXISTING HOUSING UNITS BY TYPES (2010 & 2018)



BERKELEY COUNTY COST-BURDENED HOUSEHOLDS BY TYPE (2018)



MEDIAN HOUSING PRICE SEPTEMBER 2020



Source: Charleston Trulia Association of Realtors